



USDA National Retail Report - Chicken

Fri. Nov 26, 2021

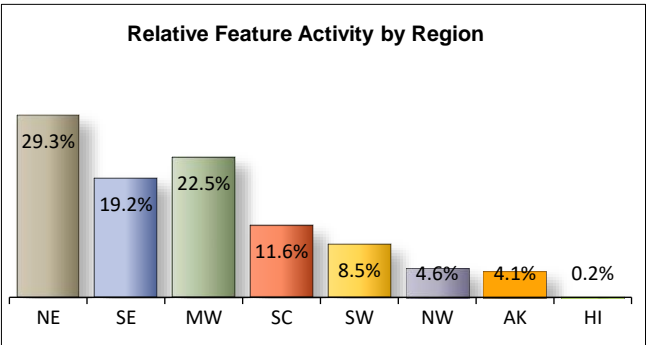
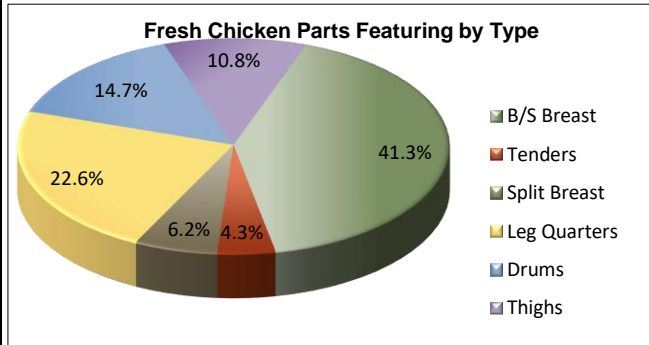
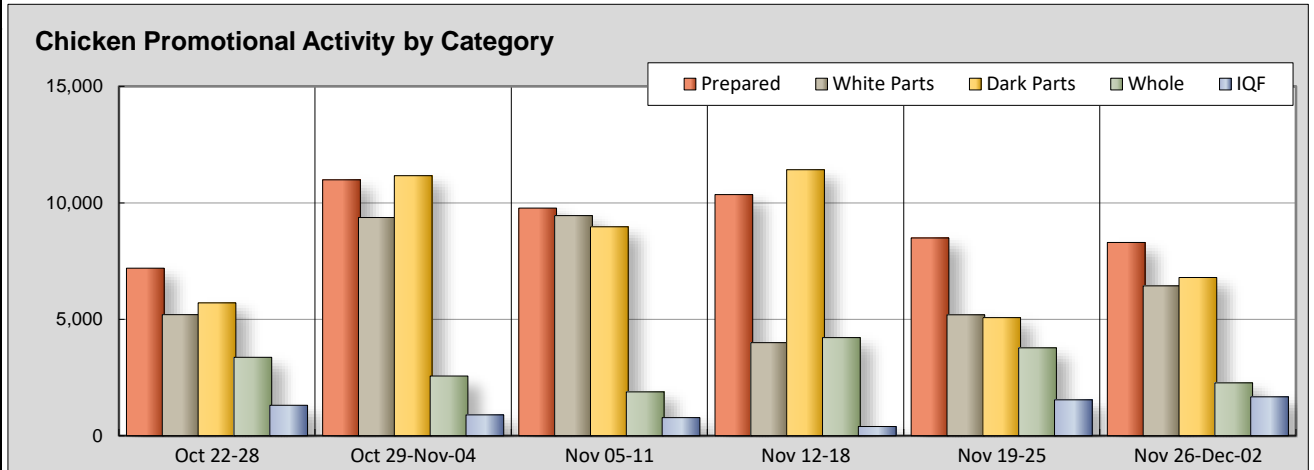
Advertised Prices for Chicken to Consumers at Major Retail Supermarket Outlets during the period of 11/26 thru 12/02.

(prices in dollars per pound, fresh tray-pack product unless otherwise noted)

NATIONAL SUMMARY						
	THIS WEEK		LAST WEEK		LAST YEAR	
Feature Rate ^{1/}	44.2% of 29,200 outlets		43.7% of 29,200 outlets		67.7% of 29,200 outlets	
Special Rate ^{4/}	6.6%		2.9%		17.8%	
Activity Index ^{2/}	25,470		24,074		43,454	
WHOLE BIRD:	Stores ^{3/} /3 Wtd Avg		Stores /3 Wtd Avg		Stores /3 Wtd Avg	
bagged fryer	729	1.45	984	1.43	1,936	1.04
cut-up fryer	10	1.78	52	1.97	197	1.73
bagged roaster	971	1.41	1,782	1.49	131	1.39
Cornish (frs/frz)	561	3.06	957	2.87	126	1.74
PARTS:						
Bnls/Sknls Breast						
regular pack	1,532	2.10	614	3.03	1,202	2.95
value pack	3,342	2.33	2,813	2.48	6,715	1.96
thin sliced	117	3.70	552	3.67	824	3.24
marinated	49	4.43	49	4.33	217	3.07
Breast Tenders						
regular pack	464	3.98	348	3.87	205	3.11
value pack	62	3.99	185	3.43	704	3.02
Split, bn-in Breast						
regular pack	490	1.96	273	1.87	430	1.40
value pack	268	1.33	226	1.74	645	1.36
Whole Wings	111	3.57	133	4.21	431	2.90
Leg Quarters						
tray pack	238	0.88	263	0.88	730	0.98
bagged	2,520	0.60	1,585	0.60	589	0.54
Legs						
Thighs						
regular pack	46	0.99	107	0.99	981	0.93
value pack	1,276	1.23	1,106	1.39	4,303	1.04
Drumsticks						
regular pack	282	1.00	165	0.97	854	0.96
value pack	1,507	1.14	1,593	1.18	7,035	0.94
Bnls/Sknls Thighs						
regular pack					1,709	2.59
value pack	925	2.36	199	2.67	2,080	1.70
9-pc Combos						
drum-thigh-breast					62	0.99
drum-thigh-wing						
IQF						
B/S Breast	1,095	2.72	939	2.71	1,322	2.12
Tenders	39	3.20	39	3.20		
Wings	268	3.79	258	4.63	237	3.09
Party Wings	270	3.39	307	3.63	506	2.54

This Week's Chicken Feature Highlights

After last week's low national summary figures, poultry is slowly working its way back into the spotlight. Whole birds retreat, but all are still readily available. B/S and split breasts return in force; shoppers may notice better pricing for B/S breasts, bulk pack split breasts, and wings. Dark parts also rebound in ads while posting mostly steady prices. Frozen items feature activity slightly increases as wings and party wings decide to lower their prices. The deli warms up after the kitchens cool off at home. Specialty pull back and organics make small gains in ads.



All report information gathered from publicly available sources including store circulars, newspaper ads, and retailer websites.

^{1/} **Feature Rate:** the amount of sampled stores advertising any reported chicken item during the current week, expressed as a percentage of the total sample. ^{2/} **Activity Index:** a measure of the absolute frequency of feature activity equal to the total number of stores for each advertised chicken item (e.g., a retailer with 100 outlets featuring 3 chicken items has an activity index of 300). ^{3/} **Stores/Avg:** the total number of advertising outlets and the weighted average price weighted by the respective number of outlets. **Special Rate:** the percentage of sampled stores with a no-price promotion (e.g., buy 1, get 1 free, etc.)



USDA National Retail Report - Chicken

Advertised Prices for Chicken to Consumers at Major Retail Supermarket Outlets during the period of 11/26 thru 12/02.

(prices in dollars per pound, fresh tray-pack product unless otherwise noted)

Fri. Nov 26, 2021

	NORTHEAST U.S. (CT,DE,MA,MD,ME,NH,NJ,NY,PA,RI,VT)				SOUTHEAST U.S. (AL,FL,GA,MS,NC,SC,TN,VA,WV)				MIDWEST U.S. (IA,IL,IN,KY,MI,MN,ND,NE,OH,SD,WI)			
Feature Rate ^{1/}	57.5% of 5,500 sampled outlets				54.2% of 7,400 sampled outlets				38.1% of 6,100 sampled outlets			
Special Rate ^{4/}	4.9% of stores w/ no-price promotions				3.6% of stores w/ no-price promotions				6.2% of stores w/ no-price promotions			
Activity Index ^{2/}	Activity Index = 5,325				Activity Index = 5,258				Activity Index = 3,903			
WHOLE BIRD:	Price Range	Stores	Wtd Avg		Price Range	Stores	Wtd Avg		Price Range	Stores	Wtd Avg	
			4/				4/				4/	
bagged fryer	1.29 - 1.49	99	1.36		1.18 - 1.69	59	1.38		1.19 - 1.69	457	1.45	
cut-up fryers					1.78	10	1.78					
bagged roaster	0.99 - 1.49	435	1.25		0.99 - 1.99	256	1.56		1.59 - 1.79	72	1.63	
Cornish (frs/frz)	2.17 - 2.68	124	2.43		3.49 - 4.49	107	4.12		2.90 - 3.99	207	3.03	
PARTS:	Processor Brand	Store Brand	Stores	Wtd Avg	Processor Brand	Store Brand	Stores	Wtd Avg	Processor Brand	Store Brand	Stores	Wtd Avg
Bnls/Sknls Breast												
regular pack		1.99 - 2.99	127	2.48		1.99	1,133	1.99	1.99 - 3.89	2.48	246	2.36
value pack	1.99 - 3.99	1.99 - 4.99	1,131	2.50	1.99	1.98 - 3.29	1,346	2.04	1.99 - 3.29	1.99 - 3.29	469	2.46
thin sliced		3.99	10	3.99						4.99	33	4.99
marinated												
Breast Tenders												
regular pack		3.99	209	3.99					3.89	3.99	255	3.97
value pack		3.99	62	3.99								
Split, bn-in Breast												
regular pack	1.79	1.99	275	1.94						1.99	215	1.99
value pack					0.88 - 1.69		230	1.41		0.88	21	0.88
Whole Wings										3.99	44	3.99
Leg Quarters												
tray pack	0.99		112	0.99								
bagged	0.49 - 0.59	0.49 - 0.59	264	0.53	0.37 - 0.59	0.49 - 0.65	1,509	0.59		0.69 - 1.69	110	0.98
Legs												
Thighs												
regular pack		1.00	13	1.00						0.99	33	0.99
value pack	0.99 - 1.29	0.79 - 1.99	782	1.36	0.89	0.88	200	0.89	0.88 - 1.69	0.88 - 1.69	89	1.36
Drumsticks												
regular pack		0.79 - 1.00	120	0.81						0.99 - 1.29	91	1.18
value pack	1.29	0.78 - 1.49	751	1.28	0.89	0.88	200	0.89	0.69 - 1.99	0.69 - 1.99	176	1.18
Bnls/Sknls Thighs												
regular pack												
value pack		1.99 - 2.99	590	2.41						1.99 - 2.49	292	2.12
9-pc Combos												
drum-thigh-breast												
drum-thigh-wing												
B/S Breast									3.20	2.66 - 2.79	1,001	2.71
Tenders									3.20		39	3.20
Wings		2.59 - 2.99	159	2.83	5.19		5.19			5.19	53	5.19
Party Wings		2.74	62	2.74	2.99 - 4.60		208	3.59				

Source: USDA Livestock, Poultry, & Grain Market News;

<http://www.ams.usda.gov/market-news/livestock-poultry-grain>;

(404) 562-5850

Email: Atlanta.lpgmn@ams.usda.gov

2 of 7



USDA National Retail Report - Chicken

Fri. Nov 26, 2021

Advertised Prices for Chicken to Consumers at Major Retail Supermarket Outlets during the period of 11/26 thru 12/02.

(prices in dollars per pound, fresh tray-pack product unless otherwise noted)

	SOUTH CENTRAL U.S. (AR,CO,KS,LA,MO,NM,OK,TX)				SOUTHWEST U.S. (AZ,CA,NV,UT)				NORTHWEST U.S. (ID,MT,OR,WA,WY)			
Feature Rate ^{1/}	34.5% of 4,900 sampled outlets				23.2% of 3,800 sampled outlets				61.5% of 1,300 sampled outlets			
Special Rate ^{4/}	1.9% of stores w/ no-price promotions				3.7% of stores w/ no-price promotions				59.8% of stores w/ no-price promotions			
Activity Index ^{2/}	Activity Index = 1,828				Activity Index = 808				Activity Index = 47			
WHOLE BIRD:	Price Range		Stores	Wtd Avg	Price Range		Stores	Wtd Avg	Price Range		Stores	Wtd Avg
				^{4/}				^{4/}				^{4/}
bagged fryer	1.08 - 1.49		93	1.41	1.79 - 2.99		21	2.36				
cut-up fryer												
bagged roaster	1.19 - 1.39		154	1.38	1.69		54	1.69				
Cornish (frs/frz)	1.29 - 3.99		110	2.81	2.99		13	2.99				
PARTS:	Processor Brand	Store Brand	Stores	Wtd Avg	Processor Brand	Store Brand	Stores	Wtd Avg	Processor Brand	Store Brand	Stores	Wtd Avg
Bnls/Sknls Breast												
regular pack		0.97	14	0.97		3.99	12	3.99				
value pack	1.99 - 2.99	1.77 - 2.99	292	2.48	3.29	2.99	73	3.24		2.98 - 2.99	31	2.99
thin sliced		2.98 - 3.99	47	3.65	3.69		60	3.69				
marinated		3.28	16	3.28								
Breast Tenders												
regular pack												
value pack												
Split, bn-in Breast												
regular pack												
value pack		0.88	17	0.88								
Whole Wings		3.29	67	3.29								
Leg Quarters												
tray pack		0.98	16	0.98	0.79	0.69	110	0.74				
bagged	0.37 - 0.59	0.60 - 0.70	637	0.59								
Legs												
Thighs												
regular pack												
value pack		0.88 - 1.19	42	1.06		0.99	163	0.99				
Drumsticks												
regular pack						0.99 - 1.29	68	1.04				
value pack		0.49 - 1.19	157	0.88	0.99	0.99 - 1.19	223	1.04				
Bnls/Sknls Thighs												
regular pack												
value pack		2.99	16	2.99		3.49	11	3.49		3.49	16	3.49
9-pc Combos												
drum-thigh-breast												
drum-thigh-wing												
TD	B/S Breast	2.79	94	2.79								
	Tenders											
	Wings	5.19	56	5.19								
	Party Wings											

Source: USDA Livestock, Poultry, & Grain Market News;

(404) 562-5850

3 of 7

<http://www.ams.usda.gov/market-news/livestock-poultry-grain;>

Email: Atlanta.lpgmn@ams.usda.gov



USDA National Retail Report - Chicken

Advertised Prices for Chicken to Consumers at Major Retail Supermarket Outlets during the period of 11/26 thru 12/02.

(prices in dollars per pound, fresh tray-pack product unless otherwise noted)

Fri. Nov 26, 2021

		ALASKA (AK)				HAWAII (HI)					
Feature Rate ^{1/}		0.0% of 100 sampled outlets				31.4% of 100 sampled outlets					
Special Rate ^{4/}		11.0% of stores w/ no-price promotions				0.0% of stores w/ no-price promotions					
Activity Index ^{2/}		Activity Index = 0				Activity Index = 3					
WHOLE BIRD:		Price Range	Stores	Wtd Avg	Price Range	Stores	Wtd Avg				
				4/			4/				
bagged fryer											
cut-up fryer											
bagged roaster											
Cornish (frs/frz)											
PARTS:		Processor Brand	Store Brand	Stores	Wtd Avg	Processor Brand	Store Brand	Stores	Wtd Avg		
Bnls/Sknls Breast											
regular pack											
value pack											
thin sliced											
marinated											
Breast Tenders											
regular pack											
value pack											
Split, bn-in Breast											
regular pack											
value pack											
Whole Wings											
Leg Quarters											
tray pack											
bagged											
Legs											
Thighs											
regular pack											
value pack											
Drumsticks											
regular pack								1.99	3	1.99	
value pack											
Bnls/Sknls Thighs											
regular pack											
value pack											
9-pc Combos											
drum-thigh-breast											
drum-thigh-wing											
IDE	B/S Breast										
	Tenders										
	Wings										
	Party Wings										

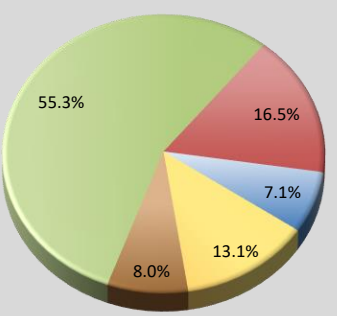


USDA National Retail Report - Chicken
Advertised Prices for Chicken to Consumers at Major Retail Supermarket Outlets during the period of 11/26 thru 12/02.
 (prices in dollars per unit or per pound unless otherwise noted)

Fri. Nov 26, 2021

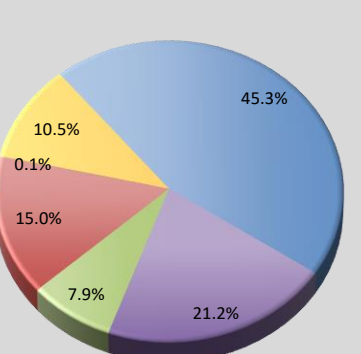
PREPARED FOODS NATIONAL SUMMARY																							
		THIS WEEK		LAST WEEK		LAST YEAR						NORTHEAST U.S.		SOUTHEAST U.S.		MIDWEST U.S.		SOUTH CENTRAL					
Feature Rate ^{1/}		22.9% of 29,200 outlets		20.5% of 29,200 outlets		23.4% of 29,200 outlets		Feature Rate ^{1/}		24.4% of 5,500 sampled outlets		29.2% of 7,400 sampled outlets		26.5% of 6,100 sampled outlets		20.4% of 4,900 sample							
Activity Index ^{2/}		8,298		8,491		9,271		Activity Index ^{2/}		Activity Index = 1,431		Activity Index = 2,557		Activity Index = 2,161		Activity Index = 1,							
		Stores	Wtd Avg	Stores	Wtd Avg	Stores	Wtd Avg			price range	stores	wtd avg	price range	stores	wtd avg	price range	stores	wtd avg	price range	stores			
ROTISSERIE:				ROTISSERIE:				ROTISSERIE:				ROTISSERIE:											
Whole Bird				Whole Bird				Whole Bird				Whole Bird											
< 2 lbs.		4,002	6.60	3,417	6.20	2,184	5.60	< 2 lbs.		4.99 - 6.99	372	6.87	4.99 - 7.99	1,836	7.11	5.00 - 6.99	1,000	5.93	5.99 - 6.50	550			
2.1-3.0 lbs.		189	7.17	818	6.13	807	6.96	2.1-3.0 lbs.		7.99	10	7.99	7.99	10	7.99	6.49 - 7.99	122	7.19					
Whole Breast		192	6.99	147	6.57			Whole Breast		6.99	37	6.99	6.99	2	6.99	6.98 - 6.99	86	6.99	6.99	67			
Leg Quarter		206	1.00	17	1.00			Leg Quarter		1.00	135	1.00							1.00	71			
FRIED & BAKED:				FRIED & BAKED:				FRIED & BAKED:				FRIED & BAKED:											
Fried 8-Piece Mix		1,170	6.49	728	7.04	2,400	7.23	Fried 8-Piece Mix		4.99 - 6.99	196	6.25	4.99 - 8.99	343	5.84	5.00 - 10.99	288	6.57	6.99	58			
Baked 8-Piece Mix		592	5.90	197	5.73	876	6.95	Baked 8-Piece Mix		4.99	22	4.99	4.99	218	4.99	5.00	173	5.00					
F/B 8-Piece Dark		54	5.59			374	5.06	F/B 8-Piece Dark					5.59	9	5.59				5.59	45			
F/B 12-Piece		48	14.99	221	9.94	88	11.31	F/B 12-Piece								16.99	11	16.99	12.99 - 16.99	37			
Bulk Pack (\$/piece)		98	0.58	402	0.50	300	0.95	Bulk Pack (\$/piece)											0.58	98			
Wings: bone-in		937	5.95	810	8.29	1,341	6.51	Wings: bone-in		5.20 - 8.99	491	6.46	4.99	30	4.99	5.99	181	5.99	4.99	93			
boneless		148	5.99	54	10.99	231	5.79	boneless					4.99	109	6.99	5.99	148	5.99					
Tenders		552	7.10	333	6.53	670	7.49	Tenders		5.29 - 7.99	178	6.99	6.99	109	6.99	4.99 - 6.99	42	5.42					
Strips		55	6.98	125	5.94			Strips								6.98	55	6.98					
Popcorn		55	6.98	1,222	4.35			Popcorn								6.98	55	6.98					
								SOUTHWEST U.S.				NORTHWEST U.S.				ALASKA				HAWAII			
Feature Rate ^{1/}								Feature Rate ^{1/}		11.5% of 3,800 sampled outlets		8.9% of 1,300 sampled outlets		11.0% of 100 sampled outlets		0.0% of 100 sampled							
Activity Index ^{2/}								Activity Index ^{2/}		Activity Index = 791		Activity Index = 306		Activity Index = 33		Activity Index =							
		price range	stores	wtd avg	price range	stores	wtd avg	price range	stores	wtd avg	price range	stores	wtd avg	price range	stores	wtd avg	price range	stores	wtd avg	price range	stores		
ROTISSERIE:				ROTISSERIE:				ROTISSERIE:				ROTISSERIE:											
Whole Bird				Whole Bird				Whole Bird				Whole Bird											
< 2 lbs.		6.99	117	6.99	6.00	116	6.00	< 2 lbs.		6.99	117	6.99	6.00	116	6.00	6.00	11	6.00					
2.1-3.0 lbs.		6.99	57	6.99				2.1-3.0 lbs.		6.99	57	6.99											
Whole Breast				Whole Breast				Whole Breast				Whole Breast											
Leg Quarter				Leg Quarter				Leg Quarter				Leg Quarter											
FRIED & BAKED:				FRIED & BAKED:				FRIED & BAKED:				FRIED & BAKED:											
Fried 8-Piece Mix		7.99	179	7.99	6.00	95	6.00	Fried 8-Piece Mix		7.99	179	7.99	6.00	95	6.00	6.00	11	6.00					
Baked 8-Piece Mix		7.99	179	7.99				Baked 8-Piece Mix		7.99	179	7.99											
F/B 8-Piece Dark								F/B 8-Piece Dark															
F/B 12-Piece								F/B 12-Piece															
Bulk Pack (\$/piece)								Bulk Pack (\$/piece)															
Wings: bone-in		4.99	142	4.99				Wings: bone-in		4.99	142	4.99											
boneless								boneless															
Tenders		8.99	117	8.99	6.00	95	6.00	Tenders		8.99	117	8.99	6.00	95	6.00	6.00	11	6.00					
Strips								Strips															
Popcorn								Popcorn															

Prepared Chicken Featuring by Category



■ Rotisserie ■ Fried ■ Baked
 ■ Wings ■ Other*
 * Other = tenders, strips, and popcorn

Whole Bird Featuring Fresh versus Prepared



■ Fresh Whole ■ Specialty Fresh
 ■ Fresh Cutup ■ Roaster
 ■ Rotisserie ■ 8-Pc Fried/Bkd

Source: USDA Livestock, Poultry, & Grain Market News;
<http://www.ams.usda.gov/market-news/livestock-poultry-grain;>

(404) 562-5850
 Email: Atlanta.lpgmn@ams.usda.gov

Notes:

. U.S.
ad outlets
.019
wtd avg
6.02
6.99
1.00
6.99
5.59
14.40
0.58
4.99
l outlets
0
wtd avg



USDA National Retail Report - Chicken

Fri. Nov 26, 2021

Advertised Prices for Chicken to Consumers at Major Retail Supermarket Outlets during the period of 11/26 thru 12/02.

(prices in dollars per pound, fresh tray-pack product unless otherwise noted)

	NATIONAL SUMMARY						Feature Rate Comparison																	
	SPECIALTY CHICKEN						% of Stores w/ Ads by Category																	
	THIS WEEK		LAST WEEK		LAST YEAR		■ Regular ■ Prepared ■ Specialty ■ Organic																	
Feature Rate ^{1/}	9.4% of 29,200 outlets		13.7% of 29,200 outlets		19.6% of 29,200 outlets																			
Activity Index ^{2/}	6,074		8,078		10,957																			
	Stores	Wtd Avg	Stores	Wtd Avg	Stores	Wtd Avg																		
Whole Fryer	1,386	1.78	1,727	1.94	664	2.68																		
Bnls/Sknls Breast	1,138	4.85	1,593	4.45	4,338	4.48																		
Breast Tenders	743	4.79	542	5.17	1,634	5.65																		
Split, bn-in Breast	416	3.27	332	2.67	245	2.53																		
Whole Wings	269	4.35	100	3.76	30	2.68																		
Leg Quarters	118	0.69	219	0.69	176	1.57																		
Legs			118	0.99	92	0.99																		
Thighs	658	2.25	1,139	2.10	1,595	2.54																		
Drumsticks	658	2.43	1,512	2.00	1,476	2.63																		
B/S Thighs	688	3.99	796	3.95	707	3.10																		
SPECIALTY	NORTHEAST U.S.			SOUTHEAST U.S.			MIDWEST U.S.			SOUTH CENTRAL U.S.			SOUTHWEST U.S.			NORTHWEST U.S.								
Feature Rate ^{1/}	23.0% of 5,500 sampled outlets			7.1% of 7,400 sampled outlets			5.2% of 6,100 sampled outlets			8.2% of 4,900 sampled outlets			3.7% of 3,800 sampled outlets			5.7% of 1,300 sampled outlets								
Activity Index ^{2/}	Activity Index = 3,119			Activity Index = 811			Activity Index = 850			Activity Index = 711			Activity Index = 284			Activity Index = 74								
	price range	stores	wtd avg	price range	stores	wtd avg	price range	stores	wtd avg	price range	stores	wtd avg	price range	stores	wtd avg	price range	stores	wtd avg						
Whole Fryer	1.58 - 1.99	541	1.80	1.38 - 2.49	298	1.54	1.77 - 2.49	265	1.90	0.87 - 2.49	193	1.65				1.59 - 1.99	59	1.88						
Bnls/Sknls Breast	2.99 - 6.32	705	4.53				5.99	201	5.99	3.18 - 5.99	172	4.38				2.98	15	2.98						
Breast Tenders	4.99	400	4.99	3.99	30	3.99				3.99 - 5.99	141	4.42	3.99	142	3.99									
Split, bn-in Breast	2.99	293	2.99	2.99	44	2.99	3.49	25	3.49	3.49	24	3.49												
Whole Wings							3.99	201	3.99	4.99	38	4.99												
Leg Quarters	0.69	118	0.69																					
Legs																								
Thighs	1.49 - 1.99	353	1.90	1.39 - 2.59	171	2.31	1.99 - 3.98	79	3.38	1.99	25	1.99												
Drumsticks	1.49 - 1.99	353	1.90	1.39 - 3.49	171	3.00	1.99 - 3.98	79	3.38	1.99	25	1.99												
B/S Thighs	3.99	356	3.99	3.98 - 3.99	97	3.98				3.99	93	3.99	3.99	142	3.99									
SPECIALTY	ALASKA			HAWAII																				
Feature Rate ^{1/}	0.0% of 100 sampled outlets			0.0% of 100 sampled outlets																				
Activity Index ^{2/}	Activity Index = 15			Activity Index = 210																				
	price range	stores	wtd avg	price range	stores	wtd avg																		
Whole Fryer				3.19	30	3.19																		
Bnls/Sknls Breast	3.99	15	3.99	8.59	30	8.59																		
Breast Tenders				8.59	30	8.59																		
Split, bn-in Breast				5.99	30	5.99																		
Whole Wings				5.99	30	5.99																		
Leg Quarters																								
Legs																								
Thighs				3.29	30	3.29																		
Drumsticks				3.29	30	3.29																		
B/S Thighs																								

Specialty products are produced from chickens raised on an all vegetable diet without antibiotics and are minimally processed. USDA Certified Organic are products grown and processed according to USDA's national organic standards and certified by USDA-accredited State and private certification organizations. For more information, visit <http://www.ams.usda.gov/nop/>.

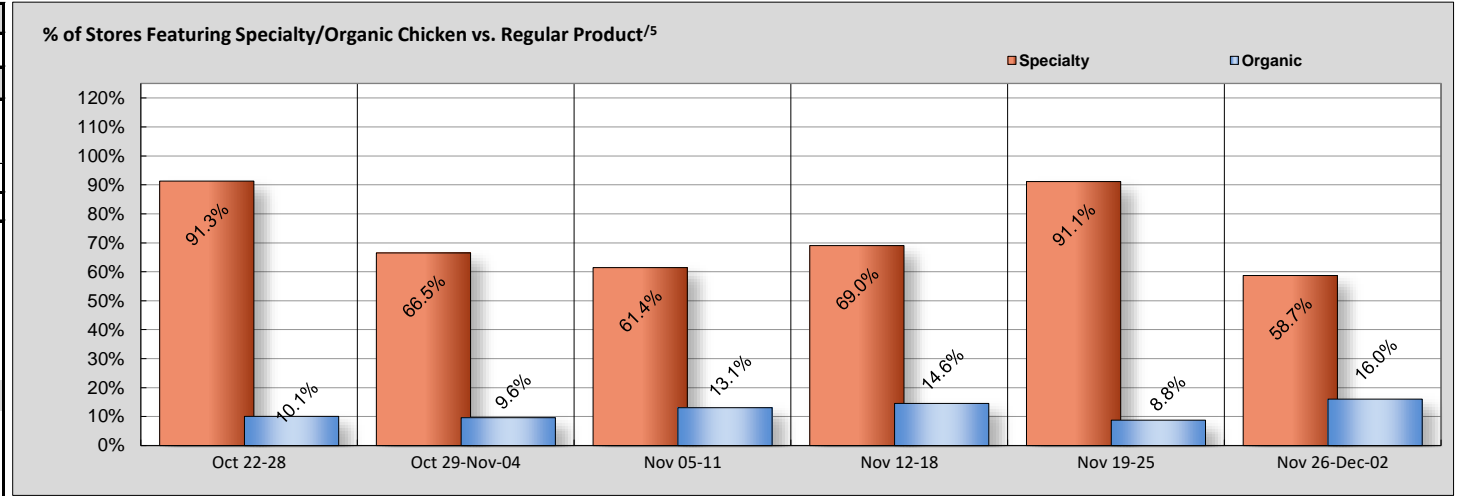


USDA National Retail Report - Chicken

Advertised Prices for Chicken to Consumers at Major Retail Supermarket Outlets during the period of 11/26 thru 12/02.

(prices in dollars per pound, fresh tray-pack product unless otherwise noted)

	NATIONAL SUMMARY					
	USDA ORGANIC CHICKEN					
	THIS WEEK		LAST WEEK		LAST YEAR	
Feature Rate ^{1/}	4.1% of 29,200 outlets		3.0% of 29,200 outlets		6.9% of 29,200 outlets	
Activity Index ^{2/}	1,564		761		3,091	
	Stores	Wtd Avg	Stores	Wtd Avg	Stores	Wtd Avg
Whole Fryer	626	3.06	236	2.97	696	2.88
Bnls/Sknls Breast	638	6.70	400	6.84	1,352	7.52
Breast Tenders					547	7.74
Split, bn-in Breast						
Whole Wings						
Leg Quarters	--	--	--	--	--	--
Legs						
Thighs	12	4.49	23	4.25	10	4.99
Drumsticks	288	2.49	102	2.77	323	2.05
B/S Thighs					163	5.96



^{5/}: % = total store count for Specialty items/by total store count for the same set of regular items.

ORGANIC	NORTHEAST U.S.		SOUTHEAST U.S.		MIDWEST U.S.		SOUTH CENTRAL U.S.		SOUTHWEST U.S.		NORTHWEST U.S.	
		13.0% of 5,500 sampled outlets Activity Index = 1,367		0.6% of 7,400 sampled outlets Activity Index = 0		0.2% of 6,100 sampled outlets Activity Index = 11		1.9% of 4,900 sampled outlets Activity Index = 0		7.5% of 3,800 sampled outlets Activity Index = 142		1.2% of 1,300 sampled outlets Activity Index = 16
Whole Fryer	2.79 - 3.49	615 3.04			4.49 11 4.49				7.99 130 7.99		7.99 16 7.99	
Bnls/Sknls Breast	4.49 - 6.99	464 6.22										
Breast Tenders												
Split, bn-in Breast												
Whole Wings												
Legs												
Thighs									4.49 12 4.49			
Drumsticks	2.49	288 2.49										
B/S Thighs												
ORGANIC	ALASKA		HAWAII									
	0.0% of 100 sampled outlets Activity Index = 28		28.6% of 100 sampled outlets Activity Index = 60									
Whole Fryer												
Bnls/Sknls Breast	7.99	28 7.99										
Breast Tenders												
Split, bn-in Breast												
Whole Wings												
Legs												
Thighs												
Drumsticks			3.99 30 3.99									
B/S Thighs			7.49 30 7.49									

Specialty products are produced from chickens raised on an all vegetable diet without antibiotics and are minimally processed. USDA Certified Organic are products grown and processed according to USDA's national organic standards and certified by USDA-accredited State and private certification organizations. For more information, visit <http://www.ams.usda.gov/nop/>.