



USDA National Retail Report - Chicken

Fri. Nov 20, 2020

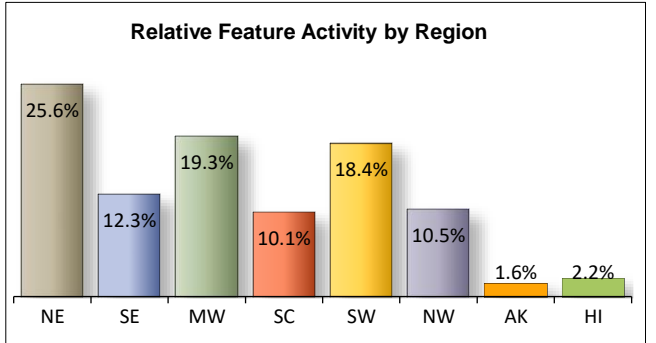
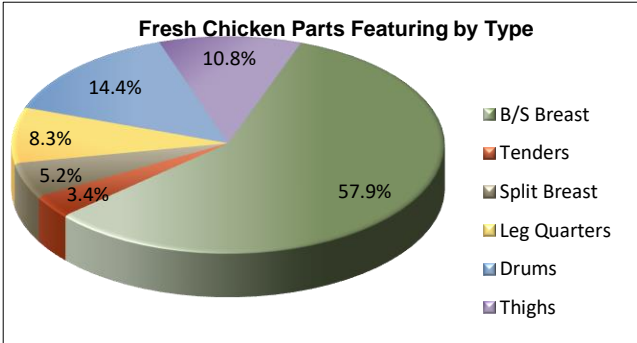
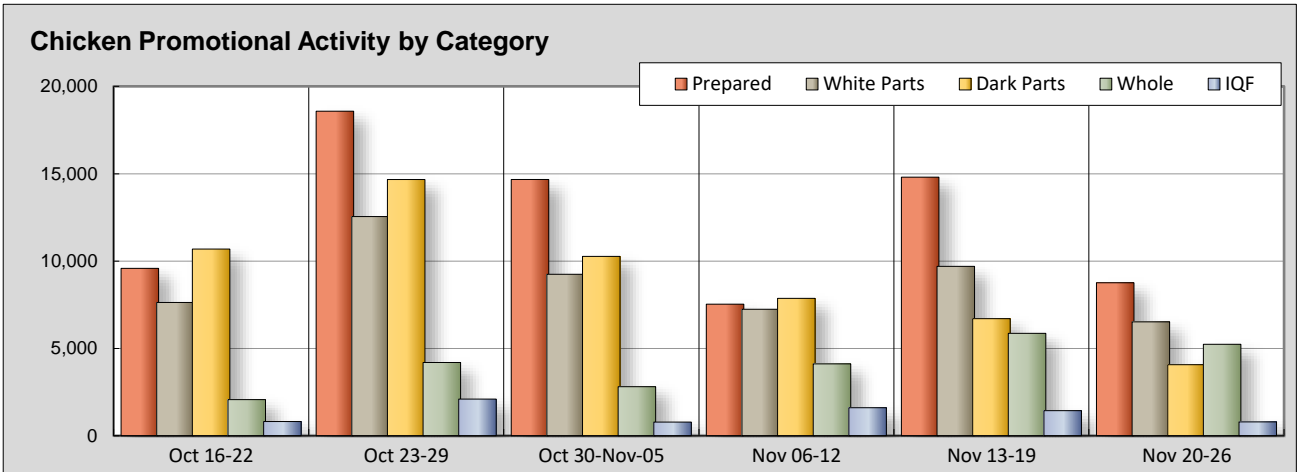
Advertised Prices for Chicken to Consumers at Major Retail Supermarket Outlets during the period of 11/20 thru 11/26.

(prices in dollars per pound, fresh tray-pack product unless otherwise noted)

NATIONAL SUMMARY						
	THIS WEEK		LAST WEEK		LAST YEAR	
Feature Rate ^{1/}	46.1% of 29,200 outlets		60.3% of 29,200 outlets		60.4% of 29,200 outlets	
Special Rate ^{4/}	2.2%		7.5%		9.8	
Activity Index ^{2/}	25,376		38,502		31,959	
WHOLE BIRD:	Stores ^{3/} Wtd Avg		Stores /3 Wtd Avg		Stores /3 Wtd Avg	
bagged fryer	2,335	1.41	2,264	1.31	1,085	1.08
cut-up fryer	44	1.49	99	1.30	90	1.33
bagged roaster	1,828	1.36	3,160	1.03	3,145	1.24
Cornish (frs/frz)	1,029	2.91	340	2.67	2,423	3.13
PARTS:						
Bnls/Sknls Breast						
regular pack	1,597	2.45	690	2.71	1,357	2.46
value pack	3,528	1.82	5,469	1.99	6,166	1.82
thin sliced	187	2.71	549	3.47	759	3.10
marinated	192	2.30	88	3.32	63	3.15
Breast Tenders						
regular pack	28	1.79	219	2.90	329	3.11
value pack	294	3.32	121	3.25	221	3.40
Split, bn-in Breast						
regular pack	108	1.25	242	1.37	300	1.71
value pack	386	1.83	1,036	1.22	380	1.36
Whole Wings	200	2.65	1,283	2.19	851	2.61
Leg Quarters						
tray pack	248	0.89	361	0.59	332	0.85
bagged	543	0.55	456	0.75	616	0.47
Legs	109	0.97	52	1.31	196	0.97
Thighs						
regular pack	10	0.88	135	1.06	843	0.81
value pack	1,015	0.99	1,503	1.20	961	1.00
Drumsticks						
regular pack	67	0.73	132	0.85	912	0.82
value pack	1,300	0.99	2,031	1.11	1,213	0.98
Bnls/Sknls Thighs						
regular pack	521	1.96	1,630	2.28	570	2.97
value pack	255	1.43	403	1.87	206	2.34
9-pc Combos						
drum-thigh-breast						
drum-thigh-wing						
IQF						
B/S Breast	173	2.18	783	2.52	343	1.82
Tenders	87	2.79	184	3.13	24	2.80
Wings	168	3.01	269	2.99	558	5.51
Party Wings	366	2.60	201	2.30	373	2.19

This Week's Chicken Feature Highlights

As the Thanksgiving holiday is nearly upon us, features and 'no price' incentives for retail chicken lag this week. Whole birds maintain visibility with primary focus on bagged fryers and Cornish hens. Overall, white parts decrease in offer; regular pack B/S breasts are the only items to make significant moves ahead. Prices are lower aside from wings and value pack tenders and split breasts. Dark parts are fewer in offer however legs and bagged leg quarters are trying to make their presence known. There's not too much buzz in the freezer aisle this week. The deli is adequately stocked, and buyers can expect to spend more money on most items. Specialty and organics decrease in number.



All report information gathered from publicly available sources including store circulars, newspaper ads, and retailer websites.

^{1/} **Feature Rate:** the amount of sampled stores advertising any reported chicken item during the current week, expressed as a percentage of the total sample. ^{2/} **Activity Index:** a measure of the absolute frequency of feature activity equal to the total number of stores for each advertised chicken item (e.g., a retailer with 100 outlets featuring 3 chicken items has an activity index of 300). ^{3/} **Stores/Avg:** the total number of advertising outlets and the weighted average price weighted by the respective number of outlets. ^{4/} **Special Rate:** the percentage of sampled stores with a no-price promotion (e.g., buy 1, get 1 free, etc.)



USDA National Retail Report - Chicken

Advertised Prices for Chicken to Consumers at Major Retail Supermarket Outlets during the period of 11/20 thru 11/26.

(prices in dollars per pound, fresh tray-pack product unless otherwise noted)

Fri. Nov 20, 2020

	NORTHEAST U.S. (CT,DE,MA,MD,ME,NH,NJ,NY,PA,RI,VT)				SOUTHEAST U.S. (AL,FL,GA,MS,NC,SC,TN,VA,WV)				MIDWEST U.S. (IA,IL,IN,KY,MI,MN,ND,NE,OH,SD,WI)			
Feature Rate ^{1/}	56.1% of 5,500 sampled outlets				36.7% of 7,400 sampled outlets				47.9% of 6,100 sampled outlets			
Special Rate ^{4/}	4.1% of stores w/ no-price promotions				0.0% of stores w/ no-price promotions				4.2% of stores w/ no-price promotions			
Activity Index ^{2/}	Activity Index = 4,442				Activity Index = 2,514				Activity Index = 3,729			
WHOLE BIRD:	Price Range	Stores	Wtd Avg		Price Range	Stores	Wtd Avg		Price Range	Stores	Wtd Avg	
			4/				4/				4/	
bagged fryer	0.89 - 1.99	783	1.41		0.89 - 1.99	257	1.51		0.89 - 1.99	611	1.46	
cut-up fryers									1.49	44	1.49	
bagged roaster	0.99 - 1.99	472	1.43		0.98 - 1.99	1,045	1.27		0.98 - 1.99	188	1.52	
Cornish (frs/frz)	2.79 - 3.99	259	3.46		2.38 - 2.95	92	2.52		2.00 - 3.19	493	2.51	
PARTS:	Processor Brand	Store Brand	Stores	Wtd Avg	Processor Brand	Store Brand	Stores	Wtd Avg	Processor Brand	Store Brand	Stores	Wtd Avg
Bnls/Sknls Breast												
regular pack	1.99 - 3.68	2.99	496	2.85						1.49 - 2.99	358	2.39
value pack		1.69 - 4.49	927	2.29	1.98 - 1.99	0.98 - 2.49	318	1.91	1.98	0.99 - 2.99	578	1.97
thin sliced		3.47	64	3.47								
marinated										1.99 - 3.99	176	2.37
Breast Tenders												
regular pack		1.79	24	1.79		1.79	4	1.79				
value pack		2.49 - 3.99	195	3.29						2.79	11	2.79
Split, bn-in Breast												
regular pack						0.98	10	0.98				
value pack		1.99 - 2.97	125	2.49	1.99	1.29 - 1.59	176	1.67				
Whole Wings	2.69	2.99	78	2.93	2.69		10	2.69		2.38 - 2.69	112	2.46
Leg Quarters												
tray pack		0.97	64	0.97						0.88	148	0.88
bagged		0.49	24	0.49		0.48 - 0.50	91	0.50		0.49 - 0.99	99	0.74
Legs												
Thighs												
regular pack						0.88	10	0.88				
value pack		0.89 - 0.99	333	0.95	0.99 - 1.29	0.89	180	0.98	0.99	0.89 - 1.49	174	1.12
Drumsticks												
regular pack												
value pack	0.97	0.89 - 0.99	333	0.95	0.99 - 1.29	0.89	180	0.98	0.99	0.69 - 1.29	304	1.17
Bnls/Sknls Thighs												
regular pack												
value pack		1.77	64	1.77						1.29 - 1.49	87	1.39
9-pc Combos												
drum-thigh-breast												
drum-thigh-wing												
B/S Breast										2.18	173	2.18
Tenders		2.79	77	2.79		2.79	10	2.79				
Wings		1.99	62	1.99	2.72			2.72				
Party Wings		2.24	62	2.24	1.99		131	1.99		3.20	173	3.20

Source: USDA Livestock, Poultry, & Grain Market News;

<http://www.ams.usda.gov/market-news/livestock-poultry-grain>;

(404) 562-5850

Email: Atlanta.lpgmn@ams.usda.gov



USDA National Retail Report - Chicken

Fri. Nov 20, 2020

Advertised Prices for Chicken to Consumers at Major Retail Supermarket Outlets during the period of 11/20 thru 11/26.

(prices in dollars per pound, fresh tray-pack product unless otherwise noted)

	SOUTH CENTRAL U.S. (AR,CO,KS,LA,MO,NM,OK,TX)				SOUTHWEST U.S. (AZ,CA,NV,UT)				NORTHWEST U.S. (ID,MT,OR,WA,WY)			
Feature Rate ^{1/}	32.4% of 4,900 sampled outlets				56.7% of 3,800 sampled outlets				71.3% of 1,300 sampled outlets			
Special Rate ^{4/}	2.2% of stores w/ no-price promotions				1.6% of stores w/ no-price promotions				0.0% of stores w/ no-price promotions			
Activity Index ^{2/}	Activity Index = 2,949				Activity Index = 1,816				Activity Index = 1,102			
WHOLE BIRD:	Price Range	Stores	Wtd Avg		Price Range	Stores	Wtd Avg		Price Range	Stores	Wtd Avg	
			4/				4/				4/	
bagged fryer	0.79 - 1.99	372	1.13		1.29 - 1.99	183	1.73		1.29 - 1.99	111	1.39	
cut-up fryer												
bagged roaster	0.98 - 1.99	69	1.48		1.59	54	1.59					
Cornish (frs/frz)	1.49 - 4.29	137	3.15						0.20	11	0.20	
PARTS:	Processor Brand	Store Brand	Stores	Wtd Avg	Processor Brand	Store Brand	Stores	Wtd Avg	Processor Brand	Store Brand	Stores	Wtd Avg
Bnls/Sknls Breast												
regular pack	2.49	1.97	564	2.02	3.99	1.49 - 1.69	179	2.79				
value pack	1.98 - 2.48	0.69 - 2.99	479	1.97	2.49	1.27 - 2.99	433	1.68		0.97 - 2.99	793	1.12
thin sliced		1.58	16	1.58		1.99 - 2.99	107	2.43				
marinated		1.58	16	1.58								
Breast Tenders												
regular pack												
value pack	3.48	2.79	88	3.46								
Split, bn-in Breast												
regular pack		1.28	98	1.28								
value pack	0.99		31	0.99		1.29	54	1.29				
Whole Wings												
Leg Quarters												
tray pack		0.59 - 0.98	36	0.76								
bagged		0.33 - 0.59	218	0.45		0.59 - 0.69	111	0.64				
Legs						0.97	109	0.97				
Thighs												
regular pack						0.79 - 1.99	234	0.94		1.28 - 1.99	27	1.70
value pack		0.69	67	0.69								
Drumsticks												
regular pack						0.69 - 0.99	67	0.73				
value pack	1.19	0.38 - 0.88	201	0.89		0.79 - 1.29	271	0.92		0.98	11	0.98
Bnls/Sknls Thighs												
regular pack		1.97	510	1.97						1.45	11	1.45
value pack		0.97 - 0.99	47	0.98		1.39	14	1.39		1.49	43	1.49
9-pc Combos												
drum-thigh-breast												
drum-thigh-wing												
LD	B/S Breast											
	Tenders											
	Wings									3.60	95	3.60
	Party Wings											



USDA National Retail Report - Chicken

Advertised Prices for Chicken to Consumers at Major Retail Supermarket Outlets during the period of 11/20 thru 11/26.

(prices in dollars per pound, fresh tray-pack product unless otherwise noted)

Fri. Nov 20, 2020

		ALASKA (AK)				HAWAII (HI)					
Feature Rate ^{1/}		52.0% of 100 sampled outlets				24.8% of 100 sampled outlets					
Special Rate ^{4/}		0.0% of stores w/ no-price promotions				0.0% of stores w/ no-price promotions					
Activity Index ^{2/}		Activity Index = 63				Activity Index = 3					
WHOLE BIRD:		Price Range	Stores	Wtd Avg	Price Range	Stores	Wtd Avg				
				4/			4/				
bagged fryer		1.29 - 2.08	15	1.50	1.99	3	1.99				
cut-up fryer											
bagged roaster											
Cornish (frs/frz)		5.08	37	5.08							
PARTS:		Processor Brand	Store Brand	Stores	Wtd Avg	Processor Brand	Store Brand	Stores	Wtd Avg		
Bnls/Sknls Breast											
regular pack											
value pack											
thin sliced											
marinated											
Breast Tenders											
regular pack											
value pack											
Split, bn-in Breast											
regular pack											
value pack											
Whole Wings											
Leg Quarters											
tray pack											
bagged											
Legs											
Thighs											
regular pack											
value pack											
Drumsticks											
regular pack											
value pack											
Bnls/Sknls Thighs											
regular pack											
value pack											
9-pc Combos											
drum-thigh-breast											
drum-thigh-wing											
ID	B/S Breast										
	Tenders										
	Wings	3.60	11	3.60							
	Party Wings										



USDA National Retail Report - Chicken

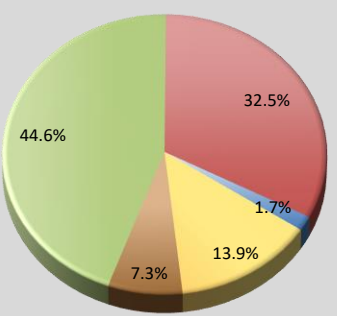
Advertised Prices for Chicken to Consumers at Major Retail Supermarket Outlets during the period of 11/20 thru 11/26.

(prices in dollars per unit or per pound unless otherwise noted)

Fri. Nov 20, 2020

PREPARED FOODS NATIONAL SUMMARY																				
		THIS WEEK		LAST WEEK		LAST YEAR				NORTHEAST U.S.		SOUTHEAST U.S.		MIDWEST U.S.		SOUTH CENTRAL U.S.				
Feature Rate ^{1/}		24.3% of 29,200 outlets		25.3% of 29,200 outlets		20.6% of 29,200 outlets		Feature Rate ^{1/}		16.3% of 5,500 sampled outlets		43.4% of 7,400 sampled outlets		20.5% of 6,100 sampled outlets		9.6% of 4,900 sampled outlets				
Activity Index ^{2/}		8,758		14,802		7,643		Activity Index ^{2/}		Activity Index = 1,746		Activity Index = 3,554		Activity Index = 1,576		Activity Index = 587				
		Stores	Wtd Avg	Stores	Wtd Avg	Stores	Wtd Avg			price range	stores	wtd avg	price range	stores	wtd avg	price range	stores			
ROTISSERIE:				ROTISSERIE:				ROTISSERIE:				ROTISSERIE:								
Whole Bird				Whole Bird				Whole Bird				Whole Bird								
< 2 lbs.		3,015	6.29	3,987	5.60	2,749	6.54	< 2 lbs.		4.99 - 6.99	434	6.47	4.99 - 6.99	1,578	6.49	4.99 - 7.99	683	5.70	5.00 - 6.99	86
2.1-3.0 lbs.		866	6.21	339	6.14	170	7.69	2.1-3.0 lbs.		6.99	76	6.99	5.98 - 5.99	519	5.99	6.00 - 7.99	120	6.72	5.99 - 6.99	114
Whole Breast				Whole Breast				Whole Breast				Whole Breast								
Leg Quarter		24	3.29	17	1.00			Leg Quarter												
FRIED & BAKED:				FRIED & BAKED:				FRIED & BAKED:				FRIED & BAKED:								
Fried 8-Piece Mix		2,404	6.49	4,464	6.25	1,480	6.66	Fried 8-Piece Mix		6.99 - 8.99	213	7.93	5.88 - 7.99	1,184	6.93	4.99 - 8.99	125	8.01	6.99 - 8.00	58
Baked 8-Piece Mix		145	6.69	2,192	6.20	279	6.79	Baked 8-Piece Mix					5.98 - 6.99	76	6.10	8.00	11	8.00	6.99 - 8.00	58
F/B 8-Piece Dark		215	5.71	213	5.52	103	6.49	F/B 8-Piece Dark		4.99 - 6.49	215	5.71								
F/B 12-Piece		121	11.44	36	8.38	310	9.44	F/B 12-Piece		9.99	16	9.99	9.99 - 12.99	31	11.70	10.99 - 11.00	50	10.99	12.99	24
Bulk Pack (\$/piece)		107	0.54	767	0.69	839	0.77	Bulk Pack (\$/piece)					0.54	69	0.54	0.54	21	0.54	0.54	17
Wings: bone-in		950	7.45	915	5.59	1,046	6.83	Wings: bone-in		7.99	377	7.99	4.99	87	4.99	6.99 - 7.99	296	7.67	4.99 - 7.99	136
boneless		270	7.65	356	5.55	445	7.63	boneless								7.99	201	7.99	4.99 - 7.99	69
Tenders				Tenders				Tenders				Tenders								
Strips		587	7.06	264	5.24	213	5.98	Strips		4.98 - 7.99	415	7.22	4.99	10	4.99	3.99 - 5.99	54	5.40	3.99 - 4.99	19
Popcorn		54	4.99	119	6.99	12	6.99	Popcorn								4.99	15	4.99		
				1,133	5.99															
		SOUTHWEST U.S.		NORTHWEST U.S.		ALASKA		HAWAII												
Feature Rate ^{1/}		31.3% of 3,800 sampled outlets		5.5% of 1,300 sampled outlets		0.0% of 100 sampled outlets		2.9% of 100 sampled outlets		Feature Rate ^{1/}										
Activity Index ^{2/}		Activity Index = 1,227		Activity Index = 71		Activity Index = 0		Activity Index = 3		Activity Index ^{2/}										
		price range	stores	wtd avg	price range	stores	wtd avg	price range	stores	wtd avg	price range	stores	wtd avg	price range	stores	wtd avg	price range			
ROTISSERIE:				ROTISSERIE:				ROTISSERIE:				ROTISSERIE:								
Whole Bird				Whole Bird				Whole Bird				Whole Bird								
< 2 lbs.		4.99 - 6.99	199	6.10	6.99	32	6.99	< 2 lbs.						6.99		3				
2.1-3.0 lbs.		5.00	37	5.00				2.1-3.0 lbs.												
Whole Breast				Whole Breast				Whole Breast				Whole Breast								
Leg Quarter		3.29	24	3.29				Leg Quarter												
FRIED & BAKED:				FRIED & BAKED:				FRIED & BAKED:				FRIED & BAKED:								
Fried 8-Piece Mix		5.00 - 5.99	824	5.22				Fried 8-Piece Mix												
Baked 8-Piece Mix								Baked 8-Piece Mix												
F/B 8-Piece Dark								F/B 8-Piece Dark												
F/B 12-Piece								F/B 12-Piece												
Bulk Pack (\$/piece)								Bulk Pack (\$/piece)												
Wings: bone-in		7.99	54	7.99				Wings: bone-in												
boneless		7.99	89	7.99				boneless												
Tenders				Tenders				Tenders				Tenders								
Strips		4.99	39	4.99				Strips												
Popcorn								Popcorn												

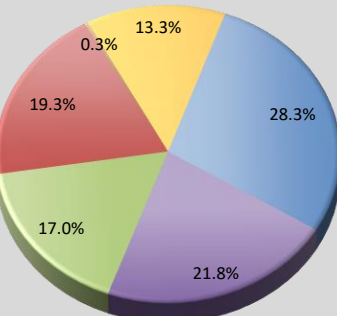
Prepared Chicken Featuring by Category



■ Rotisserie ■ Fried ■ Baked
■ Wings ■ Other*

* Other = tenders, strips, and popcorn

Whole Bird Featuring Fresh versus Prepared



■ Fresh Whole ■ Specialty Fresh
■ Fresh Cutup ■ Roaster
■ Rotisserie ■ 8-Pc Fried/Bkd

Source: USDA Livestock, Poultry, & Grain Market News;
<http://www.ams.usda.gov/market-news/livestock-poultry-grain;>

(404) 562-5850
 Email: Atlanta.lpgmn@ams.usda.gov

Notes:

I.S.
outlets
1
wtd avg
6.62
6.58
7.22
7.22
12.99
0.54
6.81
6.64
4.88

utlets
wtd avg

6.99



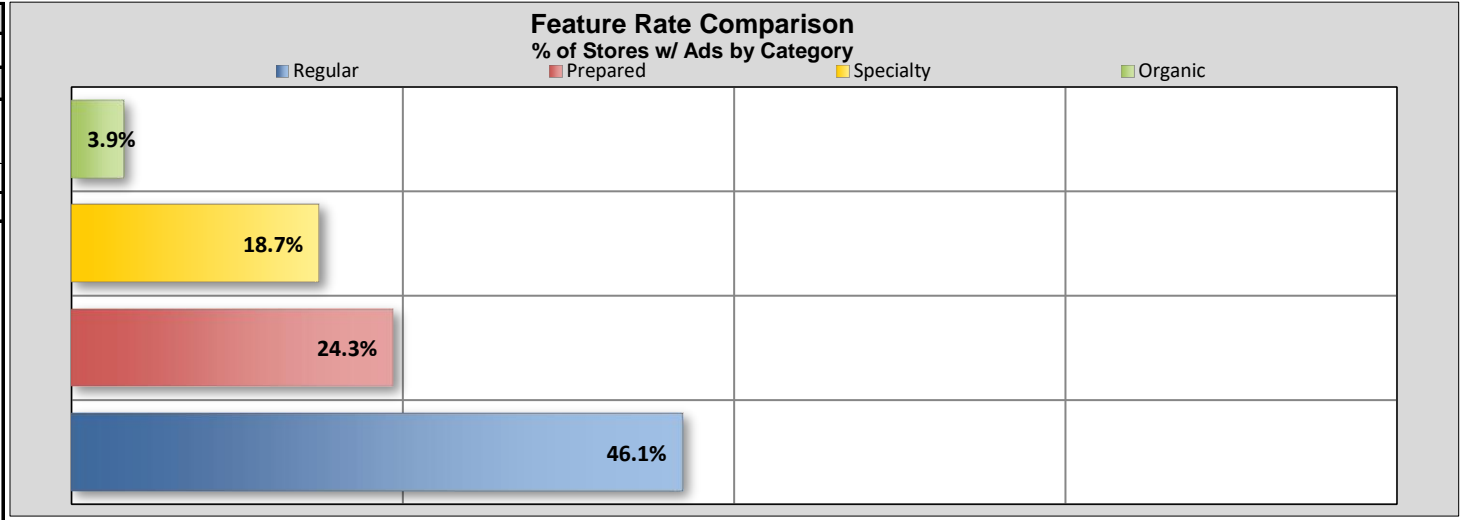
USDA National Retail Report - Chicken

Fri. Nov 20, 2020

Advertised Prices for Chicken to Consumers at Major Retail Supermarket Outlets during the period of 11/20 thru 11/26.

(prices in dollars per pound, fresh tray-pack product unless otherwise noted)

	NATIONAL SUMMARY					
	SPECIALTY CHICKEN					
	THIS WEEK		LAST WEEK		LAST YEAR	
Feature Rate ^{1/}	18.7% of 29,200 outlets		24.6% of 29,200 outlets		17.2% of 29,200 outlets	
Activity Index ^{2/}	10,745		10,087		10,797	
	Stores	Wtd Avg	Stores	Wtd Avg	Stores	Wtd Avg
Whole Fryer	2,643	1.83	1,921	1.71	1,201	2.08
Bnls/Sknls Breast	3,272	3.73	4,000	4.53	4,811	4.29
Breast Tenders	56	3.20	1,307	4.76	878	4.76
Split, bn-in Breast	447	2.04	285	3.26	357	2.50
Whole Wings	284	3.37	198	2.92		
Leg Quarters	237	0.81	173	0.78	370	0.62
Legs	211	1.24	40	2.99		
Thighs	1,634	1.83	1,080	2.17	1,102	1.58
Drumsticks	1,289	1.93	889	1.32	1,338	1.54
B/S Thighs	672	3.23	194	4.20	738	2.96



SPECIALTY	NORTHEAST U.S.			SOUTHEAST U.S.			MIDWEST U.S.			SOUTH CENTRAL U.S.			SOUTHWEST U.S.			NORTHWEST U.S.		
Feature Rate ^{1/}	31.6% of 5,500 sampled outlets			9.5% of 7,400 sampled outlets			25.0% of 6,100 sampled outlets			4.1% of 4,900 sampled outlets			33.4% of 3,800 sampled outlets			1.4% of 1,300 sampled outlets		
Activity Index ^{2/}	Activity Index = 4,775			Activity Index = 1,116			Activity Index = 2,228			Activity Index = 406			Activity Index = 2,162			Activity Index = 58		
	price range	stores	wtd avg	price range	stores	wtd avg	price range	stores	wtd avg	price range	stores	wtd avg	price range	stores	wtd avg	price range	stores	wtd avg
Whole Fryer	1.29 - 2.49	1,358	1.86	0.98 - 1.69	260	1.42	0.99 - 3.99	561	1.84	1.99	38	1.99	1.69 - 1.99	426	1.97			
Bnls/Sknls Breast	1.79 - 5.99	1,147	4.08	1.98 - 5.99	358	2.71	2.66 - 6.99	824	2.92	2.49 - 4.98	132	3.30	2.99 - 4.99	811	4.60			
Breast Tenders							2.69	40	2.69							4.49	16	4.49
Split, bn-in Breast	1.59 - 2.99	447	2.04															
Whole Wings	3.47	64	3.47	2.89	131	2.89							3.99	89	3.99			
Leg Quarters	0.59	48	0.59	0.59	44	0.59	0.88 - 0.99	114	0.93				0.99	7	0.99	0.99	24	0.99
Legs	0.79	155	0.79	2.99	26	2.99	2.99	5	2.99	2.99	7	2.99				1.29 - 2.99	18	1.48
Thighs	0.99 - 2.99	634	1.83	1.49	83	1.49	0.88 - 2.38	391	1.79	1.29 - 2.38	124	1.62	1.99	402	1.99			
Drumsticks	0.99 - 2.99	507	1.86	1.49	83	1.49	0.88 - 2.38	259	2.04	2.38	38	2.38	1.99	402	1.99			
B/S Thighs	2.99 - 3.99	415	3.30	2.49	131	2.49	2.49	34	2.49	3.59	67	3.59	5.99	25	5.99			

SPECIALTY	ALASKA			HAWAII											
Feature Rate ^{1/}	0.0% of 100 sampled outlets			0.0% of 100 sampled outlets											
Activity Index ^{2/}	Activity Index = 0			Activity Index = 0											
	price range	stores	wtd avg	price range	stores	wtd avg									
Whole Fryer															
Bnls/Sknls Breast															
Breast Tenders															
Split, bn-in Breast															
Whole Wings															
Leg Quarters															
Legs															
Thighs															
Drumsticks															
B/S Thighs															

Specialty products are produced from chickens raised on an all vegetable diet without antibiotics and are minimally processed. USDA Certified Organic are products grown and processed according to USDA's national organic standards and certified by USDA-accredited State and private certification organizations. For more information, visit <http://www.ams.usda.gov/nop/>.



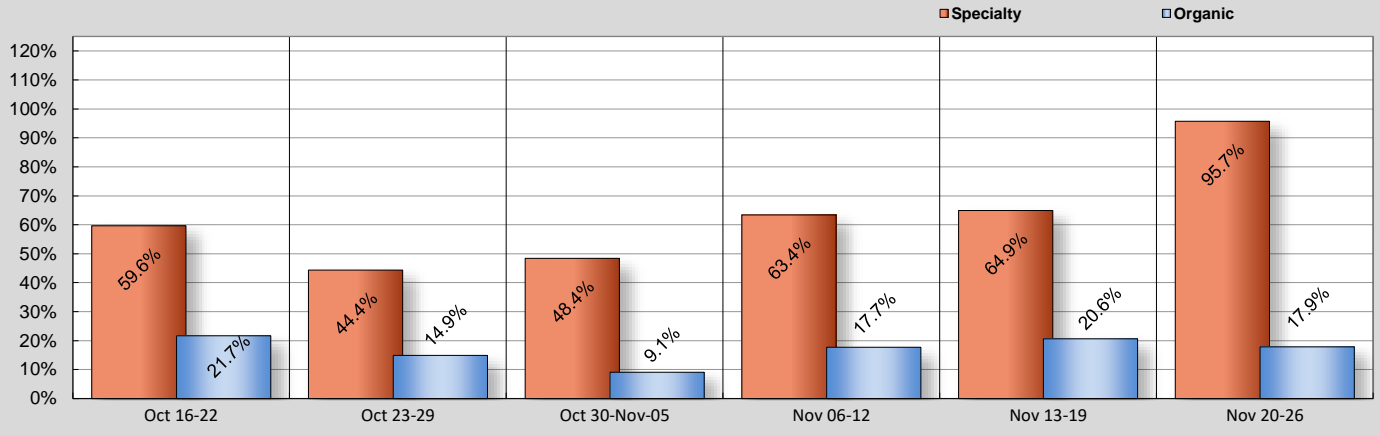
USDA National Retail Report - Chicken

Advertised Prices for Chicken to Consumers at Major Retail Supermarket Outlets during the period of 11/20 thru 11/26.

(prices in dollars per pound, fresh tray-pack product unless otherwise noted)

	NATIONAL SUMMARY					
	USDA ORGANIC CHICKEN					
	THIS WEEK		LAST WEEK		LAST YEAR	
Feature Rate ^{1/}	3.9% of 29,200 outlets		7.6% of 29,200 outlets		4.4% of 29,200 outlets	
Activity Index ^{2/}	1,970		3,193		2,297	
	Stores	Wtd Avg	Stores	Wtd Avg	Stores	Wtd Avg
Whole Fryer	111	2.45	330	3.09	494	3.36
Bnls/Sknls Breast	687	6.89	1,529	6.97	664	7.47
Breast Tenders	127	9.99	367	9.48	786	9.02
Split, bn-in Breast					288	8.99
Whole Wings	102	3.91	112	3.49		
Leg Quarters	--	--	--	--		
Legs						
Thighs			288	6.49		
Drumsticks	591	2.50	279	2.03	65	2.99
B/S Thighs	352	6.42	288	6.49		

% of Stores Featuring Specialty/Organic Chicken vs. Regular Product^{5/}



^{5/}: % = total store count for Specialty items/by total store count for the same set of regular items.

ORGANIC	NORTHEAST U.S.			SOUTHEAST U.S.			MIDWEST U.S.			SOUTH CENTRAL U.S.			SOUTHWEST U.S.			NORTHWEST U.S.		
		13.4% of 5,500 sampled outlets Activity Index = 1,612			0.6% of 7,400 sampled outlets Activity Index = 44			0.2% of 6,100 sampled outlets Activity Index = 11			2.2% of 4,900 sampled outlets Activity Index = 107			5.8% of 3,800 sampled outlets Activity Index = 169			2.1% of 1,300 sampled outlets Activity Index = 27	
Whole Fryer	1.97	64	1.97				2.29	11	2.29				3.29	25	3.29	3.49	11	3.49
Bnls/Sknls Breast	5.99 - 7.39	445	6.84							5.99	107	5.99	7.99	119	7.99	5.99	16	5.99
Breast Tenders	9.99	127	9.99															
Split, bn-in Breast																		
Whole Wings	3.89	77	3.89										3.99	25	3.99			
Legs																		
Thighs																		
Drumsticks	1.99 - 2.99	547	2.46		2.99	44	2.99											
B/S Thighs	6.09 - 6.49	352	6.42															
ORGANIC	ALASKA			HAWAII														
	0.0% of 100 sampled outlets Activity Index = 0			0.0% of 100 sampled outlets Activity Index = 0														
Whole Fryer																		
Bnls/Sknls Breast																		
Breast Tenders																		
Split, bn-in Breast																		
Whole Wings																		
Legs																		
Thighs																		
Drumsticks																		
B/S Thighs																		

Specialty products are produced from chickens raised on an all vegetable diet without antibiotics and are minimally processed. USDA Certified Organic are products grown and processed according to USDA's national organic standards and certified by USDA-accredited State and private certification organizations. For more information, visit <http://www.ams.usda.gov/nop/>.