



USDA National Retail Report - Chicken

Fri. Oct 15, 2021

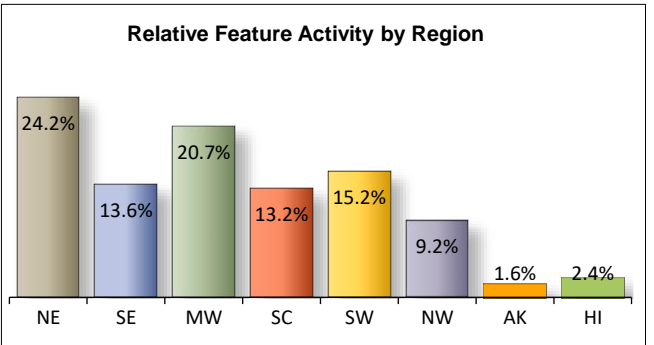
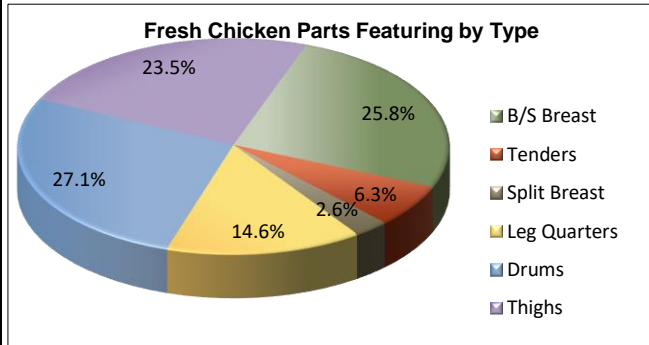
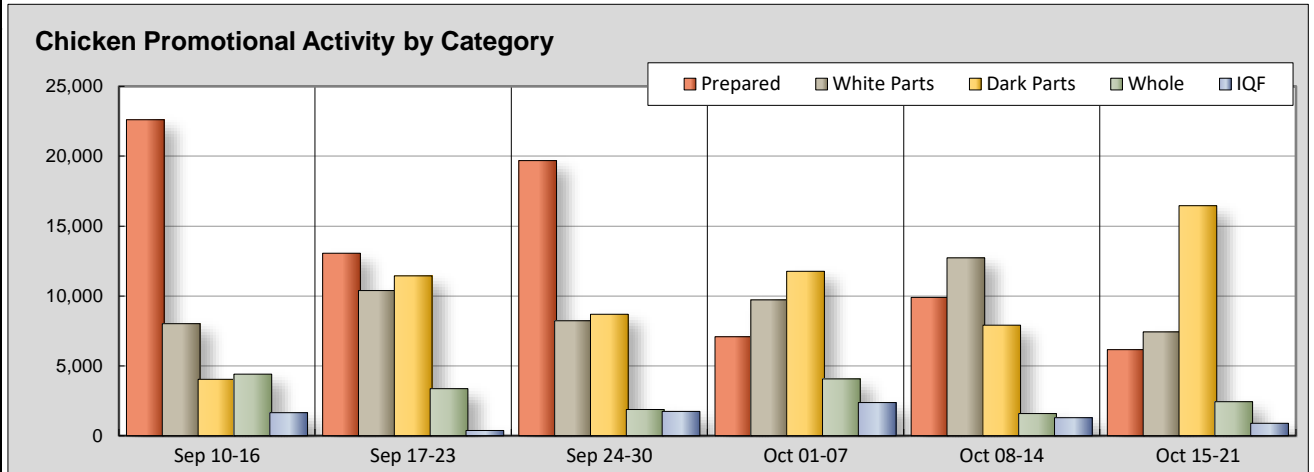
Advertised Prices for Chicken to Consumers at Major Retail Supermarket Outlets during the period of 10/15 thru 10/21.

(prices in dollars per pound, fresh tray-pack product unless otherwise noted)

NATIONAL SUMMARY						
	THIS WEEK		LAST WEEK		LAST YEAR	
Feature Rate ^{1/}	66.9% of 29,200 outlets		76.7% of 29,200 outlets		77.1% of 29,200 outlets	
Special Rate ^{4/}	1.2%		11.6%		8.2%	
Activity Index ^{2/}	33,383		33,469		52,085	
WHOLE BIRD:	Stores ^{3/} Wtd Avg		Stores /3 Wtd Avg		Stores /3 Wtd Avg	
bagged fryer	2,250	1.31	1,058	1.26	3,584	1.02
cut-up fryer	10	0.99	63	1.57	278	1.21
bagged roaster	62	1.35	387	1.40	278	1.52
Cornish (frs/frz)	116	2.95	81	2.83	54	2.17
PARTS:						
Bnls/Sknls Breast						
regular pack	2,237	2.41	3,757	2.89	1,144	2.33
value pack	2,477	2.66	5,289	2.25	5,841	1.84
thin sliced	279	3.25	874	2.85	1,644	3.29
marinated	288	3.25	71	4.25	226	4.26
Breast Tenders						
regular pack	1,235	3.11	1,692	2.82	57	2.23
value pack	64	3.99	312	3.51	398	3.05
Split, bn-in Breast						
regular pack	231	1.38	278	1.55	1,298	1.62
value pack	311	1.29	300	1.35	1,064	0.98
Whole Wings	308	2.89	156	3.50	875	2.98
Leg Quarters						
tray pack	490	1.01	878	0.96	2,089	0.89
bagged	2,499	0.60	995	0.57	751	0.49
Legs	330	0.98	12	0.79	114	0.78
Thighs						
regular pack	2,571	1.11	227	1.18	1,672	0.99
value pack	2,246	1.13	1,821	1.28	3,204	0.96
Drumsticks						
regular pack	2,204	1.00	187	1.06	1,871	0.97
value pack	3,339	1.03	1,853	1.01	3,589	0.98
Bnls/Sknls Thighs						
regular pack	184	3.12	1,235	2.96	726	2.57
value pack	2,598	2.02	704	2.90	651	1.78
9-pc Combos						
drum-thigh-breast			46	0.59		
drum-thigh-wing						
IQF						
B/S Breast	681	2.42	1,060	2.90	1,136	2.28
Tenders	88	2.82	94	2.55	145	3.19
Wings	62	2.59			699	2.31
Party Wings	62	2.74	139	3.15	119	2.25

This Week's Chicken Feature Highlights

Chicken retail feature and special rates continue to dwindle this week. Whole birds regain visibility; prices for bagged fryers and Cornish hens are slightly higher. White parts decrease features in ads, but are enticing offering deals for regular pack split breast, B/S breast, and wings. The dark meat section takes the spotlight in ads this week with prices for thighs and drumsticks drawing in more attention. IQF loses space in ads, but B/S breasts are still the main attraction. Featuring of prepared foods falls to even lower levels; the price of convenience is going up for most items. Specialty items continue to increase in volume while organics decrease.



All report information gathered from publicly available sources including store circulars, newspaper ads, and retailer websites.

^{1/} **Feature Rate:** the amount or sampled stores advertising any reported chicken item during the current week, expressed as a percentage of the total sample. ^{2/} **Activity Index:** a measure of the absolute frequency of feature activity equal to the total number of stores for each advertised chicken item (e.g., a retailer with 100 outlets featuring 3 chicken items has an activity index of 300). ^{3/} **Stores/Avg:** the total number of advertising outlets and the weighted average price weighted by the respective number of outlets. **Special Rate:** the percentage of sampled stores with a no-price promotion (e.g., buy 1, get 1 free, etc.)



USDA National Retail Report - Chicken

Advertised Prices for Chicken to Consumers at Major Retail Supermarket Outlets during the period of 10/15 thru 10/21.

(prices in dollars per pound, fresh tray-pack product unless otherwise noted)

Fri. Oct 15, 2021

	NORTHEAST U.S. (CT,DE,MA,MD,ME,NH,NJ,NY,PA,RI,VT)				SOUTHEAST U.S. (AL,FL,GA,MS,NC,SC,TN,VA,WV)				MIDWEST U.S. (IA,IL,IN,KY,MI,MN,ND,NE,OH,SD,WI)			
Feature Rate ^{1/}	77.3% of 5,500 sampled outlets				70.0% of 7,400 sampled outlets				68.1% of 6,100 sampled outlets			
Special Rate ^{4/}	5.3% of stores w/ no-price promotions				0.0% of stores w/ no-price promotions				0.9% of stores w/ no-price promotions			
Activity Index ^{2/}	Activity Index = 6,168				Activity Index = 6,585				Activity Index = 4,590			
WHOLE BIRD:	Price Range		Stores	Wtd Avg	Price Range		Stores	Wtd Avg	Price Range		Stores	Wtd Avg
				4/				4/				4/
bagged fryer	0.99 - 1.79		487	1.33	0.99 - 1.79		321	1.36	1.59 - 1.79		170	1.74
cut-up fryers												
bagged roaster	1.00 - 1.49		47	1.35	1.49		4	1.49				
Cornish (frs/frz)	2.99		62	2.99					2.90		15	2.90
PARTS:	Processor Brand	Store Brand	Stores	Wtd Avg	Processor Brand	Store Brand	Stores	Wtd Avg	Processor Brand	Store Brand	Stores	Wtd Avg
Bnls/Sknls Breast												
regular pack		1.99 - 2.99	272	2.23		1.99	459	1.99	2.99	2.49 - 3.99	259	2.98
value pack		2.99 - 3.49	729	3.07	2.89	1.49 - 4.99	189	3.09		1.49 - 4.99	291	2.50
thin sliced		2.59 - 2.98	152	2.82						3.69	43	3.69
marinated										3.00 - 4.99	234	3.28
Breast Tenders												
regular pack		2.99 - 3.99	189	3.56	2.99	2.99	964	2.99	3.99		33	3.99
value pack		3.99	62	3.99								
Split, bn-in Breast												
regular pack						1.79 - 1.98	87	1.81				
value pack		1.59	10	1.59		1.49	77	1.49		1.29	55	1.29
Whole Wings		3.99	62	3.99		1.99 - 2.00	86	1.99		1.99 - 3.99	99	3.31
Leg Quarters												
tray pack		0.49	93	0.49						1.69	132	1.69
bagged		0.59 - 0.69	106	0.61	0.68	0.49 - 0.69	1,268	0.60		0.49 - 1.49	294	0.85
Legs												
Thighs		0.99	210	0.99						0.79 - 0.99	120	0.97
regular pack		1.19	62	1.19	0.99 - 1.49		988	1.26	0.99		173	0.99
value pack	1.29 - 1.99	0.99 - 1.29	1,099	1.15	0.99	0.98 - 1.29	368	0.99	0.99 - 1.49	0.99 - 1.69	582	1.23
Drumsticks												
regular pack		1.19	62	1.19	0.99 - 1.49	0.59	625	0.99	0.99	0.99	216	0.99
value pack	1.29 - 1.99	0.49 - 1.29	1,439	1.05	0.99	0.79 - 1.29	561	0.92	0.99 - 1.49	0.69 - 1.99	739	1.16
Bnls/Sknls Thighs												
regular pack		2.99	103	2.99		3.29	77	3.29				
value pack		1.79 - 2.99	589	2.17		1.79 - 2.99	434	2.00		1.79 - 3.29	781	1.99
9-pc Combos												
drum-thigh-breast												
drum-thigh-wing												
B/S Breast	2.33		209	2.33	2.80		77	2.80	1.95 - 2.50	2.00 - 2.33	354	2.29
Tenders												
Wings		2.59	62	2.59								
Party Wings		2.74	62	2.74								

Source: USDA Livestock, Poultry, & Grain Market News;

<http://www.ams.usda.gov/market-news/livestock-poultry-grain>;

(404) 562-5850

Email: Atlanta.lpgmn@ams.usda.gov

2 of 7



USDA National Retail Report - Chicken

Fri. Oct 15, 2021

Advertised Prices for Chicken to Consumers at Major Retail Supermarket Outlets during the period of 10/15 thru 10/21.

(prices in dollars per pound, fresh tray-pack product unless otherwise noted)

	SOUTH CENTRAL U.S. (AR,CO,KS,LA,MO,NM,OK,TX)				SOUTHWEST U.S. (AZ,CA,NV,UT)				NORTHWEST U.S. (ID,MT,OR,WA,WY)			
Feature Rate ^{1/}	56.5% of 4,900 sampled outlets				55.4% of 3,800 sampled outlets				75.7% of 1,300 sampled outlets			
Special Rate ^{4/}	0.0% of stores w/ no-price promotions				0.0% of stores w/ no-price promotions				1.6% of stores w/ no-price promotions			
Activity Index ^{2/}	Activity Index = 4,497				Activity Index = 4,171				Activity Index = 1,162			
WHOLE BIRD:	Price Range		Stores	Wtd Avg	Price Range		Stores	Wtd Avg	Price Range		Stores	Wtd Avg
				^{4/}				^{4/}				^{4/}
bagged fryer	1.19 - 1.79		220	1.59	0.99 - 1.99		885	1.15	0.99 - 1.79		150	1.23
cut-up fryer					0.99		10	0.99				
bagged roaster	1.29		11	1.29					2.90		39	2.90
Cornish (frs/frz)												
PARTS:	Processor Brand	Store Brand	Stores	Wtd Avg	Processor Brand	Store Brand	Stores	Wtd Avg	Processor Brand	Store Brand	Stores	Wtd Avg
Bnls/Sknls Breast												
regular pack		1.99	526	1.99						2.77 - 3.99	721	2.84
value pack	2.99	1.97 - 3.28	838	2.37	3.49	1.99 - 4.49	414	2.43		2.99	16	2.99
thin sliced		3.48	16	3.48		2.99 - 3.99	64	3.83				
marinated		3.00 - 3.48	54	3.14								
Breast Tenders												
regular pack	2.99		45	2.99					3.99		4	3.99
value pack												
Split, bn-in Breast												
regular pack		2.19	11	2.19	0.97	1.59	133	1.04				
value pack						0.99 - 1.29	169	1.18				
Whole Wings	3.29	2.00	61	2.34								
Leg Quarters												
tray pack		0.98	16	0.98	0.69 - 0.89	0.79 - 0.87	249	0.85				
bagged	0.39	0.39 - 0.89	429	0.44		0.60	402	0.60				
Legs												
Thighs												
regular pack	0.99 - 1.49		573	1.03	0.99 - 1.49	0.99	669	1.00		0.99	95	0.99
value pack		1.19	14	1.19		0.87 - 1.19	183	0.96				
Drumsticks												
regular pack	0.99		526	0.99	0.99 - 1.49	0.99	669	1.00		0.99	95	0.99
value pack	1.19 - 1.49	0.47 - 0.99	320	0.77	1.29	0.87 - 1.19	280	1.04				
Bnls/Sknls Thighs												
regular pack												
value pack		1.79 - 1.97	734	1.92		1.79 - 2.99	44	2.09		2.99	16	2.99
9-pc Combos												
drum-thigh-breast												
drum-thigh-wing												
10/	B/S Breast	2.79 - 3.07	103	3.02						2.33 - 2.98	15	2.81
	Tenders									2.98	11	2.98
	Wings											
	Party Wings											

Source: USDA Livestock, Poultry, & Grain Market News;

(404) 562-5850

3 of 7

<http://www.ams.usda.gov/market-news/livestock-poultry-grain;>

Email: Atlanta.lpgmn@ams.usda.gov



USDA National Retail Report - Chicken

Advertised Prices for Chicken to Consumers at Major Retail Supermarket Outlets during the period of 10/15 thru 10/21.

(prices in dollars per pound, fresh tray-pack product unless otherwise noted)

Fri. Oct 15, 2021

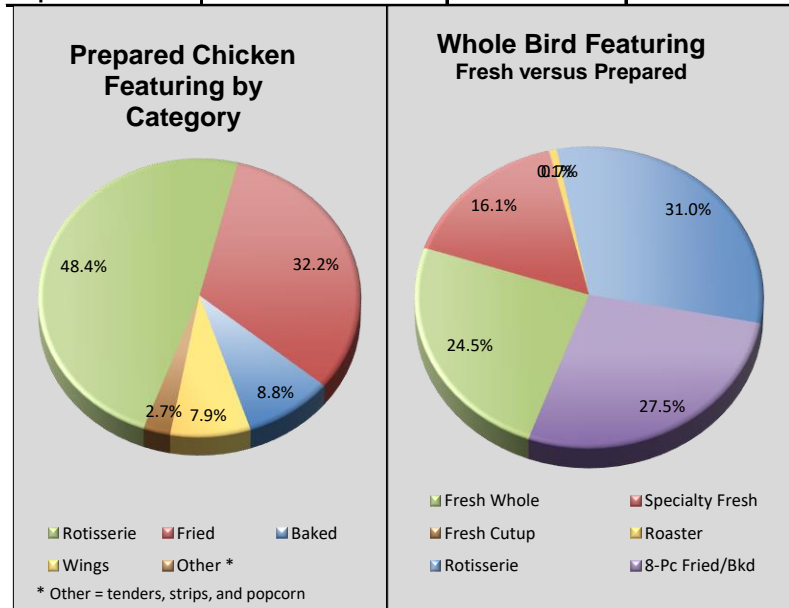
		ALASKA (AK)				HAWAII (HI)					
Feature Rate ^{1/}		39.0% of 100 sampled outlets				53.3% of 100 sampled outlets					
Special Rate ^{4/}		0.0% of stores w/ no-price promotions				0.0% of stores w/ no-price promotions					
Activity Index ^{2/}		Activity Index = 43				Activity Index = 6					
WHOLE BIRD:		Price Range	Stores	Wtd Avg	Price Range	Stores	Wtd Avg				
				4/			4/				
bagged fryer		0.99	11	0.99	1.79 - 2.29	6	2.04				
cut-up fryer											
bagged roaster											
Cornish (frs/frz)											
PARTS:		Processor Brand	Store Brand	Stores	Wtd Avg	Processor Brand	Store Brand	Stores	Wtd Avg		
Bnls/Sknls Breast											
regular pack											
value pack											
thin sliced			4.28	4	4.28						
marinated											
Breast Tenders											
regular pack											
value pack			3.99	2	3.99						
Split, bn-in Breast											
regular pack											
value pack											
Whole Wings											
Leg Quarters											
tray pack											
bagged											
Legs											
Thighs											
regular pack			0.99	11	0.99						
value pack											
Drumsticks											
regular pack			0.99	11	0.99						
value pack											
Bnls/Sknls Thighs											
regular pack			3.28	4	3.28						
value pack											
9-pc Combos											
drum-thigh-breast											
drum-thigh-wing											
IDE	B/S Breast										
	Tenders										
	Wings										
	Party Wings										



USDA National Retail Report - Chicken
Advertised Prices for Chicken to Consumers at Major Retail Supermarket Outlets during the period of 10/15 thru 10/21.
 (prices in dollars per unit or per pound unless otherwise noted)

Fri. Oct 15, 2021

PREPARED FOODS NATIONAL SUMMARY																							
		THIS WEEK		LAST WEEK		LAST YEAR				NORTHEAST U.S.		SOUTHEAST U.S.		MIDWEST U.S.		SOUTH CENTRAL							
Feature Rate ^{1/}		18.8% of 29,200 outlets		28.5% of 29,200 outlets		37.3% of 29,200 outlets		Feature Rate ^{1/}		29.1% of 5,500 sampled outlets		17.1% of 7,400 sampled outlets		23.8% of 6,100 sampled outlets		12.6% of 4,900 sampled outlets							
Activity Index ^{2/}		6,161		9,900		18,578		Activity Index ^{2/}		Activity Index = 1,983		Activity Index = 1,273		Activity Index = 1,657		Activity Index = 5							
		Stores	Wtd Avg	Stores	Wtd Avg	Stores	Wtd Avg			price range	stores	wtd avg	price range	stores	wtd avg	price range	stores						
ROTISSERIE:				ROTISSERIE:				ROTISSERIE:				ROTISSERIE:											
Whole Bird				Whole Bird				Whole Bird				Whole Bird											
< 2 lbs.		1,995	6.31	3,515	6.06	3,446	5.55	< 2 lbs.		4.77 - 6.99	1,209	6.08	4.77 - 6.99		225	6.17	6.99 - 7.99		393	7.02	5.99 - 6.47		152
2.1-3.0 lbs.		853	6.47	10	5.00	1,049	6.55	2.1-3.0 lbs.		3.49	71	3.49	5.99		452	5.99	6.99 - 7.99		53	7.24	5.99		47
Whole Breast				Whole Breast				Whole Breast				Whole Breast											
Leg Quarter		131	6.90	215	5.95			Leg Quarter					5.99 - 6.99		64	6.80	6.99				6.99		67
FRIED & BAKED:				FRIED & BAKED:				FRIED & BAKED:				FRIED & BAKED:											
Fried 8-Piece Mix		1,559	7.32	2,772	6.74	4,599	5.76	Fried 8-Piece Mix		5.99 - 8.99	494	7.17	5.88 - 9.69		387	7.37	5.99 - 10.99		401	7.90	5.99 - 9.99		148
Baked 8-Piece Mix		545	7.91	912	7.23	3,609	5.49	Baked 8-Piece Mix		7.99	209	7.99	7.99		77	7.99	6.99 - 7.99		259	7.82			
F/B 8-Piece Dark		123	6.12	269	6.22	244	5.40	F/B 8-Piece Dark					5.00 - 6.99		20	6.09					5.00 - 6.99		103
F/B 12-Piece		238	11.28	100	13.67	188	10.92	F/B 12-Piece					13.49		35	13.49	13.99		11	13.99	13.99		13
Bulk Pack (\$/piece)		63	0.80			1,435	0.59	Bulk Pack (\$/piece)					0.80			0.80	0.80		53	0.80			
Wings: bone-in		231	8.41	874	6.72	1,898	6.24	Wings: bone-in					6.99		77	6.99							
boneless		258	5.99	113	5.99	292	6.61	boneless					5.99			5.99	258		5.99				
Tenders				Tenders				Tenders				Tenders											
Strips		165	6.07	971	7.15	1,699	5.56	Strips					4.99 - 6.99		165	6.07							
Popcorn				Popcorn				Popcorn				Popcorn											



		SOUTHWEST U.S.		NORTHWEST U.S.		ALASKA		HAWAII					
Feature Rate ^{1/}		12.2% of 3,800 sampled outlets		7.4% of 1,300 sampled outlets		0.0% of 100 sampled outlets		2.9% of 100 sampled outlets					
Activity Index ^{2/}		Activity Index = 662		Activity Index = 53		Activity Index = 0		Activity Index =					
		price range	stores	wtd avg	price range	stores	wtd avg	price range	stores				
ROTISSERIE:				ROTISSERIE:				ROTISSERIE:					
Whole Bird				Whole Bird				Whole Bird					
< 2 lbs.					7.99	16	7.99						
2.1-3.0 lbs.		6.99 - 8.99	230	8.26									
Whole Breast				Whole Breast				Whole Breast					
Leg Quarter				Leg Quarter				Leg Quarter					
FRIED & BAKED:				FRIED & BAKED:				FRIED & BAKED:					
Fried 8-Piece Mix		5.99	110	5.99	5.99	16	5.99			5.99		3	
Baked 8-Piece Mix													
F/B 8-Piece Dark													
F/B 12-Piece		10.48	179	10.48									
Bulk Pack (\$/piece)					0.80	10	0.80						
Wings: bone-in		8.99 - 9.99	143	9.37	5.99	11	5.99						
boneless													
Tenders				Tenders				Tenders					
Strips				Strips				Strips					
Popcorn				Popcorn				Popcorn					

Source: USDA Livestock, Poultry, & Grain Market News;
<http://www.ams.usda.gov/market-news/livestock-poultry-grain;>

(404) 562-5850
 Email: Atlanta.lpgmn@ams.usda.gov

Notes:

U.S.
ad outlets
330
wtd avg
6.30
5.99
6.99
7.27
6.12
13.99
l outlets
3
wtd avg

5.99



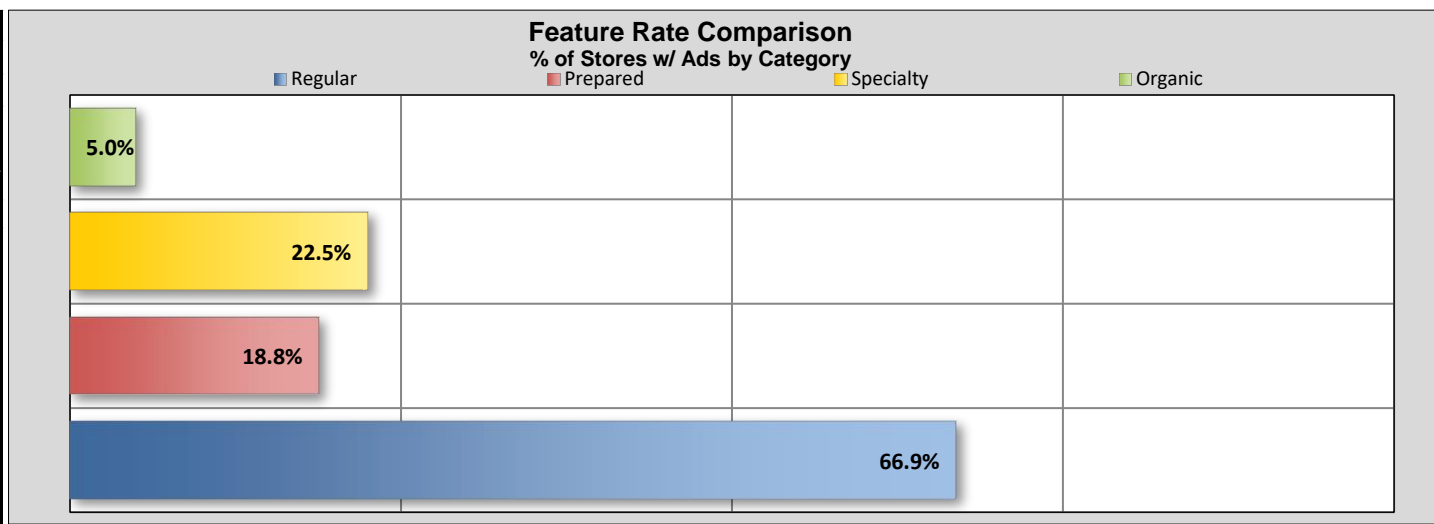
USDA National Retail Report - Chicken

Fri. Oct 15, 2021

Advertised Prices for Chicken to Consumers at Major Retail Supermarket Outlets during the period of 10/15 thru 10/21.

(prices in dollars per pound, fresh tray-pack product unless otherwise noted)

	NATIONAL SUMMARY					
	SPECIALTY CHICKEN					
	THIS WEEK		LAST WEEK		LAST YEAR	
Feature Rate ^{1/}	22.5% of 29,200 outlets		19.9% of 29,200 outlets		25.1% of 29,200 outlets	
Activity Index ^{2/}	12,824		11,407		11,888	
	Stores	Wtd Avg	Stores	Wtd Avg	Stores	Wtd Avg
Whole Fryer	1,479	2.06	1,042	2.01	814	1.84
Bnls/Sknls Breast	4,579	4.81	3,412	4.69	6,669	3.44
Breast Tenders	1,570	5.24	2,544	6.29	197	5.70
Split, bn-in Breast	330	2.17	296	2.30	1,076	1.51
Whole Wings	43	2.99	263	4.51	326	2.72
Leg Quarters			142	0.88	202	1.02
Legs	92	1.19	143	1.95	118	0.79
Thighs	2,136	2.06	1,344	2.58	935	1.54
Drumsticks	1,952	1.65	1,708	1.65	935	1.54
B/S Thighs	643	3.68	513	4.15	616	3.25



SPECIALTY	NORTHEAST U.S.			SOUTHEAST U.S.			MIDWEST U.S.			SOUTH CENTRAL U.S.			SOUTHWEST U.S.			NORTHWEST U.S.			
Feature Rate ^{1/}	29.7% of 5,500 sampled outlets			11.4% of 7,400 sampled outlets			36.2% of 6,100 sampled outlets			18.2% of 4,900 sampled outlets			21.1% of 3,800 sampled outlets			8.5% of 1,300 sampled outlets			
Activity Index ^{2/}	Activity Index = 4,784			Activity Index = 1,884			Activity Index = 3,837			Activity Index = 1,397			Activity Index = 531			Activity Index = 137			
	price range	stores	wtd avg	price range	stores	wtd avg	price range	stores	wtd avg	price range	stores	wtd avg	price range	stores	wtd avg	price range	stores	wtd avg	
Whole Fryer	1.79 - 2.59	625	2.25	1.99 - 3.49	115	2.56	0.99 - 3.49	331	2.06	0.99 - 3.49	175	1.77	0.99 - 6.69	186	1.20	3.49	2	3.49	
Bnls/Sknls Breast	1.99 - 6.99	1,122	4.85	3.47 - 6.99	700	5.38	1.19 - 6.99	1,456	4.36	3.47 - 6.99	831	5.38	3.47 - 3.99	320	3.76	3.99 - 6.99	61	4.35	
Breast Tenders	4.99 - 6.99	835	5.39	2.88	200	2.88	2.00 - 5.99	467	5.71	5.98	38	5.98							
Split, bn-in Breast	1.79 - 1.99	183	1.86	2.59	131	2.59											2.29	16	2.29
Whole Wings																	2.99	43	2.99
Leg Quarters																			
Legs	1.19	48	1.19	1.19	44	1.19													
Thighs	1.79 - 3.99	919	2.65	0.98 - 3.99	284	1.56	0.99 - 2.20	740	1.57	0.99 - 2.20	163	1.54							
Drumsticks	0.99 - 2.99	696	1.89	0.98 - 1.99	249	1.16	0.99 - 2.20	765	1.55	0.99 - 2.20	187	1.47	1.99	25	1.99				
B/S Thighs	3.99	356	3.99	2.58 - 2.59	161	2.59	3.99	78	3.99	3.99	3	3.99				2.78	15	2.78	
SPECIALTY	ALASKA			HAWAII															
Feature Rate ^{1/}	0.0% of 100 sampled outlets			0.0% of 100 sampled outlets															
Activity Index ^{2/}	Activity Index = 24			Activity Index = 230															
	price range	stores	wtd avg	price range	stores	wtd avg													
Whole Fryer	1.79	15	1.79	3.19	30	3.19													
Bnls/Sknls Breast	2.29 - 5.29	9	2.96	5.49 - 7.79	80	6.54													
Breast Tenders				8.59	30	8.59													
Split, bn-in Breast																			
Whole Wings																			
Leg Quarters																			
Legs																			
Thighs				3.29	30	3.29													
Drumsticks				3.29	30	3.29													
B/S Thighs				5.49	30	5.49													

Specialty products are produced from chickens raised on an all vegetable diet without antibiotics and are minimally processed. USDA Certified Organic are products grown and processed according to USDA's national organic standards and certified by USDA-accredited State and private certification organizations. For more information, visit <http://www.ams.usda.gov/nop/>.

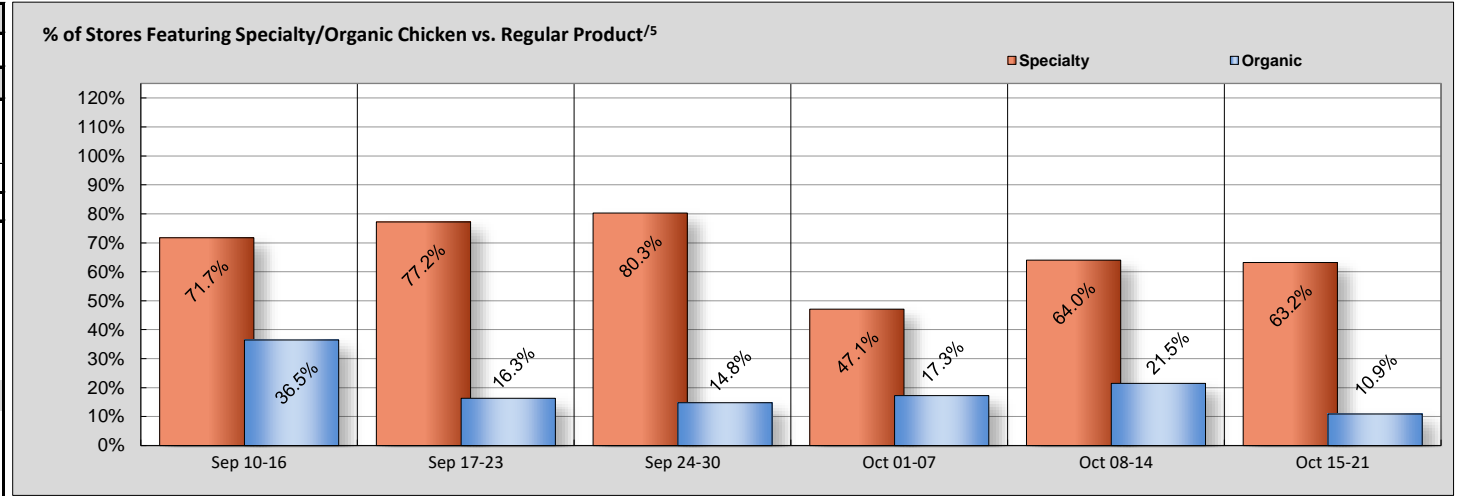


USDA National Retail Report - Chicken

Advertised Prices for Chicken to Consumers at Major Retail Supermarket Outlets during the period of 10/15 thru 10/21.

(prices in dollars per pound, fresh tray-pack product unless otherwise noted)

	NATIONAL SUMMARY					
	USDA ORGANIC CHICKEN					
	THIS WEEK		LAST WEEK		LAST YEAR	
Feature Rate ^{1/}	5.0% of 29,200 outlets		8.7% of 29,200 outlets		9.7% of 29,200 outlets	
Activity Index ^{2/}	2,080		3,411		3,895	
	Stores	Wtd Avg	Stores	Wtd Avg	Stores	Wtd Avg
Whole Fryer	932	4.53	883	3.08	476	3.08
Bnls/Sknls Breast	969	7.73	2,012	7.64	1,823	7.48
Breast Tenders			265	8.99	139	9.44
Split, bn-in Breast					100	4.88
Whole Wings	77	4.99	102	4.99		
Leg Quarters	--	--	--	--	--	--
Legs						
Thighs					164	4.47
Drumsticks	25	2.49	43	2.29	829	2.80
B/S Thighs	77	5.99	106	6.11	364	6.31



^{5/}: % = total store count for Specialty items/by total store count for the same set of regular items.

ORGANIC	NORTHEAST U.S.		SOUTHEAST U.S.			MIDWEST U.S.		SOUTH CENTRAL U.S.			SOUTHWEST U.S.			NORTHWEST U.S.				
		12.1% of 5,500 sampled outlets Activity Index = 1,253		2.9% of 7,400 sampled outlets Activity Index = 218			2.9% of 6,100 sampled outlets Activity Index = 178		0.7% of 4,900 sampled outlets Activity Index = 34			6.4% of 3,800 sampled outlets Activity Index = 270			7.3% of 1,300 sampled outlets Activity Index = 95			
Whole Fryer	2.61 - 8.99	488	3.17	8.99	218	8.99	6.99 - 9.99	178	7.18	3.49	31	3.49	3.19	89	3.19	2.99	95	2.99
Bnls/Sknls Breast	6.99 - 10.99	611	7.79							6.99	3	6.99	7.99 - 8.99	156	8.15			
Breast Tenders																		
Split, bn-in Breast																		
Whole Wings	4.99	77	4.99															
Legs																		
Thighs																		
Drumsticks													2.49	25	2.49			
B/S Thighs	5.99	77	5.99															
ORGANIC	ALASKA		HAWAII															
	11.0% of 100 sampled outlets Activity Index = 32		0.0% of 100 sampled outlets Activity Index = 0															
Whole Fryer	2.99	11	2.99															
Bnls/Sknls Breast	7.99	21	7.99															
Breast Tenders																		
Split, bn-in Breast																		
Whole Wings																		
Legs																		
Thighs																		
Drumsticks																		
B/S Thighs																		

Specialty products are produced from chickens raised on an all vegetable diet without antibiotics and are minimally processed. USDA Certified Organic are products grown and processed according to USDA's national organic standards and certified by USDA-accredited State and private certification organizations. For more information, visit <http://www.ams.usda.gov/nop/>.