



USDA National Retail Report - Chicken

Fri. Sep 24, 2021

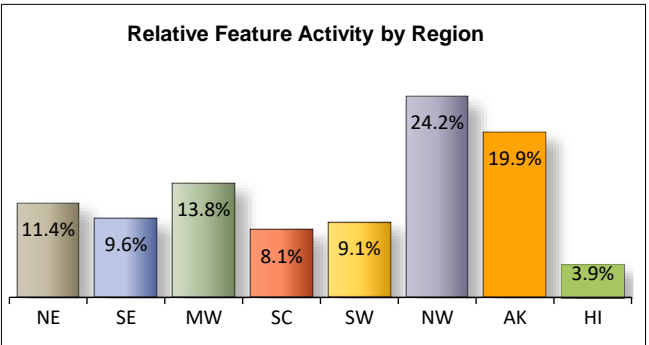
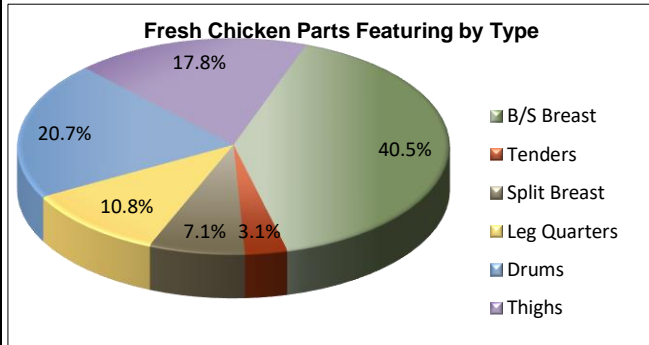
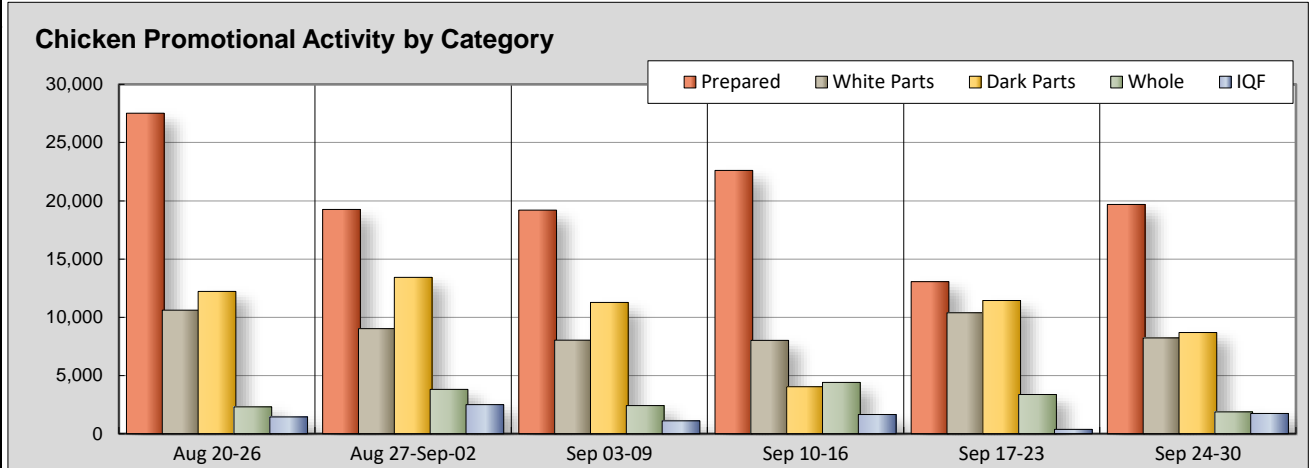
Advertised Prices for Chicken to Consumers at Major Retail Supermarket Outlets during the period of 09/24 thru 09/30.

(prices in dollars per pound, fresh tray-pack product unless otherwise noted)

NATIONAL SUMMARY						
	THIS WEEK		LAST WEEK		LAST YEAR	
Feature Rate ^{1/}	79.1% of 29,200 outlets		88.3% of 29,200 outlets		63.0% of 29,200 outlets	
Special Rate ^{4/}	10.8%		8.0%		12.2%	
Activity Index ^{2/}	40,231		38,638		38,448	
WHOLE BIRD:	Stores ^{3/} Wtd Avg		Stores /3 Wtd Avg		Stores /3 Wtd Avg	
bagged fryer	1,156	1.42	1,802	1.37	1,370	1.12
cut-up fryer	53	1.54			118	1.19
bagged roaster	575	0.87	1,568	1.25	124	1.02
Cornish (frs/frz)	95	3.43			129	2.32
PARTS:						
Bnls/Sknls Breast						
regular pack	1,974	2.51	1,252	3.25	319	2.44
value pack	2,345	2.40	2,975	2.52	5,523	1.87
thin sliced	1,730	2.38	476	3.99	410	3.54
marinated	419	3.99	249	4.78	272	3.18
Breast Tenders						
regular pack	193	4.41	405	3.13	356	2.85
value pack	309	2.76	3,014	2.99	335	3.09
Split, bn-in Breast						
regular pack	550	2.94	33	1.74	200	1.25
value pack	593	1.55	1,702	1.10	765	1.10
Whole Wings	115	3.38	283	4.17	1,572	2.60
Leg Quarters						
tray pack	817	0.86	769	1.07	1,556	0.95
bagged	903	0.66	1,116	0.57	528	0.46
Legs	12	0.79	12	0.79	82	1.20
Thighs						
regular pack	232	1.02	205	1.16	275	1.22
value pack	2,609	1.13	3,713	1.09	2,452	1.03
Drumsticks						
regular pack	302	0.95	941	1.02	416	1.08
value pack	3,011	1.03	3,512	1.10	2,867	1.00
Bnls/Sknls Thighs						
regular pack	124	2.99	54	2.59	270	2.80
value pack	683	2.78	1,119	2.35	2,257	1.76
9-pc Combos						
drum-thigh-breast						
drum-thigh-wing						
IQF						
B/S Breast	1,444	1.57	254	2.27	924	2.44
Tenders	175	2.66			194	3.25
Wings	62	2.59	62	2.39	453	1.73
Party Wings	62	2.74	62	2.49	390	2.15

This Week's Chicken Feature Highlights

This week kicks off the Fall season and consumers are gearing up for cooler temperatures and hearty home-cooked meals. The feature rate has declined, but special rate and activity index is slightly higher. More whole bird options are visible in ads and prices are steady for most items. White parts decrease their presence as well as prices for B/S breasts and wings. Dark meat emerges to catch consumers attention with more features and steady to lower prices on most items. The freezer aisle gets some action; B/S breasts are selling at a noticeable price drop. The deli continues its streak of increased features with rotisserie, tenders, 8-piece and bulk pack options leading the way. Specialty and organic items are working to gain a piece of the spotlight.



All report information gathered from publicly available sources including store circulars, newspaper ads, and retailer websites.
^{1/} **Feature Rate:** the amount of sampled stores advertising any reported chicken item during the current week, expressed as a percentage of the total sample. ^{2/} **Activity Index:** a measure of the absolute frequency of feature activity equal to the total number of stores for each advertised chicken item (e.g., a retailer with 100 outlets featuring 3 chicken items has an activity index of 300). ^{3/} **Stores/Avg:** the total number of advertising outlets and the weighted average price weighted by the respective number of outlets. **Special Rate:** the percentage of sampled stores with a no-price promotion (e.g., buy 1, get 1 free, etc.)



USDA National Retail Report - Chicken

Advertised Prices for Chicken to Consumers at Major Retail Supermarket Outlets during the period of 09/24 thru 09/30.

(prices in dollars per pound, fresh tray-pack product unless otherwise noted)

Fri. Sep 24, 2021

	NORTHEAST U.S. (CT,DE,MA,MD,ME,NH,NJ,NY,PA,RI,VT)				SOUTHEAST U.S. (AL,FL,GA,MS,NC,SC,TN,VA,WV)				MIDWEST U.S. (IA,IL,IN,KY,MI,MN,ND,NE,OH,SD,WI)			
Feature Rate ^{1/}	80.5% of 5,500 sampled outlets				81.0% of 7,400 sampled outlets				85.4% of 6,100 sampled outlets			
Special Rate ^{4/}	8.2% of stores w/ no-price promotions				21.6% of stores w/ no-price promotions				8.1% of stores w/ no-price promotions			
Activity Index ^{2/}	Activity Index = 4,249				Activity Index = 4,930				Activity Index = 4,821			
WHOLE BIRD:	Price Range		Stores	Wtd Avg	Price Range		Stores	Wtd Avg	Price Range		Stores	Wtd Avg
				4/				4/				4/
bagged fryer	1.49		207	1.49	1.00 - 1.79		229	1.41	0.99 - 1.88		387	1.45
cut-up fryers					1.78		10	1.78	1.49		43	1.49
bagged roaster					1.00		69	1.00	1.00		21	1.00
Cornish (frs/frz)									2.90		15	2.90
PARTS:	Processor Brand	Store Brand	Stores	Wtd Avg	Processor Brand	Store Brand	Stores	Wtd Avg	Processor Brand	Store Brand	Stores	Wtd Avg
Bnls/Sknls Breast												
regular pack		2.79	82	2.79		2.79	955	2.79	1.99 - 2.99	1.99 - 2.99	190	2.54
value pack		1.89 - 2.99	732	2.51		2.99	11	2.99	2.99	1.99 - 2.99	577	2.40
thin sliced		2.29 - 2.89	401	2.38		2.29	357	2.29		2.29 - 3.99	686	2.40
marinated										2.69 - 3.99	373	3.95
Breast Tenders												
regular pack		4.99	48	4.99		4.99	44	4.99	2.99	4.49	75	3.71
value pack		3.99	62	3.99		2.99	109	2.99		2.99	9	2.99
Split, bn-in Breast												
regular pack		3.14	109	3.14		3.14	88	3.14		1.49 - 3.14	132	2.60
value pack		1.29 - 1.69	196	1.54	1.00	1.38 - 1.79	232	1.50	1.00	1.49 - 2.89	88	1.53
Whole Wings										2.00 - 3.99	99	3.31
Leg Quarters												
tray pack		0.69	107	0.69		0.98	10	0.98	0.89	0.79 - 1.00	359	0.92
bagged	0.69	0.59 - 0.88	143	0.78	0.54 - 0.69	0.49 - 0.59	187	0.54		0.39 - 0.99	241	0.66
Legs										0.79	12	0.79
Thighs												
regular pack		0.99	62	0.99		1.29	26	1.29				
value pack	0.79 - 1.18	0.99 - 2.49	623	1.39	0.79 - 1.18	0.98 - 1.29	1,074	0.83	1.49	0.79 - 1.69	515	1.34
Drumsticks												
regular pack		0.89	148	0.89		1.29	30	1.24				
value pack	0.79 - 1.18	0.99 - 1.29	573	1.13	0.79 - 1.18	0.75 - 1.29	1,253	0.83	1.00 - 1.49	0.79 - 1.99	591	1.32
Bnls/Sknls Thighs												
regular pack		2.99	107	2.99								
value pack	3.49	2.49 - 2.99	318	2.87		2.99	77	2.99		2.99 - 3.29	90	3.03
9-pc Combos												
drum-thigh-breast												
drum-thigh-wing												
B/S Breast		2.66 - 2.79	207	2.74	2.20	2.66	92	2.28	2.60 - 2.80	1.99 - 2.66	318	2.28
Tenders					2.60		77	2.60				
Wings		2.59	62	2.59								
Party Wings		2.74	62	2.74								

Source: USDA Livestock, Poultry, & Grain Market News;

<http://www.ams.usda.gov/market-news/livestock-poultry-grain>;

(404) 562-5850

Email: Atlanta.lpgmn@ams.usda.gov



USDA National Retail Report - Chicken

Fri. Sep 24, 2021

Advertised Prices for Chicken to Consumers at Major Retail Supermarket Outlets during the period of 09/24 thru 09/30.

(prices in dollars per pound, fresh tray-pack product unless otherwise noted)

	SOUTH CENTRAL U.S. (AR,CO,KS,LA,MO,NM,OK,TX)				SOUTHWEST U.S. (AZ,CA,NV,UT)				NORTHWEST U.S. (ID,MT,OR,WA,WY)			
Feature Rate ^{1/}	64.6% of 4,900 sampled outlets				81.2% of 3,800 sampled outlets				88.2% of 1,300 sampled outlets			
Special Rate ^{4/}	12.3% of stores w/ no-price promotions				0.0% of stores w/ no-price promotions				0.0% of stores w/ no-price promotions			
Activity Index ^{2/}	Activity Index = 2,084				Activity Index = 3,250				Activity Index = 1,112			
WHOLE BIRD:	Price Range		Stores	Wtd Avg	Price Range		Stores	Wtd Avg	Price Range		Stores	Wtd Avg
				^{4/}				^{4/}				^{4/}
bagged fryer	1.00 - 1.69		151	1.43	1.69 - 2.99		33	2.17	0.99 - 1.49		138	1.06
cut-up fryer												
bagged roaster	0.99 - 1.49		83	1.20	0.77		402	0.77				
Cornish (frs/frz)	4.29		2	4.29	4.29		32	4.29	2.90 - 4.29		42	3.00
PARTS:	Processor Brand	Store Brand	Stores	Wtd Avg	Processor Brand	Store Brand	Stores	Wtd Avg	Processor Brand	Store Brand	Stores	Wtd Avg
Bnls/Sknls Breast												
regular pack		2.99	84	2.99		1.99 - 2.99	659	2.01	1.99		4	1.99
value pack		2.97 - 2.99	180	2.98	3.49	0.99 - 2.99	768	2.04		2.48 - 2.99	47	2.66
thin sliced		2.29 - 3.28	240	2.36		2.29 - 3.99	46	2.77				
marinated		2.98	16	2.98								
Breast Tenders												
regular pack	3.99	4.99	22	4.49								
value pack						1.97	129	1.97				
Split, bn-in Breast												
regular pack		1.39 - 3.14	92	2.72		3.14	110	3.14		3.14	16	3.14
value pack	1.00		17	1.00	1.89		60	1.89				
Whole Wings	3.79		16	3.79								
Leg Quarters												
tray pack		0.69 - 0.98	171	0.80	0.87	0.79 - 0.97	170	0.88				
bagged	0.59 - 0.64	0.39 - 0.59	275	0.59		0.99	57	0.99				
Legs												
Thighs												
regular pack	1.00	0.99	38	0.99					0.99		95	0.99
value pack	1.00	0.89 - 1.29	130	1.21		0.97 - 2.99	234	1.12	2.48 - 2.99		31	2.74
Drumsticks												
regular pack		0.99 - 1.19	34	1.06		0.79 - 1.29	75	0.86		1.19	15	1.19
value pack	1.00	0.48 - 1.29	284	1.02	0.89	0.69 - 1.99	277	0.96	1.99 - 2.48		31	2.23
Bnls/Sknls Thighs												
regular pack		2.99	17	2.99								
value pack						1.97 - 2.99	198	2.43				
9-pc Combos												
drum-thigh-breast												
drum-thigh-wing												
10/	B/S Breast	1.99 - 2.79	134	2.43						0.59 - 2.98	693	0.63
	Tenders	2.70	98	2.70								
	Wings											
	Party Wings											

Source: USDA Livestock, Poultry, & Grain Market News;

(404) 562-5850

3 of 7

<http://www.ams.usda.gov/market-news/livestock-poultry-grain;>

Email: Atlanta.lpgmn@ams.usda.gov



USDA National Retail Report - Chicken

Advertised Prices for Chicken to Consumers at Major Retail Supermarket Outlets during the period of 09/24 thru 09/30.

(prices in dollars per pound, fresh tray-pack product unless otherwise noted)

Fri. Sep 24, 2021

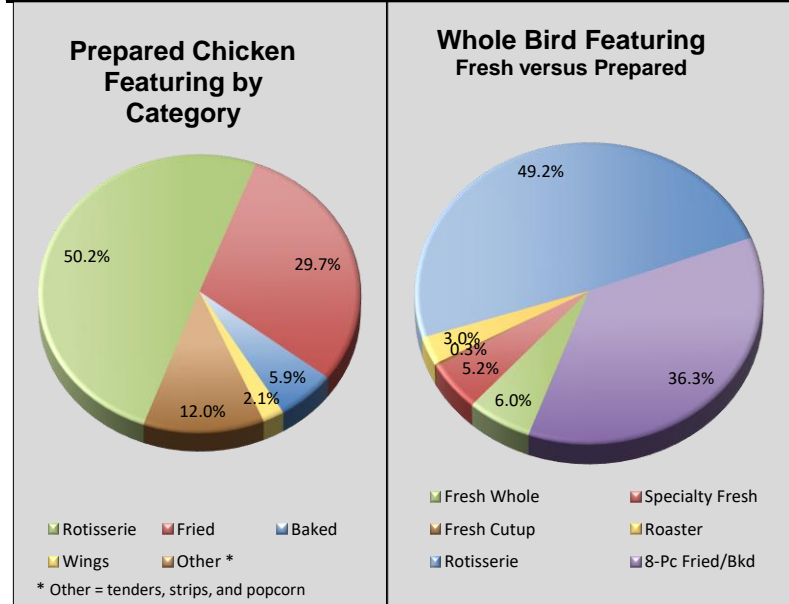
		ALASKA (AK)				HAWAII (HI)					
Feature Rate ^{1/}		42.0% of 100 sampled outlets				41.0% of 100 sampled outlets					
Special Rate ^{4/}		0.0% of stores w/ no-price promotions				0.0% of stores w/ no-price promotions					
Activity Index ^{2/}		Activity Index = 34				Activity Index = 63					
WHOLE BIRD:		Price Range	Stores	Wtd Avg	Price Range	Stores	Wtd Avg				
				^{4/}			^{4/}				
bagged fryer		0.99	11	0.99							
cut-up fryer											
bagged roaster											
Cornish (frs/frz)		2.65	4	2.65							
PARTS:		Processor Brand	Store Brand	Stores	Wtd Avg	Processor Brand	Store Brand	Stores	Wtd Avg		
Bnls/Sknls Breast											
regular pack						4.79		30	4.79		
value pack											
thin sliced							4.99	30	4.99		
marinated											
Breast Tenders											
regular pack			3.88	4	3.88						
value pack											
Split, bn-in Breast											
regular pack							3.14	3	3.14		
value pack											
Whole Wings											
Leg Quarters											
tray pack											
bagged											
Legs											
Thighs											
regular pack			0.99	11	0.99						
value pack			1.99	2	1.99						
Drumsticks											
regular pack											
value pack			1.99	2	1.99						
Bnls/Sknls Thighs											
regular pack											
value pack											
9-pc Combos											
drum-thigh-breast											
drum-thigh-wing											
IDE	B/S Breast										
	Tenders										
	Wings										
	Party Wings										



USDA National Retail Report - Chicken
Advertised Prices for Chicken to Consumers at Major Retail Supermarket Outlets during the period of 09/24 thru 09/30.
 (prices in dollars per unit or per pound unless otherwise noted)

Fri. Sep 24, 2021

PREPARED FOODS NATIONAL SUMMARY																				
		THIS WEEK		LAST WEEK		LAST YEAR				NORTHEAST U.S.		SOUTHEAST U.S.		MIDWEST U.S.		SOUTH CENTRAL U.S.				
Feature Rate ^{1/}		44.1% of 29,200 outlets		38.1% of 29,200 outlets		46.5% of 29,200 outlets		Feature Rate ^{1/}		26.4% of 5,500 sampled outlets		49.8% of 7,400 sampled outlets		53.4% of 6,100 sampled outlets		47.6% of 4,900 sampled outlets				
Activity Index ^{2/}		19,688		13,060		14,291		Activity Index ^{2/}		Activity Index = 1,283		Activity Index = 4,615		Activity Index = 4,053		Activity Index = 3,52				
		Stores	Wtd Avg	Stores	Wtd Avg	Stores	Wtd Avg			price range	stores	wtd avg	price range	stores	wtd avg	price range	stores	wtd avg		
ROTISSERIE:				ROTISSERIE:				ROTISSERIE:				ROTISSERIE:								
Whole Bird				Whole Bird				Whole Bird				Whole Bird								
< 2 lbs.		8,028	5.20	6,823	5.20	8,365	5.32	< 2 lbs.		4.50 - 6.98	683	4.96	4.50 - 6.98	1,904	4.72	4.50 - 7.99	1,379	5.40	4.50 - 7.99	1,896
2.1-3.0 lbs.		1,475	6.91	472	7.33	554	6.96	2.1-3.0 lbs.								5.00 - 6.49	793	5.12		
Whole Breast		388	6.93	202	6.93			Whole Breast		5.99 - 9.99	106	8.59	5.99	2	5.99	4.00 - 5.99	109	5.02	4.00 - 11.99	171
Leg Quarter				59	1.20			Leg Quarter												
FRIED & BAKED:				FRIED & BAKED:				FRIED & BAKED:				FRIED & BAKED:								
Fried 8-Piece Mix		4,045	6.24	1,965	7.03	2,975	6.89	Fried 8-Piece Mix		7.99	136	7.99	5.00 - 9.69	834	6.10	5.00 - 10.99	1,166	6.12	3.99 - 9.00	698
Baked 8-Piece Mix		1,161	6.97	362	6.42	358	5.47	Baked 8-Piece Mix								9.00 - 10.99	64	10.65	9.00	13
F/B 8-Piece Dark		180	6.99	103	6.00	12	3.99	F/B 8-Piece Dark		6.99	103	6.99	6.99	77	6.99					
F/B 12-Piece		203	9.79	256	11.12	82	11.87	F/B 12-Piece		7.48	90	7.48				10.99	89	10.99	13.99	24
Bulk Pack (\$/piece)		1,425	0.78			295	0.65	Bulk Pack (\$/piece)					0.70 - 0.99	1,143	0.70	0.89 - 0.99	184	0.91	1.49	98
Wings: bone-in		259	7.29	823	7.21	335	5.81	Wings: bone-in		8.99	62	8.99	6.99	77	6.99	3.99 - 7.99	90	7.13	3.99 - 5.19	30
boneless		164	4.77	508	5.54	159	5.67	boneless								3.99	94	3.99	5.19	16
Tenders		2,204	5.78	1,433	7.37	1,129	6.45	Tenders		8.99	103	8.99	5.00 - 6.99	578	5.39	5.99 - 6.99	74	6.75	5.00 - 5.99	557
Strips		132	7.60	54	4.99	27	6.99	Strips								3.99	11	3.99	3.99	2
Popcorn		24	7.99					Popcorn											7.99	24



		SOUTHWEST U.S.		NORTHWEST U.S.		ALASKA		HAWAII				
Feature Rate ^{1/}		28.9% of 3,800 sampled outlets		77.3% of 1,300 sampled outlets		21.0% of 100 sampled outlets		9.5% of 100 sampled outlets				
Activity Index ^{2/}		Activity Index = 1,499		Activity Index = 4,626		Activity Index = 43		Activity Index = 40				
		price range	stores	wtd avg	price range	stores	wtd avg	price range	stores			
ROTISSERIE:				ROTISSERIE:				ROTISSERIE:				
Whole Bird				Whole Bird				Whole Bird				
< 2 lbs.		4.50	468	4.50	4.50 - 6.99	1,637	6.22	4.50 - 5.50	21	5.02	4.50 - 7.99	40
2.1-3.0 lbs.					8.99	682	8.99					
Whole Breast				Whole Breast				Whole Breast				
Leg Quarter				Leg Quarter				Leg Quarter				
FRIED & BAKED:				FRIED & BAKED:				FRIED & BAKED:				
Fried 8-Piece Mix		7.99	402	7.99	5.00 - 5.99	798	5.91	5.50	11	5.50		
Baked 8-Piece Mix		7.99	402	7.99	5.99	682	5.99					
F/B 8-Piece Dark												
F/B 12-Piece												
Bulk Pack (\$/piece)												
Wings: bone-in												
boneless		5.99	54	5.99	5.50 - 7.99	827	5.98	5.50	11	5.50		
Tenders		6.99	54	6.99								
Strips		7.99	119	7.99								
Popcorn												

Source: USDA Livestock, Poultry, & Grain Market News;
<http://www.ams.usda.gov/market-news/livestock-poultry-grain;>

(404) 562-5850
 Email: Atlanta.lpgmn@ams.usda.gov

Notes:

I.S.
outlets
29
wtd avg
4.87
7.13
5.66
9.00
13.99
1.49
5.03
5.19
5.06
3.99
7.99

utlets
wtd avg

7.12



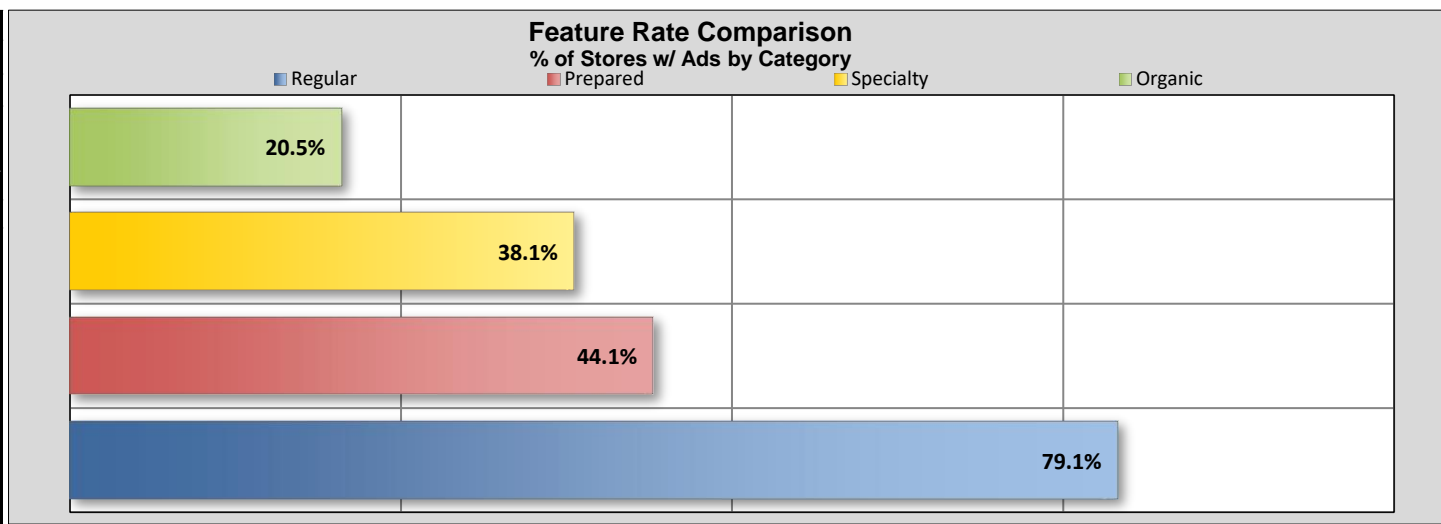
USDA National Retail Report - Chicken

Fri. Sep 24, 2021

Advertised Prices for Chicken to Consumers at Major Retail Supermarket Outlets during the period of 09/24 thru 09/30.

(prices in dollars per pound, fresh tray-pack product unless otherwise noted)

	NATIONAL SUMMARY					
	SPECIALTY CHICKEN					
	THIS WEEK		LAST WEEK		LAST YEAR	
Feature Rate ^{1/}	38.1% of 29,200 outlets		32.8% of 29,200 outlets		21.2% of 29,200 outlets	
Activity Index ^{2/}	11,413		15,915		12,043	
	Stores	Wtd Avg	Stores	Wtd Avg	Stores	Wtd Avg
Whole Fryer	1,003	2.04	1,721	1.88	1,547	1.97
Bnls/Sknls Breast	4,157	4.02	5,128	4.30	3,273	4.10
Breast Tenders	1,324	4.55	1,675	4.74	588	5.11
Split, bn-in Breast	857	2.38	395	2.48	1,270	2.20
Whole Wings	103	1.60	375	1.79	52	4.07
Leg Quarters	233	1.36	235	0.74	251	0.74
Legs	118	0.99				
Thighs	1,491	2.05	2,620	1.71	2,038	1.88
Drumsticks	1,686	1.62	2,410	1.33	1,671	1.77
B/S Thighs	441	3.87	1,356	3.23	1,353	3.20



SPECIALTY	NORTHEAST U.S.			SOUTHEAST U.S.			MIDWEST U.S.			SOUTH CENTRAL U.S.			SOUTHWEST U.S.			NORTHWEST U.S.		
Feature Rate ^{1/}	44.3% of 5,500 sampled outlets			36.1% of 7,400 sampled outlets			44.6% of 6,100 sampled outlets			40.7% of 4,900 sampled outlets			22.8% of 3,800 sampled outlets			27.4% of 1,300 sampled outlets		
Activity Index ^{2/}	Activity Index = 4,700			Activity Index = 2,134			Activity Index = 2,456			Activity Index = 1,081			Activity Index = 671			Activity Index = 240		
	price range	stores	wtd avg	price range	stores	wtd avg	price range	stores	wtd avg	price range	stores	wtd avg	price range	stores	wtd avg	price range	stores	wtd avg
Whole Fryer	1.49 - 2.69	721	2.06	0.98 - 2.99	137	1.91	1.99 - 2.99	51	2.09	2.99	7	2.99	3.47 - 6.99	261	5.07	1.29 - 2.99	57	1.50
Bnls/Sknls Breast	2.99 - 6.99	1,327	4.63	2.98 - 5.99	681	3.71	1.99 - 6.99	1,383	3.41	2.39 - 5.99	341	3.67	3.47 - 6.99	261	5.07	3.49 - 4.99	138	4.52
Breast Tenders	3.99 - 6.99	719	4.52	3.98 - 4.99	183	4.20	4.94 - 4.99	270	4.98	3.68 - 4.99	124	4.08	5.48	28	5.48			
Split, bn-in Breast	1.69 - 2.99	192	2.55	1.79 - 4.99	309	2.94	4.99	5	4.99	1.49 - 4.99	306	1.61				2.69 - 4.99	45	2.79
Whole Wings	1.60	103	1.60															
Leg Quarters	1.49	103	1.49				1.19	11	1.19				1.27	119	1.27			
Legs	0.99	118	0.99															
Thighs	1.29 - 3.59	698	2.74	0.98 - 1.39	146	1.17	0.99 - 1.29	345	1.18	0.97 - 2.29	128	1.62	1.27 - 3.49	144	1.66			
Drumsticks	0.99 - 2.99	363	1.95	0.98 - 2.99	638	1.70	0.99 - 1.99	391	1.28	0.97 - 2.29	175	1.66	1.27	119	1.27			
B/S Thighs	3.59 - 3.99	356	3.67	4.99	40	4.99												
SPECIALTY	ALASKA			HAWAII														
Feature Rate ^{1/}	0.0% of 100 sampled outlets			0.0% of 100 sampled outlets														
Activity Index ^{2/}	Activity Index = 41			Activity Index = 90														
	price range	stores	wtd avg	price range	stores	wtd avg												
Whole Fryer				2.69	30	2.69												
Bnls/Sknls Breast	3.99 - 4.99	26	4.41															
Breast Tenders																		
Split, bn-in Breast																		
Whole Wings																		
Leg Quarters																		
Legs																		
Thighs							3.69	30	3.69									
Drumsticks																		
B/S Thighs	3.99	15	3.99	4.79	30	4.79												

Specialty products are produced from chickens raised on an all vegetable diet without antibiotics and are minimally processed. USDA Certified Organic are products grown and processed according to USDA's national organic standards and certified by USDA-accredited State and private certification organizations. For more information, visit <http://www.ams.usda.gov/nop/>.

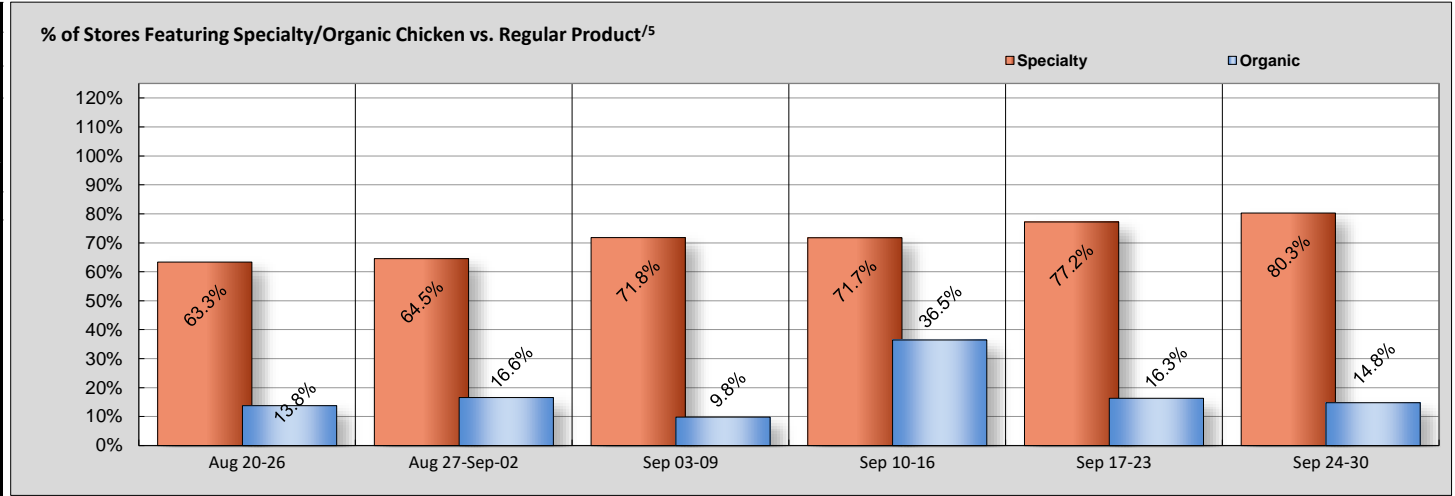


USDA National Retail Report - Chicken

Advertised Prices for Chicken to Consumers at Major Retail Supermarket Outlets during the period of 09/24 thru 09/30.

(prices in dollars per pound, fresh tray-pack product unless otherwise noted)

	NATIONAL SUMMARY					
	USDA ORGANIC CHICKEN					
	THIS WEEK		LAST WEEK		LAST YEAR	
Feature Rate ^{1/}	20.5% of 29,200 outlets		5.3% of 29,200 outlets		7.9% of 29,200 outlets	
Activity Index ^{2/}	2,227		2,801		3,299	
	Stores	Wtd Avg	Stores	Wtd Avg	Stores	Wtd Avg
Whole Fryer	664	3.98	772	2.95	379	3.88
Bnls/Sknls Breast	1,058	7.92	1,413	7.45	1,950	7.05
Breast Tenders	240	10.99	68	8.99	212	7.11
Split, bn-in Breast						
Whole Wings						
Leg Quarters	--	--	--	--	--	--
Legs						
Thighs			154	4.89		
Drumsticks	265	2.93	394	2.95	459	2.79
B/S Thighs					299	6.51



^{5/} % = total store count for Specialty items/by total store count for the same set of regular items.

ORGANIC	NORTHEAST U.S.		SOUTHEAST U.S.		MIDWEST U.S.		SOUTH CENTRAL U.S.		SOUTHWEST U.S.		NORTHWEST U.S.		
		21.7% of 5,500 sampled outlets Activity Index = 1,134		21.0% of 7,400 sampled outlets Activity Index = 436		18.1% of 6,100 sampled outlets Activity Index = 290		28.1% of 4,900 sampled outlets Activity Index = 200		15.3% of 3,800 sampled outlets Activity Index = 139		12.1% of 1,300 sampled outlets Activity Index = 0	
Whole Fryer	2.99 - 3.79	556	3.17				3.49 - 9.99	108	8.12				
Bnls/Sknls Breast	6.99 - 8.49	534	7.17		6.49 - 9.98	290	9.00	6.49 - 9.98	92	8.71	7.99	114	7.99
Breast Tenders	10.99	22	10.99	10.99	218	10.99							
Split, bn-in Breast													
Whole Wings													
Legs													
Thighs													
Drumsticks	2.99	22	2.99	2.99	218	2.99					2.39	25	2.39
B/S Thighs													
ORGANIC	ALASKA		HAWAII										
	10.0% of 100 sampled outlets Activity Index = 28		9.5% of 100 sampled outlets Activity Index = 30										
Whole Fryer													
Bnls/Sknls Breast	7.99	28	7.99	12.99	30	12.99							
Breast Tenders													
Split, bn-in Breast													
Whole Wings													
Legs													
Thighs													
Drumsticks													
B/S Thighs													

Specialty products are produced from chickens raised on an all vegetable diet without antibiotics and are minimally processed. USDA Certified Organic are products grown and processed according to USDA's national organic standards and certified by USDA-accredited State and private certification organizations. For more information, visit <http://www.ams.usda.gov/nop/>.