



USDA National Retail Report - Chicken

Fri. Aug 07, 2020

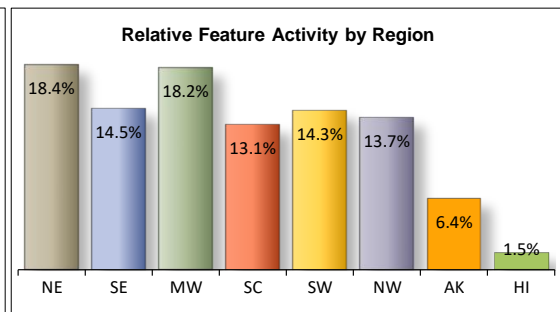
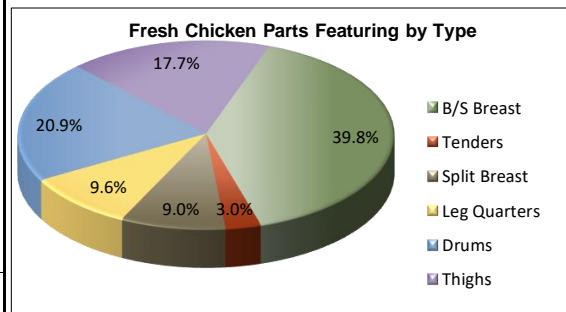
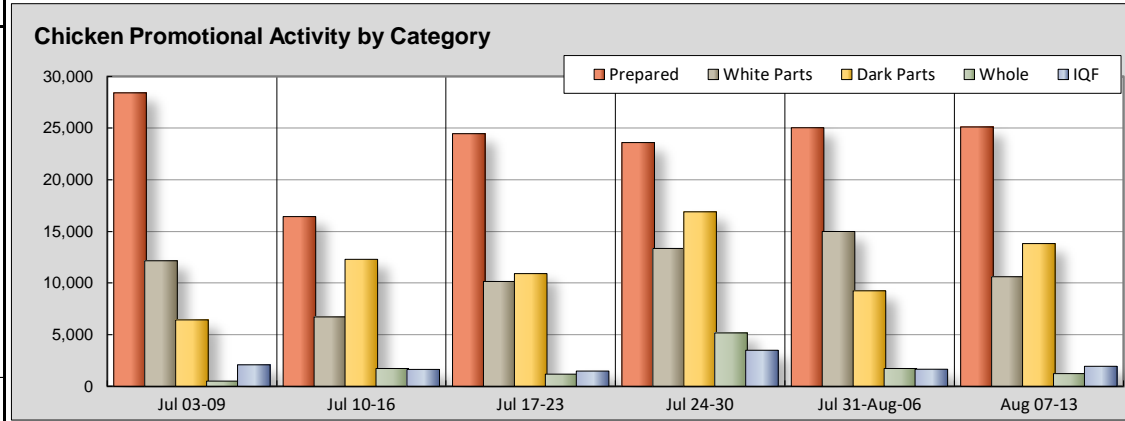
Advertised Prices for Chicken to Consumers at Major Retail Supermarket Outlets during the period of 08/07 thru 08/13.

(prices in dollars per pound, fresh tray-pack product unless otherwise noted)

NATIONAL SUMMARY			
	THIS WEEK	LAST WEEK	LAST YEAR
Feature Rate ^{1/}	81.5% of 29,200 outlets	66.3% of 29,200 outlets	87.8% of 29,200 outlets
Special Rate ^{4/}	10.5%	10.1%	20.0%
Activity Index ^{2/}	52,705	52,650	56,105
WHOLE BIRD:	Stores ^{3/} Wtd Avg	Stores /3 Wtd Avg	Stores /3 Wtd Avg
bagged fryer	898 1.05	1,227 1.12	2,521 0.99
cut-up fryer	12 0.99	108 1.25	17 1.78
bagged roaster	118 1.69	342 1.24	
Cornish (frs/frz)	203 2.91	50 2.36	380 3.02
PARTS:			
Bnls/Sknls Breast			
regular pack	1,101 2.70	2,683 2.27	1,918 2.35
value pack	4,934 1.93	5,387 1.89	5,097 1.95
thin sliced	435 2.89	346 3.00	941 3.45
marinated	1,219 4.05	528 4.86	130 3.30
Breast Tenders			
regular pack	160 3.30	1,475 3.29	337 2.57
value pack	425 2.37	1,890 2.15	469 3.02
Split, bn-in Breast			
regular pack	821 1.23	1,101 1.48	904 1.53
value pack	914 1.61	256 1.42	740 1.25
Whole Wings	600 2.69	1,323 2.52	3,204 2.37
Leg Quarters			
tray pack	390 0.92	864 0.90	1,127 1.02
bagged	1,459 0.53	1,074 0.54	752 0.61
Legs	158 0.98	441 1.16	161 0.90
Thighs			
regular pack	1,902 1.16	213 1.15	972 1.41
value pack	1,529 1.18	2,325 1.10	3,236 0.99
Drumsticks			
regular pack	2,002 1.14	275 0.95	1,152 1.34
value pack	2,044 1.04	2,676 1.11	3,953 0.94
Bnls/Sknls Thighs			
regular pack	1,146 2.98	594 2.08	263 2.11
value pack	3,189 1.82	785 2.06	5,959 2.02
9-pc Combos			
drum-thigh-breast			
drum-thigh-wing			
IQF			
B/S Breast	409 2.10	871 2.34	1,365 2.69
Tenders	112 1.71	290 2.97	1,180 2.89
Wings	638 2.17	432 2.15	337 2.49
Party Wings	780 2.69	62 2.49	389 2.31

This Week's Chicken Feature Highlights

This week's ad cycle presents improved chicken feature rates paired with steady activity index and special rates. Whole bird items trend downward on features and prices on all items except Cornish hens. Offers for wings, tenders, along with regular and value pack B/S breasts and tenders are fewer in number but are posting at higher prices. Most dark meat items are selling at steady to higher prices, but legs and value pack B/S thighs break the mold by selling at prices favorable to the buyer. All frozen items are still available as buyers can appreciate a price cut on tenders and B/S breasts. The deli continues to maintain its stride; shoppers flocking to this department will still be able to find bargain prices on some finger foods. Specialty and organic items enjoy some action this week.



All report information gathered from publicly available sources including store circulars, newspaper ads, and retailer websites.

^{1/} **Feature Rate:** the amount of sampled stores advertising any reported chicken item during the current week, expressed as a percentage of the total sample. ^{2/} **Activity Index:** a measure of the absolute frequency of feature activity equal to the total number of stores for each advertised chicken item (e.g., a retailer with 100 outlets featuring 3 chicken items has an activity index of 300). ^{3/} **Stores/Avg:** the total number of advertising outlets and the weighted average price weighted by the respective number of outlets. ^{4/} **Special Rate:** the percentage of sampled stores with a no-price promotion (e.g., buy 1, get 1 free, etc.)



USDA National Retail Report - Chicken

Advertised Prices for Chicken to Consumers at Major Retail Supermarket Outlets during the period of 08/07 thru 08/13.

(prices in dollars per pound, fresh tray-pack product unless otherwise noted)

Fri. Aug 07, 2020

	NORTHEAST U.S. (CT,DE,MA,MD,ME,NH,NJ,NY,PA,RI,VT)				SOUTHEAST U.S. (AL,FL,GA,MS,NC,SC,TN,VA,WV)				MIDWEST U.S. (IA,IL,IN,KY,MI,MN,ND,NE,OH,SD,WI)			
Feature Rate ^{1/}	76.2% of 5,500 sampled outlets				85.0% of 7,400 sampled outlets				87.6% of 6,100 sampled outlets			
Special Rate ^{4/}	5.4% of stores w/ no-price promotions				25.6% of stores w/ no-price promotions				3.5% of stores w/ no-price promotions			
Activity Index ^{2/}	Activity Index = 6,776				Activity Index = 6,389				Activity Index = 4,920			
WHOLE BIRD:	Price Range	Stores	Wtd Avg		Price Range	Stores	Wtd Avg		Price Range	Stores	Wtd Avg	
			4/				4/				4/	
bagged fryer	0.79 - 1.49	322	1.15		0.99 - 1.29	14	1.25		0.69 - 0.99	132	0.96	
cut-up fryer									0.99	12	0.99	
bagged roaster	1.69	118	1.69									
Cornish (frs/frz)	2.99	118	2.99						2.66 - 2.99	57	2.76	
PARTS:	Processor Brand	Store Brand	Stores	Wtd Avg	Processor Brand	Store Brand	Stores	Wtd Avg	Processor Brand	Store Brand	Stores	Wtd Avg
Bnls/Sknls Breast												
regular pack		1.99 - 2.49	292	2.38		1.88	30	1.88		1.99	33	1.99
value pack	1.49 - 1.99	1.29 - 2.99	1,315	2.01		1.59 - 2.49	831	1.79	1.99	1.66 - 2.99	691	2.06
thin sliced		2.99	177	2.99		2.99	44	2.99				
marinated		3.49 - 5.99	220	4.69						1.99 - 9.59	482	4.34
Breast Tenders												
regular pack		2.99 - 3.99	72	3.85						2.49	43	2.49
value pack		1.99	64	1.99	2.19	2.49	126	2.45		1.29 - 2.99	192	2.30
Split, bn-in Breast												
regular pack					1.99	2.99	79	2.02				
value pack		1.49 - 2.99	218	2.09	1.49	1.49	270	1.49		0.99 - 1.49	277	1.47
Whole Wings					2.49 - 2.99	2.66	158	2.74		1.99 - 2.66	188	2.45
Leg Quarters												
tray pack	0.79 - 0.99		301	0.92	0.99		17	0.99		0.49	12	0.49
bagged						0.39 - 0.59	568	0.48		0.39 - 0.99	224	0.67
Legs		1.09	110	1.09						0.49 - 0.79	48	0.72
Thighs												
regular pack	1.00	1.29	95	1.25		1.29	955	1.29	0.99	1.29	207	1.04
value pack	0.99 - 1.29	1.09 - 1.49	787	1.31	0.88	0.89 - 1.49	43	1.15		0.49 - 1.19	245	0.98
Drumsticks												
regular pack	1.00	1.29	95	1.25		1.29	955	1.29	0.99	0.79 - 1.29	250	1.00
value pack	0.99 - 1.49	0.89 - 1.39	888	1.22	0.80 - 1.49	0.89 - 0.99	174	0.89		0.49 - 1.19	315	0.85
Bnls/Sknls Thighs												
regular pack		2.50	13	2.50		2.99	1,133	2.99				
value pack	2.49	0.89 - 2.99	1,068	1.89		1.69 - 1.88	433	1.72		1.69 - 1.99	878	1.74
9-pc Combos												
drum-thigh-breast												
drum-thigh-wing												
IGF												
B/S Breast		1.98	65	1.98		1.98 - 2.33	16	2.22	1.95 - 2.80	1.66 - 3.20	231	2.26
Tenders					1.80		77	1.80				
Wings	2.49	2.00 - 2.19	271	2.22					2.20	1.99	311	2.16
Party Wings		2.49 - 2.66	167	2.60	2.30 - 2.98	2.66	466	2.74		2.66	92	2.66



USDA National Retail Report - Chicken

Advertised Prices for Chicken to Consumers at Major Retail Supermarket Outlets during the period of 08/07 thru 08/13.

(prices in dollars per pound, fresh tray-pack product unless otherwise noted)

Fri. Aug 07, 2020

		SOUTH CENTRAL U.S. (AR,CO,KS,LA,MO,NM,OK,TX)				SOUTHWEST U.S. (AZ,CA,NV,UT)				NORTHWEST U.S. (ID,MT,OR,WA,WY)			
Feature Rate ^{1/} Special Rate ^{4/} Activity Index ^{2/}		82.8% of 4,900 sampled outlets 10.7% of stores w/ no-price promotions Activity Index = 4,534				71.7% of 3,800 sampled outlets 0.0% of stores w/ no-price promotions Activity Index = 3,219				83.5% of 1,300 sampled outlets 9.8% of stores w/ no-price promotions Activity Index = 1,657			
WHOLE BIRD:		Price Range	Stores	Wtd Avg	Price Range	Stores	Wtd Avg	Price Range	Stores	Wtd Avg			
			4/			4/			4/				
bagged fryer		0.77 - 1.29	308	1.01	0.87 - 1.79	122	0.97						
cut-up fryer													
bagged roaster													
Cornish (frs/frz)		2.79	13	2.79				2.66	4	2.66			
PARTS:		Processor Brand	Store Brand	Stores	Wtd Avg	Processor Brand	Store Brand	Stores	Wtd Avg	Processor Brand	Store Brand	Stores	Wtd Avg
Bnls/Sknls Breast													
regular pack						1.69 - 1.99		64	1.76		2.99	682	2.99
value pack		1.49 - 1.77	0.97 - 2.79	1,069	1.76	1.59 - 2.49		268	2.20	1.59 - 2.48		760	1.98
thin sliced			1.79 - 2.99	174	2.53	2.49 - 2.99		20	2.74				
marinated			2.59 - 4.98	480	3.66	1.59		37	1.59				
Breast Tenders													
regular pack						1.49		7	1.49		1.49	14	1.49
value pack										2.99		43	2.99
Split, bn-in Breast													
regular pack		2.19	0.98 - 0.99	45	1.28	0.99		645	0.99		2.98	15	2.98
value pack			0.88 - 1.49	95	1.33		1.49	54	1.49				
Whole Wings			2.49 - 2.99	254	2.84								
Leg Quarters													
tray pack						0.99		60	0.99				
bagged			0.49 - 0.69	667	0.52								
Legs													
Thighs													
regular pack						0.99		645	0.99				
value pack		0.88 - 1.17	0.99 - 1.29	161	1.16		0.99	223	0.99	0.99	1.28 - 1.49	70	1.15
Drumsticks													
regular pack			0.89	14	0.89	0.99	0.79 - 0.99	688	0.98				
value pack		0.88 - 1.17	0.47 - 1.29	342	0.87		0.89 - 1.29	271	0.99	0.99	0.95	54	0.98
Bnls/Sknls Thighs													
regular pack							1.69 - 2.49	45	1.90				
value pack			1.69 - 1.97	765	1.88								
9-pc Combos													
drum-thigh-breast													
drum-thigh-wing													
-IDI	B/S Breast		1.98 - 2.19	36	2.05	1.50		35	1.50		1.66 - 1.98	15	1.89
	Tenders					1.50		35	1.50				
	Wings			1.99	56	1.99							
	Party Wings			2.66	55	2.66							

Source: USDA Livestock, Poultry, & Grain Market News;

<http://www.ams.usda.gov/market-news/livestock-poultry-grain>;

(404) 562-5850

Email: Atlanta.lpgmn@ams.usda.gov

3 of 7



USDA National Retail Report - Chicken

Advertised Prices for Chicken to Consumers at Major Retail Supermarket Outlets during the period of 08/07 thru 08/13.

(prices in dollars per pound, fresh tray-pack product unless otherwise noted)

Fri. Aug 07, 2020

		ALASKA (AK)				HAWAII (HI)					
Feature Rate ^{1/} Special Rate ^{4/} Activity Index ^{2/}		71.0% of 100 sampled outlets 11.0% of stores w/ no-price promotions Activity Index = 63				28.6% of 100 sampled outlets 0.0% of stores w/ no-price promotions Activity Index = 40					
WHOLE BIRD:		Price Range	Stores	Wtd Avg	Price Range	Stores	Wtd Avg				
				4/			4/				
bagged fryer											
cut-up fryer											
bagged roaster											
Cornish (frs/frz)		2.99	11	2.99							
PARTS:		Processor Brand	Store Brand	Stores	Wtd Avg	Processor Brand	Store Brand	Stores	Wtd Avg		
Bnls/Sknls Breast											
regular pack											
value pack											
thin sliced							4.99	20	4.99		
marinated											
Breast Tenders											
regular pack			2.98	4	2.98		4.99	20	4.99		
value pack											
Split, bn-in Breast											
regular pack			2.99	37	2.99						
value pack											
Whole Wings											
Leg Quarters											
tray pack											
bagged											
Legs											
Thighs											
regular pack											
value pack											
Drumsticks											
regular pack											
value pack											
Bnls/Sknls Thighs											
regular pack											
value pack											
9-pc Combos											
drum-thigh-breast											
drum-thigh-wing											
FBI											
B/S Breast			1.83	11	1.83						
Tenders											
Wings											
Party Wings											

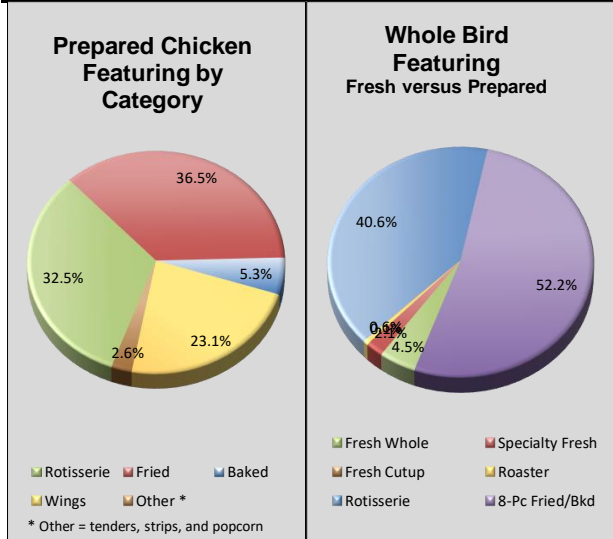


USDA National Retail Report - Chicken

Advertised Prices for Chicken to Consumers at Major Retail Supermarket Outlets during the period of 08/07 thru 08/13.
(prices in dollars per unit or per pound unless otherwise noted)

Fri. Aug 07, 2020

PREPARED FOODS NATIONAL SUMMARY																										
			THIS WEEK	LAST WEEK		LAST YEAR					NORTHEAST U.S.			SOUTHEAST U.S.			MIDWEST U.S.			SOUTH CENTRAL U.S.						
Feature Rate ^{1/}	46.0% of 29,200 outlets		43.2% of 29,200 outlets		55.0% of 29,200 outlets		Feature Rate ^{1/}	35.7% of 5,500 sampled outlets			65.9% of 7,400 sampled outlets			39.3% of 6,100 sampled outlets			36.9% of 4,900 sampled outlets									
Activity Index ^{2/}	25,107		25,032		18,601		Activity Index ^{2/}	Activity Index = 3,005			Activity Index = 7,997			Activity Index = 5,126			Activity Index = 4,249									
	Stores	Wtd Avg	Stores	Wtd Avg	Stores	Wtd Avg		price range	stores	wtd avg	price range	stores	wtd avg	price range	stores	wtd avg	price range	stores	wtd avg							
ROTISSERIE:																										
Whole Bird							Whole Bird																			
< 2 lbs.	7,670	5.29	7,337	5.07	4,374	5.88	< 2 lbs.	4.50 - 6.99	711	5.13	4.50 - 6.99	2,690	5.47	4.50 - 6.99	1,396	5.02	4.50 - 6.00	1,355	4.63							
2.1-3.0 lbs.	491	5.69	831	6.14	2,591	7.93	2.1-3.0 lbs.	4.99	207	4.99				3.99 - 7.99	217	5.95	6.99	67	6.99							
Whole Breast			24 3.29		208 8.99		Whole Breast																			
Leg Quarter							Leg Quarter																			
FRIED & BAKED:																										
Fried 8-Piece Mix	8,549	4.51	7,202	6.46	5,202	6.64	Fried 8-Piece Mix	2.99 - 6.99	894	4.43	2.99 - 8.99	2,737	4.92	2.99 - 7.99	1,759	4.45	2.99 - 7.99	1,338	3.42							
Baked 8-Piece Mix	1,343	6.33	705	6.44	2,258	6.39	Baked 8-Piece Mix	4.99 - 6.99	234	6.80	4.99 - 6.99	368	5.62	5.00 - 6.99	199	5.89	8.99	11	8.99							
F/B 8-Piece Dark			157 5.63		1,283 6.05		F/B 8-Piece Dark																			
F/B 12-Piece	99	11.40	528	10.80	404	9.65	F/B 12-Piece	10.99	10	10.99	10.99	10	10.99	5.99 - 11.99	65	10.88	12.99	24	12.99							
Bulk Pack (\$/piece)	517	0.78			45	0.91	Bulk Pack (\$/piece)	0.73 - 0.77	454	0.75				1.00 - 1.06	50	1.05	1.00	13	1.00							
Wings: bone-in	5,082	6.07	6,937	5.54	947	5.89	Wings: bone-in	5.98	505	5.98	5.98	1,338	5.98	2.99 - 7.98	1,149	6.20	4.99 - 5.99	1,256	5.96							
boneless	713	5.65	631	5.45	510	5.88	boneless				4.99	452	4.99	5.99 - 7.98	183	7.55	4.99	78	4.99							
Tenders	643	5.83	430	5.84	690	5.95	Tenders				4.99 - 6.99	402	5.81	4.99 - 6.99	108	6.72	4.99	107	4.99							
Strips			173 5.00				Strips																			
Popcorn			77 8.99		89 6.99		Popcorn																			
SOUTHWEST U.S.																										
			Feature Rate ^{1/}			37.6% of 3,800 sampled outlets			Feature Rate ^{1/}			71.3% of 1,300 sampled outlets			Feature Rate ^{1/}			21.0% of 100 sampled outlets			Feature Rate ^{1/}			9.5% of 100 sampled outlets		
			Activity Index ^{2/}			Activity Index = 3,460			Activity Index ^{2/}			Activity Index = 1,199			Activity Index ^{2/}			Activity Index = 41			Activity Index ^{2/}			Activity Index = 30		
			price range			stores wtd avg			price range			stores wtd avg			price range			stores wtd avg			price range			stores wtd avg		
ROTISSERIE:																										
Whole Bird							Whole Bird																			
< 2 lbs.							< 2 lbs.	4.50 - 6.99	644	5.09	4.50 - 6.99	843	6.53	4.50 - 7.49	21	6.07	4.50	10	4.50							
2.1-3.0 lbs.							2.1-3.0 lbs.																			
Whole Breast							Whole Breast																			
Leg Quarter							Leg Quarter																			
FRIED & BAKED:																										
Fried 8-Piece Mix							Fried 8-Piece Mix	2.99 - 6.97	1,644	4.99	2.99	157	2.99	2.99	10	2.99	2.99	10	2.99							
Baked 8-Piece Mix							Baked 8-Piece Mix	5.99 - 6.97	531	6.73																
F/B 8-Piece Dark							F/B 8-Piece Dark																			
F/B 12-Piece							F/B 12-Piece																			
Bulk Pack (\$/piece)							Bulk Pack (\$/piece)																			
Wings: bone-in							Wings: bone-in	5.98 - 7.98	641	6.44	3.49 - 5.98	173	5.75	5.98	10	5.98	5.98	10	5.98							
boneless							boneless																			
Tenders							Tenders																			
Strips							Strips																			
Popcorn							Popcorn																			



Source: USDA Livestock, Poultry, & Grain Market News;
<http://www.ams.usda.gov/market-news/livestock-poultry-grain>

(404) 562-5850
 Email: Atlanta.lpgmn@ams.usda.gov

Notes:



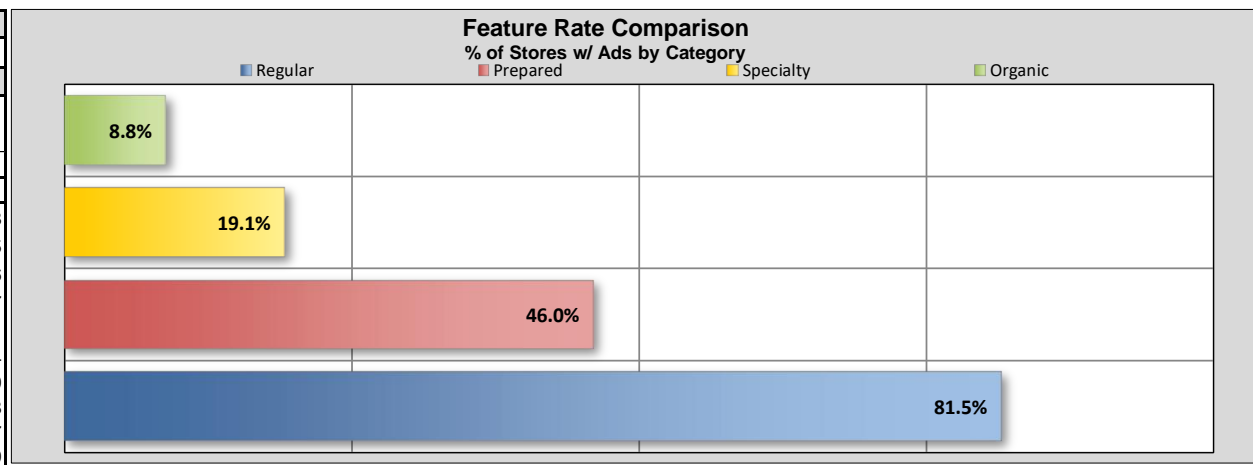
USDA National Retail Report - Chicken

Advertised Prices for Chicken to Consumers at Major Retail Supermarket Outlets during the period of 08/07 thru 08/13.

(prices in dollars per pound, fresh tray-pack product unless otherwise noted)

Fri. Aug 07, 2020

	NATIONAL SUMMARY					
	SPECIALTY CHICKEN					
	THIS WEEK		LAST WEEK		LAST YEAR	
Feature Rate ^{1/}	19.1% of 29,200 outlets		12.7% of 29,200 outlets		24.7% of 29,200 outlets	
Activity Index ^{2/}	11,081		9,587		21,293	
	Stores	Wtd Avg	Stores	Wtd Avg	Stores	Wtd Avg
Whole Fryer	420	1.56	849	1.63	1,128	1.88
Bnls/Sknls Breast	2,534	4.36	3,370	3.83	10,415	4.75
Breast Tenders	1,412	4.35	789	3.83	2,350	4.26
Split, bn-in Breast	1,591	1.62	866	2.02	831	1.97
Whole Wings	186	3.07	362	3.27	307	2.31
Leg Quarters	573	0.87	187	0.99	635	1.14
Legs	327	1.59			36	1.59
Thighs	1,677	1.56	1,426	2.36	1,261	1.28
Drumsticks	1,496	1.55	1,000	1.62	2,095	1.17
B/S Thighs	865	3.25	738	2.55	2,235	3.29



SPECIALTY	NORTHEAST U.S.			SOUTHEAST U.S.			MIDWEST U.S.			SOUTH CENTRAL U.S.			SOUTHWEST U.S.			NORTHWEST U.S.		
Feature Rate ^{1/}	27.4% of 5,500 sampled outlets			24.6% of 7,400 sampled outlets			18.8% of 6,100 sampled outlets			8.0% of 4,900 sampled outlets			15.7% of 3,800 sampled outlets			9.9% of 1,300 sampled outlets		
Activity Index ^{2/}	Activity Index = 4,891			Activity Index = 1,404			Activity Index = 3,133			Activity Index = 690			Activity Index = 829			Activity Index = 127		
	price range	stores	wtd avg	price range	stores	wtd avg	price range	stores	wtd avg	price range	stores	wtd avg	price range	stores	wtd avg	price range	stores	wtd avg
Whole Fryer	0.99 - 1.79	165	1.29	1.49	83	1.49	1.79 - 1.99	133	1.87	1.25 - 1.79	27	1.31				2.99	12	2.99
Bnls/Sknls Breast	1.99 - 5.99	1,051	4.52	3.49 - 5.99	201	4.23	1.29 - 5.99	920	4.35	2.49 - 5.00	321	4.07	2.99	24	2.99	2.99	17	3.23
Breast Tenders	3.99 - 5.99	652	4.95	2.28 - 5.99	99	2.57	2.49 - 5.49	375	4.68	2.49 - 5.71	144	3.37	2.99	142	2.99			
Split, bn-in Breast	1.29 - 2.99	553	2.16	1.28 - 4.99	240	1.68	0.99 - 4.99	768	1.14	1.99 - 4.99	17	3.23				3.69	13	3.89
Whole Wings				2.89	131	2.89	3.49	55	3.49									
Leg Quarters	0.49 - 0.99	258	0.71										0.99	305	0.99			
Legs	0.99 - 2.49	243	1.47	0.99 - 2.99	70	1.73	2.99	5	2.99	2.99	7	2.99				2.99	2	2.99
Thighs	1.19 - 2.99	788	1.77	0.98 - 1.29	198	1.19	0.99 - 1.79	431	1.21	0.87 - 4.00	63	2.11	1.49	179	1.49	3.59	18	3.59
Drumsticks	1.19 - 2.99	788	1.75	0.98	67	0.98	0.99 - 1.79	376	1.16	0.87 - 4.00	63	2.11	1.49	179	1.49	1.79	16	1.79
B/S Thighs	2.46 - 3.99	393	3.46	2.28 - 2.99	315	2.63	3.59 - 4.99	70	3.89	2.59 - 4.00	48	3.30				4.99	39	4.99

SPECIALTY	ALASKA			HAWAII														
Feature Rate ^{1/}	0.0% of 100 sampled outlets			0.0% of 100 sampled outlets														
Activity Index ^{2/}	Activity Index = 7			Activity Index = 0														
	price range	stores	wtd avg	price range	stores	wtd avg												
Whole Fryer																		
Bnls/Sknls Breast																		
Breast Tenders																		
Split, bn-in Breast																		
Whole Wings																		
Leg Quarters																		
Legs																		
Thighs																		
Drumsticks	1.29	7	1.29															
B/S Thighs																		

Specialty products are produced from chickens raised on an all vegetable diet without antibiotics and are minimally processed. USDA Certified Organic are products grown and processed according to USDA's national organic standards and certified by USDA-accredited State and private certification organizations. For more information, visit <http://www.ams.usda.gov/nop/>.

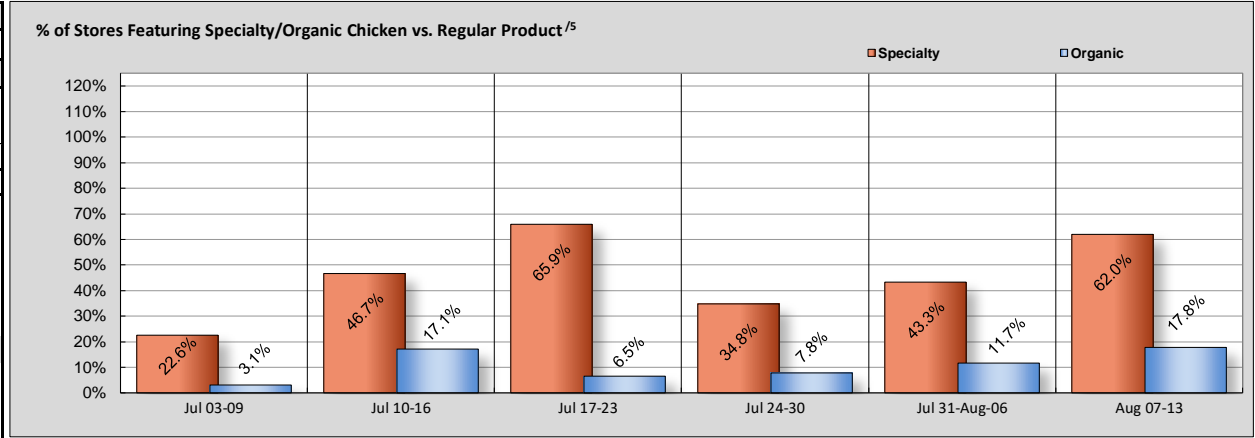


USDA National Retail Report - Chicken

Advertised Prices for Chicken to Consumers at Major Retail Supermarket Outlets during the period of 08/07 thru 08/13.

(prices in dollars per pound, fresh tray-pack product unless otherwise noted)

NATIONAL SUMMARY						
USDA ORGANIC CHICKEN						
	THIS WEEK		LAST WEEK		LAST YEAR	
Feature Rate ^{1/}	8.8% of 29,200 outlets		6.1% of 29,200 outlets		8.8% of 29,200 outlets	
Activity Index ^{2/}	3,299		2,188		3,606	
	Stores	Wtd Avg	Stores	Wtd Avg	Stores	Wtd Avg
Whole Fryer	576	3.62	458	3.13	533	3.07
Bnls/Sknls Breast	1,535	7.27	859	8.59	1,271	7.06
Breast Tenders	93	5.99	244	9.63	482	8.74
Split, bn-in Breast	358	3.53				
Whole Wings						
Leg Quarters	--	--	--	--	--	--
Legs						
Thighs	37	4.69	210	3.99	221	3.25
Drumsticks	661	3.27	393	2.86	665	2.75
B/S Thighs	39	5.49	24	5.99	434	6.22



^{5/} % = total store count for Specialty items/by total store count for the same set of regular items.

ORGANIC	NORTHEAST U.S.		SOUTHEAST U.S.		MIDWEST U.S.		SOUTH CENTRAL U.S.		SOUTHWEST U.S.		NORTHWEST U.S.	
		19.8% of 5,500 sampled outlets Activity Index = 1,511		2.3% of 7,400 sampled outlets Activity Index = 360		14.0% of 6,100 sampled outlets Activity Index = 940		0.5% of 4,900 sampled outlets Activity Index = 24		9.9% of 3,800 sampled outlets Activity Index = 417		3.6% of 1,300 sampled outlets Activity Index = 47
Whole Fryer	3.69 - 3.99	360	3.86	3.69 - 3.99	46	3.98	2.99	24	2.99	2.99 - 3.09	131	3.03
Bnls/Sknls Breast	5.99 - 9.99	464	8.67	3.48 - 8.99	49	7.87	5.99 - 7.99	851	6.33	7.99	155	7.99
Breast Tenders		93	5.99									
Split, bn-in Breast		3.49	266	3.49								
Whole Wings												
Legs												
Thighs				4.69	37	4.69						
Drumsticks	2.99 - 3.49	328	3.40	3.49 - 3.99	113	3.65	2.99	89	2.99	2.59 - 2.99	131	2.83
B/S Thighs				5.49	39	5.49						
ORGANIC	ALASKA		HAWAII									
	0.0% of 100 sampled outlets Activity Index = 0		19.0% of 100 sampled outlets Activity Index = 20									
Whole Fryer												
Bnls/Sknls Breast				7.99	20	7.99						
Breast Tenders												
Split, bn-in Breast												
Whole Wings												
Legs												
Thighs												
Drumsticks												
B/S Thighs												

Specialty products are produced from chickens raised on an all vegetable diet without antibiotics and are minimally processed. USDA Certified Organic are products grown and processed according to USDA's national organic standards and certified by USDA-accredited State and private certification organizations. For more information, visit <http://www.ams.usda.gov/nop/>.