



USDA National Retail Report - Chicken

Advertised Prices for Chicken to Consumers at Major Retail Supermarket Outlets during the period of 09/25 thru 10/01.

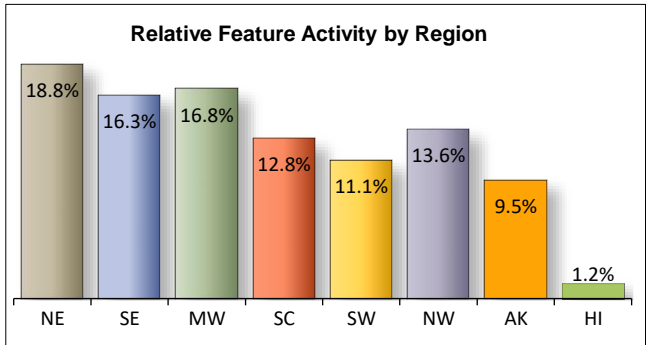
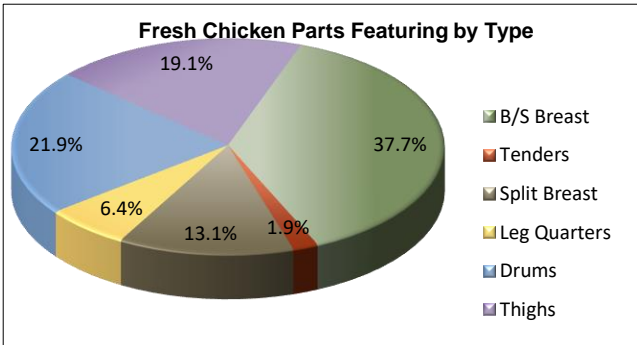
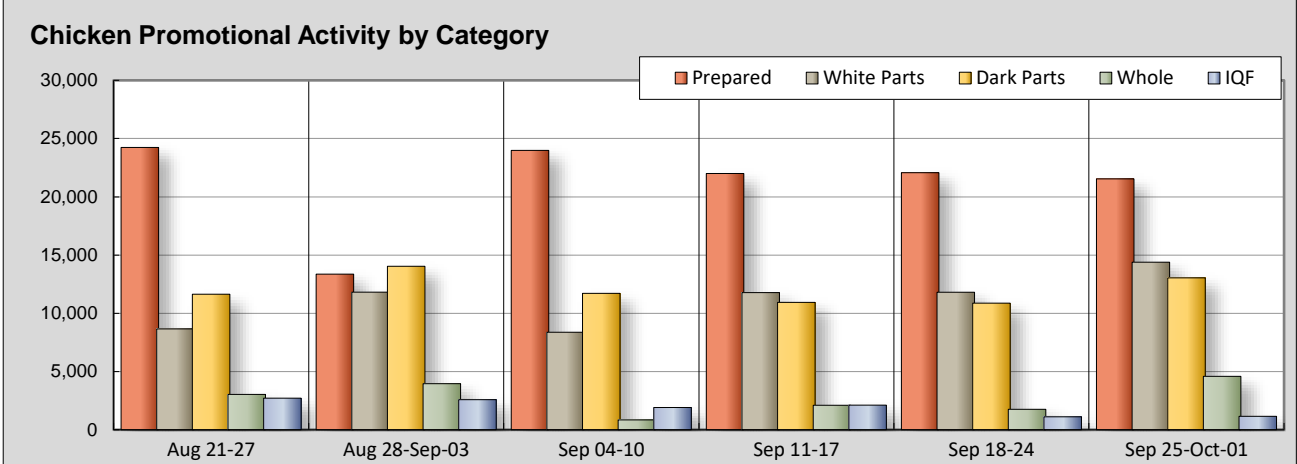
(prices in dollars per pound, fresh tray-pack product unless otherwise noted)

Fri. Sep 25, 2020

NATIONAL SUMMARY						
	THIS WEEK		LAST WEEK		LAST YEAR	
Feature Rate ^{1/}	85.7% of 29,200 outlets		82.8% of 29,200 outlets		65.5% of 29,200 outlets	
Special Rate ^{4/}	6.8%		11.5%		17.6%	
Activity Index ^{2/}	54,712		47,620		63,761	
WHOLE BIRD:	Stores ^{3/} Wtd Avg		Stores /3 Wtd Avg		Stores /3 Wtd Avg	
bagged fryer	4,431	1.02	1,408	1.11	2,753	1.09
cut-up fryer	145	1.29	12	0.89	109	1.31
bagged roaster	11	0.79	324	1.09	611	1.21
Cornish (frs/frz)			13	1.69	230	2.83
PARTS:						
Bnls/Sknls Breast						
regular pack	1,122	2.81	237	2.83	2,674	2.71
value pack	5,898	1.92	5,706	2.01	5,936	1.87
thin sliced	1,443	2.95	347	3.70	653	2.49
marinated	370	3.38	469	3.78	266	2.44
Breast Tenders						
regular pack	161	3.25	235	3.34	80	2.63
value pack	284	3.25	431	2.91	300	2.51
Split, bn-in Breast						
regular pack	1,195	1.96	212	1.65	103	1.09
value pack	1,870	1.64	3,440	1.35	1,551	0.98
Whole Wings	2,044	2.92	731	2.67	796	2.79
Leg Quarters						
tray pack	545	0.90	736	0.77	1,333	0.95
bagged	949	0.48	1,604	0.53	1,062	0.58
Legs	344	0.99	80	0.86		
Thighs						
regular pack	1,716	0.87	94	0.78	227	1.26
value pack	2,755	0.99	2,875	1.14	2,627	1.02
Drumsticks						
regular pack	1,994	0.87	164	0.83	287	1.21
value pack	3,141	0.98	3,567	1.10	3,073	0.98
Bnls/Sknls Thighs						
regular pack	695	2.81	876	2.55	1,218	2.98
value pack	904	1.98	875	2.14	1,991	1.71
9-pc Combos						
drum-thigh-breast						
drum-thigh-wing						
IQF						
B/S Breast	787	1.94	556	2.01	1,764	2.37
Tenders			11	2.48	621	2.65
Wings	91	2.35	344	1.86	1,281	2.34
Party Wings	277	2.87	202	2.65	1,449	2.44

This Week's Chicken Feature Highlights

Feature activity of retail chicken increases this week, but it may be harder for shoppers to find specials. In the whole bird section, bagged fryers promote more volume at reduced prices. White parts remain a popular offering with boneless products generally seeing lower prices and bone-in higher. Value pack options in the dark meat section are offering price breaks while legs and regular pack options are asking for more money. Activity in the IQF sector is quiet this week with the exception of B/S breast features rising slightly higher. The deli maintains a steady pace and is offering customers a variety of choices. Specialty and organic items decrease volume.



All report information gathered from publicly available sources including store circulars, newspaper ads, and retailer websites.

^{1/} **Feature Rate:** the amount of sampled stores advertising any reported chicken item during the current week, expressed as a percentage of the total sample.
^{2/} **Activity Index:** a measure of the absolute frequency of feature activity equal to the total number of stores for each advertised chicken item (e.g., a retailer with 100 outlets featuring 3 chicken items has an activity index of 300).
^{3/} **Stores/Avg:** the total number of advertising outlets and the weighted average price weighted by the respective number of outlets.
^{4/} **Special Rate:** the percentage of sampled stores with a no-price promotion (e.g., buy 1, get 1 free, etc.)



USDA National Retail Report - Chicken

Advertised Prices for Chicken to Consumers at Major Retail Supermarket Outlets during the period of 09/25 thru 10/01.

(prices in dollars per pound, fresh tray-pack product unless otherwise noted)

Fri. Sep 25, 2020

	NORTHEAST U.S. (CT,DE,MA,MD,ME,NH,NJ,NY,PA,RI,VT)				SOUTHEAST U.S. (AL,FL,GA,MS,NC,SC,TN,VA,WV)				MIDWEST U.S. (IA,IL,IN,KY,MI,MN,ND,NE,OH,SD,WI)			
Feature Rate ^{1/}	81.5% of 5,500 sampled outlets				87.6% of 7,400 sampled outlets				87.2% of 6,100 sampled outlets			
Special Rate ^{4/}	10.2% of stores w/ no-price promotions				9.4% of stores w/ no-price promotions				6.5% of stores w/ no-price promotions			
Activity Index ^{2/}	Activity Index = 6,689				Activity Index = 10,072				Activity Index = 5,842			
WHOLE BIRD:	Price Range	Stores	Wtd Avg		Price Range	Stores	Wtd Avg		Price Range	Stores	Wtd Avg	
			4/				4/				4/	
bagged fryer	0.88 - 1.99	493	1.45		0.77 - 1.38	1,871	1.00		0.69 - 2.50	202	1.48	
cut-up fryers	1.39	13	1.39		1.39	77	1.39		0.89 - 1.19	55	1.12	
bagged roaster												
Cornish (frs/frz)												
PARTS:	Processor Brand	Store Brand	Stores	Wtd Avg	Processor Brand	Store Brand	Stores	Wtd Avg	Processor Brand	Store Brand	Stores	Wtd Avg
Bnls/Sknls Breast												
regular pack		2.99	227	2.99					1.29	1.77 - 2.99	158	1.81
value pack	0.99	1.49 - 2.49	1,179	1.90	2.28	0.98 - 2.99	1,382	1.81	2.69 - 3.99	1.29 - 2.99	1,421	2.08
thin sliced		2.68 - 2.99	419	2.92		2.48 - 2.99	965	2.98		2.79	43	2.79
marinated										2.99 - 4.99	194	3.94
Breast Tenders										2.99	75	2.99
regular pack												
value pack		3.49 - 3.99	126	3.74								
Split, bn-in Breast												
regular pack		1.49	62	1.49		1.99	1,133	1.99				
value pack		0.88	7	0.88		0.99 - 1.99	1,208	1.93		0.99	176	0.99
Whole Wings		3.49	373	3.49		1.99 - 2.99	1,272	2.98		1.98 - 2.69	153	2.04
Leg Quarters												
tray pack	0.89 - 0.99	0.39	465	0.88					1.49		11	1.49
bagged		0.38 - 0.79	78	0.49		0.38 - 0.49	78	0.41		0.29 - 0.99	501	0.52
Legs		0.99	210	0.99		0.98	26	0.98		0.99	108	0.99
Thighs												
regular pack	1.00	0.99	75	0.99		0.77	459	0.77				
value pack	0.99 - 1.29	0.79 - 1.49	1,030	1.10	0.99	0.79 - 0.99	296	0.86		0.79 - 1.19	1,019	0.97
Drumsticks												
regular pack	1.00	0.98 - 0.99	226	0.99	0.77		459	0.77		0.69 - 0.79	53	0.71
value pack	0.99 - 1.29	0.79 - 1.59	1,049	1.14	0.99 - 1.49	0.79 - 0.99	339	0.90		0.49 - 1.19	1,062	0.93
Bnls/Sknls Thighs												
regular pack		2.99	109	2.99		2.99	88	2.99	2.49 - 2.99	2.99	175	2.84
value pack		1.99 - 2.99	126	2.48		1.19 - 1.39	40	1.31		1.00 - 1.99	160	1.76
9-pc Combos												
drum-thigh-breast												
drum-thigh-wing												
IF	B/S Breast	1.49 - 2.00	344	1.80	2.50	1.99 - 2.33	89	2.42	2.00 - 2.40	2.00	276	2.02
	Tenders											
	Wings	1.99 - 2.60	78	2.12	3.99	2.60	13	3.83				
	Party Wings				2.59 - 2.98		277	2.87				

Source: USDA Livestock, Poultry, & Grain Market News;

<http://www.ams.usda.gov/market-news/livestock-poultry-grain>;

(404) 562-5850

Email: Atlanta.lpgmn@ams.usda.gov



USDA National Retail Report - Chicken

Advertised Prices for Chicken to Consumers at Major Retail Supermarket Outlets during the period of 09/25 thru 10/01.

(prices in dollars per pound, fresh tray-pack product unless otherwise noted)

Fri. Sep 25, 2020

	SOUTH CENTRAL U.S. (AR,CO,KS,LA,MO,NM,OK,TX)				SOUTHWEST U.S. (AZ,CA,NV,UT)				NORTHWEST U.S. (ID,MT,OR,WA,WY)			
Feature Rate ^{1/}	86.0% of 4,900 sampled outlets				85.9% of 3,800 sampled outlets				91.5% of 1,300 sampled outlets			
Special Rate ^{4/}	4.5% of stores w/ no-price promotions				2.3% of stores w/ no-price promotions				1.6% of stores w/ no-price promotions			
Activity Index ^{2/}	Activity Index = 5,744				Activity Index = 3,757				Activity Index = 962			
WHOLE BIRD:	Price Range		Stores	Wtd Avg	Price Range		Stores	Wtd Avg	Price Range		Stores	Wtd Avg
				^{4/}				^{4/}				^{4/}
bagged fryer	0.77 - 1.49		798	0.84	0.77 - 0.99		1,047	0.91				
cut-up fryer												
bagged roaster	0.79		11	0.79								
Cornish (frs/frz)												
PARTS:	Processor Brand	Store Brand	Stores	Wtd Avg	Processor Brand	Store Brand	Stores	Wtd Avg	Processor Brand	Store Brand	Stores	Wtd Avg
Bnls/Sknls Breast												
regular pack		2.99	2	2.99		2.99	32	2.99		1.69 - 2.99	701	2.96
value pack	1.39 - 2.98	0.87 - 3.98	1,364	1.84		1.37 - 2.99	447	1.83	2.49 - 2.69		82	2.59
thin sliced		1.58	16	1.58								
marinated		1.58 - 4.58	176	2.77								
Breast Tenders												
regular pack	3.48		86	3.48								
value pack		1.79	16	1.79	2.99	2.99	142	2.99				
Split, bn-in Breast												
regular pack												
value pack	1.29	0.89 - 0.99	354	1.23		0.77 - 1.29	114	1.02		1.28	11	1.28
Whole Wings	1.99	1.99 - 3.29	219	2.39		1.79	11	1.79		1.79	16	1.79
Leg Quarters												
tray pack	1.49	0.98	29	1.21		0.69 - 0.79	40	0.72				
bagged		0.29 - 0.49	282	0.43		0.49	10	0.49				
Legs												
Thighs												
regular pack	1.59	0.77	537	0.79	0.99		645	0.99				
value pack	0.99	0.67 - 1.19	161	0.77	0.99	0.77 - 0.99	198	0.87		0.89 - 1.28	40	1.22
Drumsticks												
regular pack	0.77 - 1.59		537	0.79	0.99	0.69 - 0.99	719	0.97				
value pack	0.99	0.33 - 1.19	368	0.85	0.99	0.59 - 0.99	242	0.74		0.89 - 1.79	70	1.25
Bnls/Sknls Thighs												
regular pack	1.99	2.99	177	2.39		2.99	110	2.99	2.99	2.99	20	2.99
value pack		1.49 - 1.99	544	1.94						1.95	11	1.95
9-pc Combos												
drum-thigh-breast												
drum-thigh-wing												
10	B/S Breast	2.40	1.49	67	1.67					1.98	11	1.98
	Tenders											
	Wings											
	Party Wings											



USDA National Retail Report - Chicken

Advertised Prices for Chicken to Consumers at Major Retail Supermarket Outlets during the period of 09/25 thru 10/01.

(prices in dollars per pound, fresh tray-pack product unless otherwise noted)

Fri. Sep 25, 2020

		ALASKA (AK)				HAWAII (HI)					
Feature Rate ^{1/}		38.0% of 100 sampled outlets				53.3% of 100 sampled outlets					
Special Rate ^{4/}		4.0% of stores w/ no-price promotions				0.0% of stores w/ no-price promotions					
Activity Index ^{2/}		Activity Index = 37				Activity Index = 69					
WHOLE BIRD:		Price Range	Stores	Wtd Avg	Price Range	Stores	Wtd Avg				
				4/			4/				
bagged fryer					1.49	20	1.49				
cut-up fryer											
bagged roaster											
Cornish (frs/frz)											
PARTS:		Processor Brand	Store Brand	Stores	Wtd Avg	Processor Brand	Store Brand	Stores	Wtd Avg		
Bnls/Sknls Breast											
regular pack			4.99	2	4.99						
value pack						3.99		23	3.99		
thin sliced											
marinated											
Breast Tenders											
regular pack											
value pack											
Split, bn-in Breast											
regular pack											
value pack											
Whole Wings											
Leg Quarters											
tray pack											
bagged											
Legs											
Thighs											
regular pack											
value pack			1.99	11	1.99						
Drumsticks											
regular pack											
value pack			1.99	11	1.99						
Bnls/Sknls Thighs											
regular pack		3.49	3.99	13	3.57	2.99		3	2.99		
value pack						2.99		23	2.99		
9-pc Combos											
drum-thigh-breast											
drum-thigh-wing											
TD	B/S Breast										
	Tenders										
	Wings										
	Party Wings										



USDA National Retail Report - Chicken

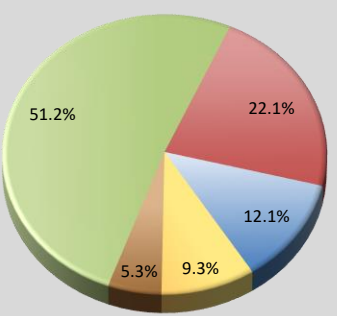
Advertised Prices for Chicken to Consumers at Major Retail Supermarket Outlets during the period of 09/25 thru 10/01.

(prices in dollars per unit or per pound unless otherwise noted)

Fri. Sep 25, 2020

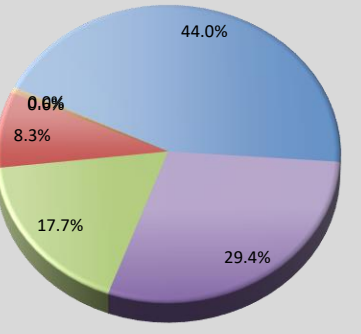
PREPARED FOODS NATIONAL SUMMARY																																			
			THIS WEEK	LAST WEEK	LAST YEAR				NORTHEAST U.S.			SOUTHEAST U.S.			MIDWEST U.S.			SOUTH CENTRAL U.S.																	
Feature Rate ^{1/}			52.0% of 29,200 outlets			51.7% of 29,200 outlets			45.4% of 29,200 outlets			Feature Rate ^{1/}			36.4% of 5,500 sampled outlets			72.5% of 7,400 sampled outlets			57.3% of 6,100 sampled outlets			44.9% of 4,900 sampled outlets											
Activity Index ^{2/}			21,540			22,071			30,766			Activity Index ^{2/}			Activity Index = 3,247			Activity Index = 6,979			Activity Index = 4,615			Activity Index = 3,488											
			Stores	Wtd Avg	Stores	Wtd Avg	Stores	Wtd Avg				price range	stores	wtd avg	price range	stores	wtd avg	price range	stores	wtd avg	price range	stores	wtd avg												
ROTISSERIE:						ROTISSERIE:																													
Whole Bird						Whole Bird																													
< 2 lbs.						< 2 lbs.						4.50 - 6.99			955 5.30			4.50 - 6.39			4,866 5.53			4.50 - 6.99			1,275 4.85			4.50 - 5.99			1,937		
2.1-3.0 lbs.						2.1-3.0 lbs.						5.99 - 6.99			54 6.29			5.00 - 6.99			61 5.55			5.00 - 6.96			841 5.21			5.99			67		
Whole Breast						Whole Breast																													
Leg Quarter						Leg Quarter																													
FRIED & BAKED:						FRIED & BAKED:																													
Fried 8-Piece Mix						Fried 8-Piece Mix						5.00 - 7.99			289 5.64			4.99 - 7.99			881 5.87			4.99 - 9.99			1,504 5.60			5.00 - 8.99			686		
Baked 8-Piece Mix						Baked 8-Piece Mix						5.00			227 5.00			4.99 - 6.99			637 5.48			6.99 - 8.99			100 7.21			5.00 - 8.99			646		
F/B 8-Piece Dark						F/B 8-Piece Dark																													
F/B 12-Piece						F/B 12-Piece						6.98			90 6.98			8.99 - 11.99			56 10.60			14.99			45 14.99			12.99			24		
Bulk Pack (\$/piece)						Bulk Pack (\$/piece)												0.87			77 0.87			0.80			53 0.80								
Wings: bone-in						Wings: bone-in						5.00 - 7.99			945 6.77			4.99 - 7.99			204 6.45			4.99 - 5.99			315 5.12			1.99 - 7.49			90		
boneless						boneless						7.99			48 7.99			7.99			44 7.99			4.99			299 4.99								
Tenders						Tenders						6.99			639 6.99			5.00 - 5.99			153 5.77			0.89 - 5.99			125 2.07			5.00 - 5.99			34		
Strips						Strips																													
Popcorn						Popcorn																													
									SOUTHWEST U.S.			NORTHWEST U.S.			ALASKA			HAWAII																	
Feature Rate ^{1/}			28.2% of 3,800 sampled outlets			77.1% of 1,300 sampled outlets			21.0% of 100 sampled outlets			28.6% of 100 sampled outlets																							
Activity Index ^{2/}			Activity Index = 1,234			Activity Index = 1,888			Activity Index = 43			Activity Index = 50																							
			price range	stores	wtd avg	price range	stores	wtd avg	price range	stores	wtd avg	price range	stores	wtd avg																					
ROTISSERIE:						ROTISSERIE:																													
Whole Bird						Whole Bird																													
< 2 lbs.						< 2 lbs.						4.50 - 7.99			577 4.83			4.50 - 6.00			287 4.94			4.50 - 5.50			21 5.02			4.50 - 6.99			30		
2.1-3.0 lbs.						2.1-3.0 lbs.						5.99			54 5.99																				
Whole Breast						Whole Breast																													
Leg Quarter						Leg Quarter																													
FRIED & BAKED:						FRIED & BAKED:																													
Fried 8-Piece Mix						Fried 8-Piece Mix						5.99 - 7.99			214 6.32			5.50 - 7.99			781 6.81			5.50			11 5.50								
Baked 8-Piece Mix						Baked 8-Piece Mix						5.00 - 5.99			216 5.82			5.50 - 6.99			777 6.81			5.50			11 5.50								
F/B 8-Piece Dark						F/B 8-Piece Dark																													
F/B 12-Piece						F/B 12-Piece																													
Bulk Pack (\$/piece)						Bulk Pack (\$/piece)																													
Wings: bone-in						Wings: bone-in						6.99			54 6.99																				
boneless						boneless												6.99			43 6.99														
Tenders						Tenders																													
Strips						Strips						6.99			119 6.99																				
Popcorn						Popcorn																													

Prepared Chicken Featuring by Category



■ Rotisserie ■ Fried ■ Baked
■ Wings ■ Other*

Whole Bird Featuring Fresh versus Prepared



■ Fresh Whole ■ Specialty Fresh
■ Fresh Cutup ■ Roaster
■ Rotisserie ■ 8-Pc Fried/Bkd

Source: USDA Livestock, Poultry, & Grain Market News;
<http://www.ams.usda.gov/market-news/livestock-poultry-grain;>

(404) 562-5850
 Email: Atlanta.lpgmn@ams.usda.gov

Notes:

I.S.
outlets
34
wtd avg

4.73
5.99

5.51
5.41

12.99

5.86

5.29

outlets
1
wtd avg

6.16

7.00



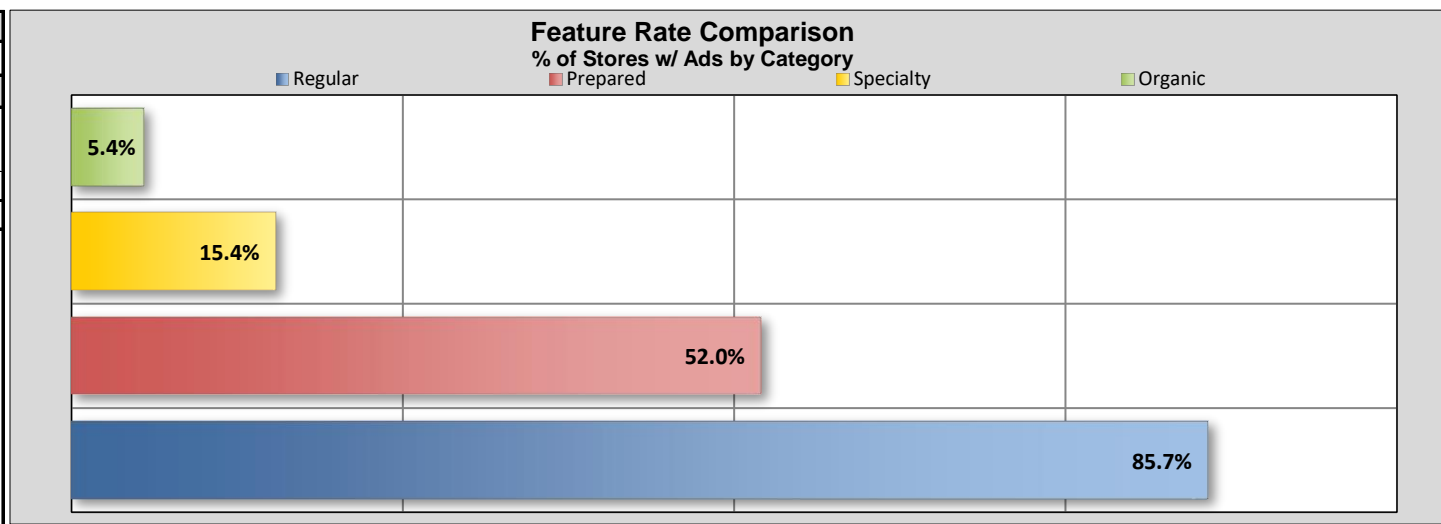
USDA National Retail Report - Chicken

Fri. Sep 25, 2020

Advertised Prices for Chicken to Consumers at Major Retail Supermarket Outlets during the period of 09/25 thru 10/01.

(prices in dollars per pound, fresh tray-pack product unless otherwise noted)

	NATIONAL SUMMARY					
	SPECIALTY CHICKEN					
	THIS WEEK		LAST WEEK		LAST YEAR	
Feature Rate ^{1/}	15.4% of 29,200 outlets		23.1% of 29,200 outlets		24.5% of 29,200 outlets	
Activity Index ^{2/}	10,767		14,963		15,331	
	Stores	Wtd Avg	Stores	Wtd Avg	Stores	Wtd Avg
Whole Fryer	2,081	1.81	1,162	1.99	1,542	1.99
Bnls/Sknls Breast	2,479	4.45	4,512	4.01	4,749	4.37
Breast Tenders	298	3.06	1,109	3.87	2,093	3.63
Split, bn-in Breast	665	1.54	1,059	1.73	631	2.12
Whole Wings	190	2.88	373	3.00	529	2.23
Leg Quarters	205	1.15	299	1.14	505	1.36
Legs	194	1.34			60	1.89
Thighs	1,975	1.51	2,413	1.89	1,798	1.75
Drumsticks	2,094	1.63	2,282	1.90	1,331	1.66
B/S Thighs	586	3.35	1,754	3.79	2,093	3.00



SPECIALTY	NORTHEAST U.S.			SOUTHEAST U.S.			MIDWEST U.S.			SOUTH CENTRAL U.S.			SOUTHWEST U.S.			NORTHWEST U.S.		
Feature Rate ^{1/}	27.3% of 5,500 sampled outlets			9.1% of 7,400 sampled outlets			19.9% of 6,100 sampled outlets			5.1% of 4,900 sampled outlets			16.4% of 3,800 sampled outlets			17.2% of 1,300 sampled outlets		
Activity Index ^{2/}	Activity Index = 5,573			Activity Index = 1,341			Activity Index = 2,177			Activity Index = 409			Activity Index = 1,042			Activity Index = 214		
	price range	stores	wtd avg	price range	stores	wtd avg	price range	stores	wtd avg	price range	stores	wtd avg	price range	stores	wtd avg	price range	stores	wtd avg
Whole Fryer	0.89 - 2.99	1,189	1.89	0.98 - 2.99	257	1.58	0.99 - 3.99	525	1.73	1.28 - 2.99	96	1.65				2.49 - 2.99	14	2.56
Bnls/Sknls Breast	1.69 - 6.99	1,381	4.20	4.99 - 5.99	127	5.34	1.99 - 6.99	742	4.61	2.99 - 4.98	108	4.71				4.99 - 5.98	110	5.13
Breast Tenders				2.28	200	2.28	1.99 - 5.49	98	4.65									
Split, bn-in Breast	1.79 - 1.99	325	1.86				1.99	55	1.99				0.99	270	0.99	2.99	15	2.99
Whole Wings	3.50	13	3.50	2.58 - 2.99	161	2.91										1.99	16	1.99
Leg Quarters	1.49	62	1.49				1.19	24	1.19				0.97	119	0.97			
Legs	0.79 - 0.99	110	0.88	0.99 - 2.99	70	1.73	2.99	5	2.99	2.99	7	2.99				2.99	2	2.99
Thighs	0.99 - 1.99	973	1.61	0.98 - 2.29	241	1.37	0.99 - 2.49	325	1.68	1.49 - 1.79	99	1.58	0.97 - 0.99	298	0.98	2.49	39	2.49
Drumsticks	0.99 - 2.99	1,027	1.84	0.98 - 2.99	285	1.61	0.99 - 2.39	310	1.64	1.49 - 1.79	99	1.58	0.97 - 1.29	355	1.03	1.99	18	1.99
B/S Thighs	2.99 - 3.99	493	3.12				2.99 - 5.49	93	4.58									
SPECIALTY	ALASKA			HAWAII														
Feature Rate ^{1/}	0.0% of 100 sampled outlets			0.0% of 100 sampled outlets														
Activity Index ^{2/}	Activity Index = 11			Activity Index = 0														
	price range	stores	wtd avg	price range	stores	wtd avg												
Whole Fryer																		
Bnls/Sknls Breast	4.99	11	4.99															
Breast Tenders																		
Split, bn-in Breast																		
Whole Wings																		
Leg Quarters																		
Legs																		
Thighs																		
Drumsticks																		
B/S Thighs																		

Specialty products are produced from chickens raised on an all vegetable diet without antibiotics and are minimally processed. USDA Certified Organic are products grown and processed according to USDA's national organic standards and certified by USDA-accredited State and private certification organizations. For more information, visit <http://www.ams.usda.gov/nop/>.



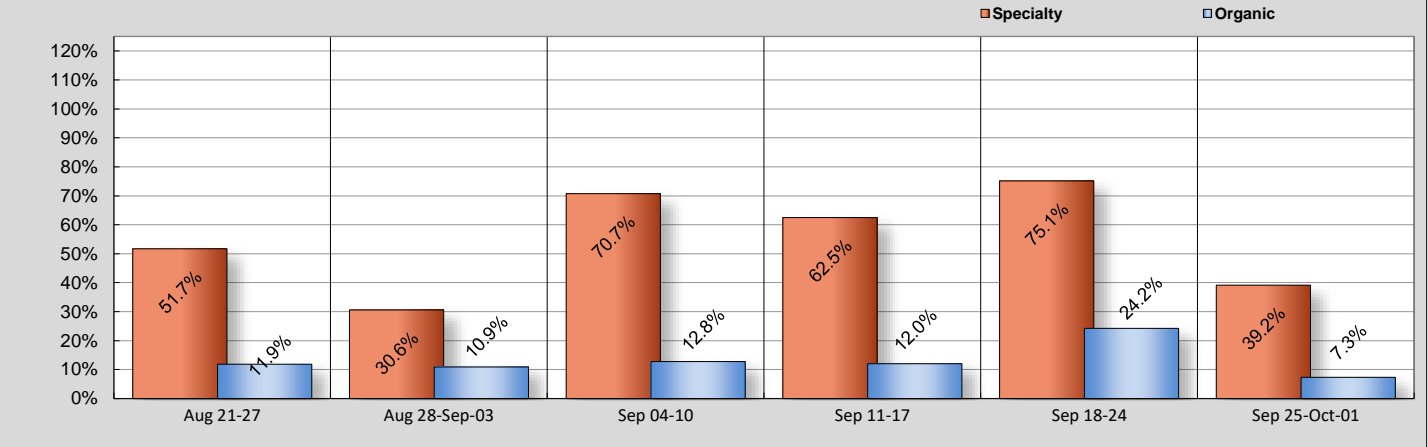
USDA National Retail Report - Chicken

Advertised Prices for Chicken to Consumers at Major Retail Supermarket Outlets during the period of 09/25 thru 10/01.

(prices in dollars per pound, fresh tray-pack product unless otherwise noted)

	NATIONAL SUMMARY					
	USDA ORGANIC CHICKEN					
	THIS WEEK		LAST WEEK		LAST YEAR	
Feature Rate ^{1/}	5.4% of 29,200 outlets		11.0% of 29,200 outlets		13.7% of 29,200 outlets	
Activity Index ^{2/}	2,081		4,686		7,581	
	Stores	Wtd Avg	Stores	Wtd Avg	Stores	Wtd Avg
Whole Fryer	76	3.83	458	3.14	2,320	3.12
Bnls/Sknls Breast	596	7.94	2,589	6.99	2,806	7.20
Breast Tenders	127	9.99	1,010	8.04	583	9.25
Split, bn-in Breast						
Whole Wings						
Leg Quarters	--	--	--	--	--	--
Legs						
Thighs	64	5.09			72	3.99
Drumsticks	676	2.58	249	2.62	298	2.72
B/S Thighs	542	5.79	380	6.13	1,502	5.30

% of Stores Featuring Specialty/Organic Chicken vs. Regular Product^{5/}



^{5/} % = total store count for Specialty items/by total store count for the same set of regular items.

ORGANIC	NORTHEAST U.S.			SOUTHEAST U.S.			MIDWEST U.S.			SOUTH CENTRAL U.S.			SOUTHWEST U.S.			NORTHWEST U.S.		
		13.0% of 5,500 sampled outlets Activity Index = 1,406			3.0% of 7,400 sampled outlets Activity Index = 200			4.3% of 6,100 sampled outlets Activity Index = 273			1.8% of 4,900 sampled outlets Activity Index = 3			6.4% of 3,800 sampled outlets Activity Index = 167			4.1% of 1,300 sampled outlets Activity Index = 32	
Whole Fryer	3.89	64	3.89									3.49	12	3.49				
Bnls/Sknls Breast	7.39 - 7.99	414	7.90				8.99	11	8.99			7.99	155	7.99			7.99 16 7.99	
Breast Tenders	9.99	127	9.99															
Split, bn-in Breast																		
Whole Wings																		
Legs																		
Thighs	5.09	64	5.09															
Drumsticks	2.69 - 3.49	449	2.87	1.88	200	1.88	3.99	11	3.99								1.99 16 1.99	
B/S Thighs	6.49	288	6.49				4.99	251	4.99	4.99	3	4.99						
ORGANIC	ALASKA			HAWAII														
	0.0% of 100 sampled outlets Activity Index = 0			0.0% of 100 sampled outlets Activity Index = 0														
Whole Fryer																		
Bnls/Sknls Breast																		
Breast Tenders																		
Split, bn-in Breast																		
Whole Wings																		
Legs																		
Thighs																		
Drumsticks																		
B/S Thighs																		

Specialty products are produced from chickens raised on an all vegetable diet without antibiotics and are minimally processed. USDA Certified Organic are products grown and processed according to USDA's national organic standards and certified by USDA-accredited State and private certification organizations. For more information, visit <http://www.ams.usda.gov/nop/>.