



USDA National Retail Report - Chicken

Fri. Sep 11, 2020

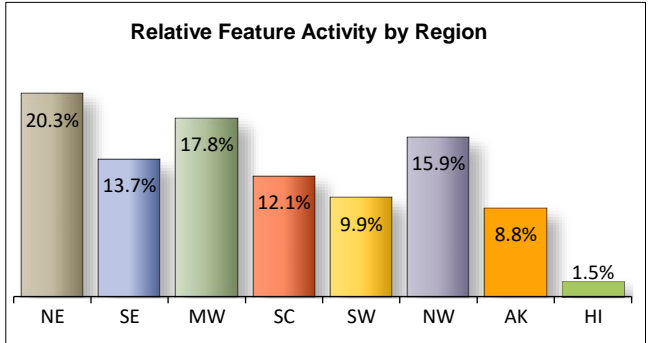
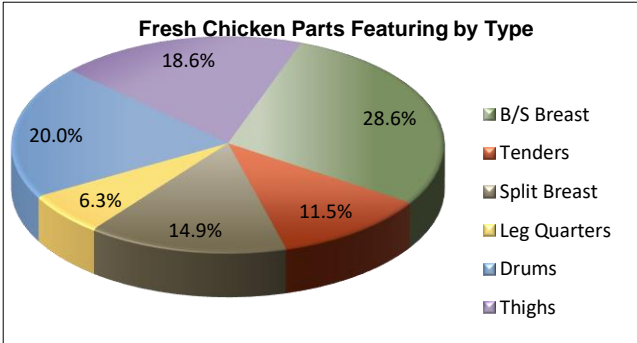
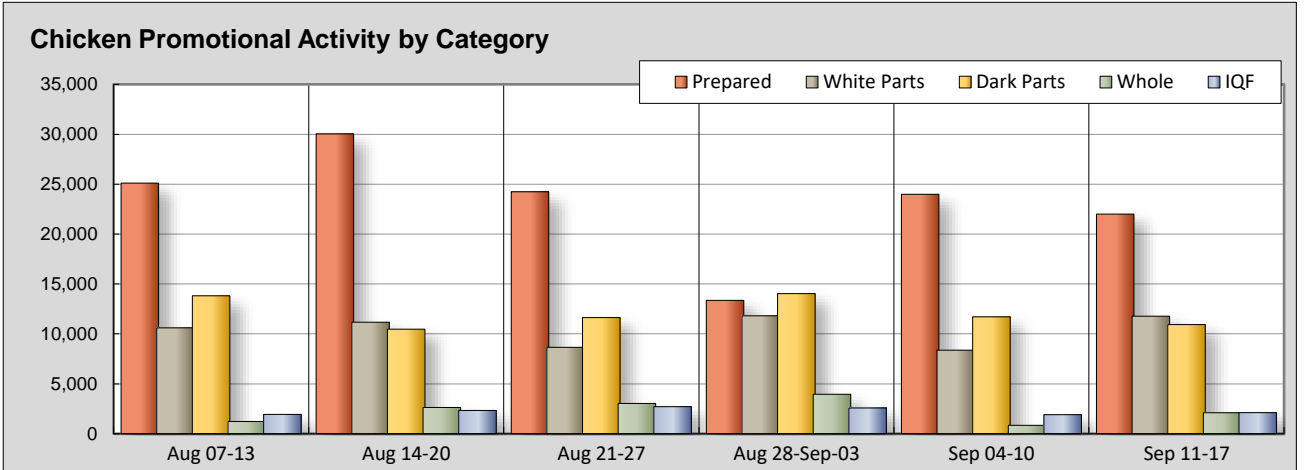
Advertised Prices for Chicken to Consumers at Major Retail Supermarket Outlets during the period of 09/11 thru 09/17.

(prices in dollars per pound, fresh tray-pack product unless otherwise noted)

NATIONAL SUMMARY						
	THIS WEEK		LAST WEEK		LAST YEAR	
Feature Rate ^{1/}	83.3% of 29,200 outlets		61.3% of 29,200 outlets		82.2% of 29,200 outlets	
Special Rate ^{4/}	6.3%		14.5%		9.5%	
Activity Index ^{2/}	48,935		46,829		66,714	
WHOLE BIRD:	Stores ^{3/} Wtd Avg		Stores /3 Wtd Avg		Stores /3 Wtd Avg	
bagged fryer	1,233	1.04	601	1.03	1,561	1.10
cut-up fryer	229	1.64	197	1.40	43	1.29
bagged roaster	629	1.13			457	1.27
Cornish (frs/frz)	13	2.49	48	2.81	83	2.75
PARTS:						
Bnls/Sknls Breast						
regular pack	1,664	2.55	1,279	2.65	2,661	2.26
value pack	3,862	1.97	4,220	2.03	6,464	1.89
thin sliced	349	3.18	521	3.03	696	3.30
marinated	151	2.52	398	4.22	12	3.99
Breast Tenders						
regular pack	623	3.71	181	2.78	212	3.39
value pack	1,799	2.01	271	2.80	1,103	2.70
Split, bn-in Breast						
regular pack	1,445	1.96	61	1.23	1,519	1.58
value pack	1,685	1.74	1,108	1.67	1,219	1.07
Whole Wings	198	3.15	334	2.29	1,772	2.82
Leg Quarters						
tray pack	478	0.81	860	0.93	2,212	1.13
bagged	848	0.53	2,697	0.53	779	0.62
Legs	252	1.07	250	1.15	12	0.79
Thighs						
regular pack	1,176	1.30	324	1.10	518	1.40
value pack	2,747	1.00	2,274	1.17	3,725	1.00
Drumsticks						
regular pack	1,183	1.26	371	1.00	839	1.26
value pack	3,030	0.96	2,708	1.09	4,084	0.96
Bnls/Sknls Thighs						
regular pack	688	2.11	126	2.49	1,579	2.30
value pack	535	1.95	2,102	1.70	5,398	1.97
9-pc Combos						
drum-thigh-breast						
drum-thigh-wing						
IQF						
B/S Breast	1,173	2.08	414	2.26	3,447	2.51
Tenders	290	3.48	751	2.86	1,459	2.64
Wings	140	2.34	612	2.75	1,228	2.37
Party Wings	512	2.57	134	2.30	415	2.38

This Week's Chicken Feature Highlights

Incentives to purchase take a tumble as the feature rate increases and mirrors activity similar to a year ago. In the whole bird section, bagged fryers double in features and bagged roasters reclaim their space in the circulars. Tenders and split breasts rise in offerings and prices for B/S breasts and value pack tenders are sure to lure in buyers. Most dark meat items retreat from ad space and value pack options push up prices. Frozen B/S breasts attract the most attention with increased features and decreased prices. Activity in the deli slows, but prepared foods of all types are still available. Specialty and organic increase in ad space.



All report information gathered from publicly available sources including store circulars, newspaper ads, and retailer websites.

^{1/} **Feature Rate:** the amount of sampled stores advertising any reported chicken item during the current week, expressed as a percentage of the total sample. ^{2/} **Activity Index:** a measure of the absolute frequency of feature activity equal to the total number of stores for each advertised chicken item (e.g., a retailer with 100 outlets featuring 3 chicken items has an activity index of 300). ^{3/} **Stores/Avg:** the total number of advertising outlets and the weighted average price weighted by the respective number of outlets. ^{4/} **Special Rate:** the percentage of sampled stores with a no-price promotion (e.g., buy 1, get 1 free, etc.)



USDA National Retail Report - Chicken

Advertised Prices for Chicken to Consumers at Major Retail Supermarket Outlets during the period of 09/11 thru 09/17.

(prices in dollars per pound, fresh tray-pack product unless otherwise noted)

Fri. Sep 11, 2020

	NORTHEAST U.S. (CT,DE,MA,MD,ME,NH,NJ,NY,PA,RI,VT)				SOUTHEAST U.S. (AL,FL,GA,MS,NC,SC,TN,VA,WV)				MIDWEST U.S. (IA,IL,IN,KY,MI,MN,ND,NE,OH,SD,WI)				
Feature Rate ^{1/}	89.5% of 5,500 sampled outlets				82.8% of 7,400 sampled outlets				85.1% of 6,100 sampled outlets				
Special Rate ^{4/}	10.7% of stores w/ no-price promotions				14.6% of stores w/ no-price promotions				0.4% of stores w/ no-price promotions				
Activity Index ^{2/}	Activity Index = 7,622				Activity Index = 6,621				Activity Index = 6,674				
WHOLE BIRD:	Price Range	Stores	Wtd Avg		Price Range	Stores	Wtd Avg		Price Range	Stores	Wtd Avg		
			4/				4/				4/		
bagged fryer	0.99 - 1.99	206	1.30		0.88 - 0.99	255	0.98		0.77 - 1.29	353	1.02		
cut-up fryers	2.49	64	2.49		1.39	100	1.39		1.19	43	1.19		
bagged roaster	0.88 - 1.29	612	1.12										
Cornish (frs/frz)													
PARTS:	Processor Brand	Store Brand	Stores	Wtd Avg	Processor Brand	Store Brand	Stores	Wtd Avg	Processor Brand	Store Brand	Stores	Wtd Avg	
Bnls/Sknls Breast													
regular pack		1.99 - 2.00	187	1.99		0.99 - 1.88	49	1.17		2.99 - 3.88	182	3.71	
value pack	1.99 - 2.99	1.58 - 3.49	1,486	2.22		1.79 - 2.99	357	1.99	1.99	0.99 - 2.99	794	1.92	
thin sliced	3.53	2.99 - 3.49	241	3.37						2.99	43	2.99	
marinated										3.99	33	3.99	
Breast Tenders													
regular pack	2.49	3.99	368	3.59						3.99	215	3.99	
value pack		1.99	339	1.99		1.99	357	1.99		1.99	643	1.99	
Split, bn-in Breast													
regular pack		1.99	212	1.99		0.98 - 1.99	1,159	1.97		1.99	39	1.99	
value pack		1.99	64	1.99		0.99 - 1.99	1,242	1.90	1.69	0.88 - 0.99	148	1.40	
Whole Wings	2.79		69	2.79		2.99	83	2.99		3.99	46	3.99	
Leg Quarters													
tray pack		0.49 - 0.99	233	0.72	0.39		17	0.39		0.59 - 0.99	120	0.95	
bagged	0.39 - 0.69	0.49	128	0.64	0.39	0.49 - 0.50	241	0.49	0.29 - 0.39	0.39 - 0.99	306	0.52	
Legs	0.99	0.99	230	0.99						0.69	12	0.69	
Thighs													
regular pack		0.99 - 1.29	144	1.16		0.88 - 1.29	995	1.28					
value pack	0.99 - 1.29	0.99 - 1.29	949	1.19	0.99	0.89 - 1.29	149	1.14	0.77 - 1.19	0.69 - 0.99	1,206	0.84	
Drumsticks													
regular pack		0.99 - 1.29	144	1.16		0.88 - 1.29	995	1.28					
value pack	0.99 - 1.29	0.99 - 1.29	943	1.17	0.99 - 1.49	0.89 - 1.29	189	1.19	0.77 - 1.19	0.69 - 0.99	1,261	0.83	
Bnls/Sknls Thighs													
regular pack									2.49 - 2.59	1.99	124	2.39	
value pack	2.79	1.69 - 2.49	351	2.18	1.19		35	1.19	2.99	0.99 - 1.49	66	1.38	
9-pc Combos													
drum-thigh-breast													
drum-thigh-wing													
IF	B/S Breast	2.00	1.79	216	1.99	1.99	1.79 - 2.33	121	2.00	2.00 - 2.00	1.99 - 2.67	813	2.12
	Tenders					2.40 - 3.99		277	3.55		1.99	11	1.99
	Wings	2.49		97	2.49	3.99			3.99		2.00	43	2.00
	Party Wings		2.29 - 2.50	339	2.46						2.80	173	2.80

Source: USDA Livestock, Poultry, & Grain Market News;

<http://www.ams.usda.gov/market-news/livestock-poultry-grain;>

(404) 562-5850

Email: Atlanta.lpgmn@ams.usda.gov



USDA National Retail Report - Chicken

Advertised Prices for Chicken to Consumers at Major Retail Supermarket Outlets during the period of 09/11 thru 09/17.

(prices in dollars per pound, fresh tray-pack product unless otherwise noted)

Fri. Sep 11, 2020

	SOUTH CENTRAL U.S. (AR,CO,KS,LA,MO,NM,OK,TX)				SOUTHWEST U.S. (AZ,CA,NV,UT)				NORTHWEST U.S. (ID,MT,OR,WA,WY)				
Feature Rate ^{1/}	83.7% of 4,900 sampled outlets				75.1% of 3,800 sampled outlets				80.8% of 1,300 sampled outlets				
Special Rate ^{4/}	0.5% of stores w/ no-price promotions				3.4% of stores w/ no-price promotions				0.8% of stores w/ no-price promotions				
Activity Index ^{2/}	Activity Index = 3,351				Activity Index = 974				Activity Index = 1,598				
WHOLE BIRD:	Price Range	Stores	Wtd Avg		Price Range	Stores	Wtd Avg		Price Range	Stores	Wtd Avg		
			4/				4/				4/		
bagged fryer	0.87 - 1.00	312	0.91		0.77 - 1.99	81	1.02		1.29 - 1.49	26	1.41		
cut-up fryer	1.48	12	1.48		0.79	10	0.79						
bagged roaster	1.48	17	1.48										
Cornish (frs/frz)					2.49	13	2.49						
PARTS:	Processor Brand	Store Brand	Stores	Wtd Avg	Processor Brand	Store Brand	Stores	Wtd Avg	Processor Brand	Store Brand	Stores	Wtd Avg	
Bnls/Sknls Breast													
regular pack		1.97	510	1.97		1.79	50	1.79		2.99	682	2.99	
value pack	2.29	0.87 - 2.79	395	1.66		1.49 - 2.49	117	1.63		1.67 - 1.99	700	1.68	
thin sliced						2.49 - 2.99	65	2.57					
marinated		1.59 - 3.99	118	2.11									
Breast Tenders													
regular pack		2.99 - 3.69	38	3.28									
value pack		1.99	255	1.99		1.97 - 1.99	162	1.97		2.99	43	2.99	
Split, bn-in Breast													
regular pack	2.19	0.99	25	1.52						1.99	10	1.99	
value pack	0.99	0.79 - 0.88	205	0.98						1.48	26	1.48	
Whole Wings													
Leg Quarters													
tray pack		0.98 - 0.99	38	0.99		0.59	50	0.59					
bagged		0.39 - 0.59	143	0.50		0.60	30	0.60					
Legs						3.49	10	3.49					
Thighs													
regular pack		3.48	17	3.48									
value pack	0.99	0.69 - 1.18	308	0.99		0.77	109	0.77		1.28 - 1.29	26	1.29	
Drumsticks													
regular pack						0.99 - 1.29	24	1.13					
value pack	0.99	0.39 - 1.18	401	0.83		0.77 - 0.99	210	0.87		0.95 - 1.29	26	1.15	
Bnls/Sknls Thighs													
regular pack		1.97 - 2.69	512	1.97		2.69	32	2.69		2.49	2.69	7	2.58
value pack		1.29	31	1.29		1.99	11	1.99		1.98 - 2.29	41	2.06	
9-pc Combos													
drum-thigh-breast													
drum-thigh-wing													
Party Wings													
B/S Breast		1.59	12	1.59						1.98	11	1.98	
Tenders		1.99	2	1.99									
Wings													
Party Wings													



USDA National Retail Report - Chicken

Advertised Prices for Chicken to Consumers at Major Retail Supermarket Outlets during the period of 09/11 thru 09/17.

(prices in dollars per pound, fresh tray-pack product unless otherwise noted)

Fri. Sep 11, 2020

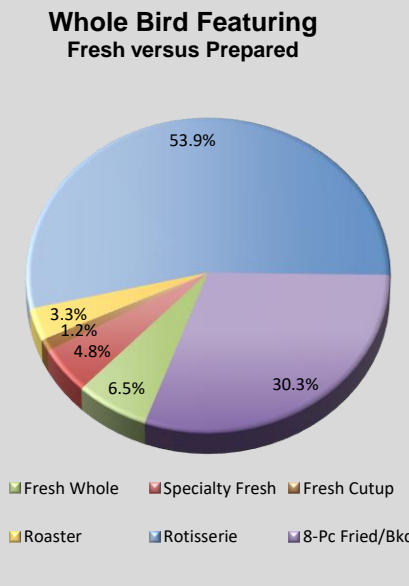
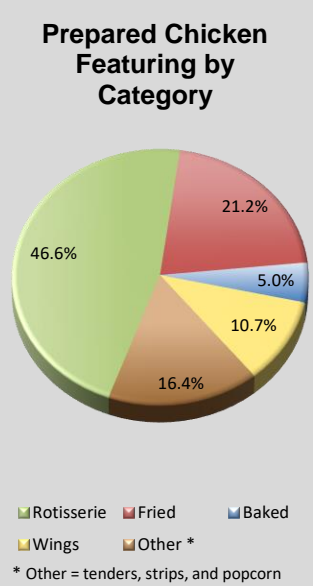
		ALASKA (AK)				HAWAII (HI)					
Feature Rate ^{1/}		42.0% of 100 sampled outlets				28.6% of 100 sampled outlets					
Special Rate ^{4/}		0.0% of stores w/ no-price promotions				0.0% of stores w/ no-price promotions					
Activity Index ^{2/}		Activity Index = 32				Activity Index = 60					
WHOLE BIRD:		Price Range	Stores	Wtd Avg	Price Range	Stores	Wtd Avg				
				4/			4/				
bagged fryer											
cut-up fryer											
bagged roaster											
Cornish (frs/frz)											
PARTS:		Processor Brand	Store Brand	Stores	Wtd Avg	Processor Brand	Store Brand	Stores	Wtd Avg		
Bnls/Sknls Breast											
regular pack			2.98	4	2.98						
value pack			2.49 - 3.49	13	2.64						
thin sliced											
marinated											
Breast Tenders											
regular pack			3.49	2	3.49						
value pack											
Split, bn-in Breast											
regular pack											
value pack											
Whole Wings											
Leg Quarters											
tray pack							1.49	20	1.49		
bagged											
Legs											
Thighs											
regular pack							1.49	20	1.49		
value pack											
Drumsticks											
regular pack							1.49	20	1.49		
value pack											
Bnls/Sknls Thighs											
regular pack		2.99	3.49	13	3.07						
value pack											
9-pc Combos											
drum-thigh-breast											
drum-thigh-wing											
ID	B/S Breast Tenders Wings Party Wings										



USDA National Retail Report - Chicken
Advertised Prices for Chicken to Consumers at Major Retail Supermarket Outlets during the period of 09/11 thru 09/17.
 (prices in dollars per unit or per pound unless otherwise noted)

Fri. Sep 11, 2020

PREPARED FOODS NATIONAL SUMMARY																				
			THIS WEEK		LAST WEEK		LAST YEAR													
Feature Rate ^{1/}			49.4% of 29,200 outlets		53.3% of 29,200 outlets		46.9% of 29,200 outlets		NORTHEAST U.S.			SOUTHEAST U.S.			MIDWEST U.S.			SOUTH CENTRAL U.S.		
Activity Index ^{2/}			22,003		23,987		23,217		Activity Index = 3,619			Activity Index = 4,712			Activity Index = 5,307			Activity Index = 3,722		
			Stores	Wtd Avg	Stores	Wtd Avg	Stores	Wtd Avg	price range	stores	wtd avg	price range	stores	wtd avg	price range	stores	wtd avg	price range	stores	wtd avg
ROTISSERIE:																				
Whole Bird																				
< 2 lbs.			8,964	5.06	7,618	4.98	3,891	6.39	4.50 - 6.99	1,413	5.09	4.50 - 6.99	3,372	5.43	4.50 - 5.99	1,447	4.72	4.50 - 6.98	2,067	
2.1-3.0 lbs.			1,297	7.27	651	6.89	1,181	9.48	4.97	73	4.97	5.00	37	5.00	5.00 - 8.00	798	7.79	5.99 - 6.00	61	
Whole Breast																				
Leg Quarter					24	3.29	288	3.99												
FRIED & BAKED:																				
Fried 8-Piece Mix			4,300	5.69	6,594	6.43	2,850	6.92	7.49 - 7.99	165	7.68	5.00 - 7.99	470	5.07	3.99 - 10.99	1,494	5.52	5.00 - 8.00	645	
Baked 8-Piece Mix			1,104	6.82	2,347	5.77	1,046	6.98							5.99 - 10.99	253	7.39	8.00	13	
F/B 8-Piece Dark			77	4.99	559	5.28	737	6.32				4.99	77	4.99						
F/B 12-Piece			110	11.05	697	12.10	92	11.64				11.99	30	11.99	9.99 - 12.00	68	10.29	12.99	12	
Bulk Pack (\$/piece)			184	0.67	159	0.83	74	1.01				0.62	77	0.62				0.70	107	
Wings: bone-in																				
boneless			2,009	5.69	2,577	7.23	5,718	5.98	3.49 - 9.99	1,414	5.75	4.99 - 5.00	131	4.99	4.99 - 6.99	100	5.91	4.99 - 5.00	136	
			351	6.96	961	6.81	5,246	6.01	9.99	77	9.99	3.33 - 4.99	32	4.13	3.99	11	3.99	3.99 - 4.99	112	
Tenders																				
Strips			3,464	6.51	1,754	6.45	1,939	6.31	6.99	477	6.99	6.99	486	6.99	4.00 - 7.99	1,136	5.96	4.99 - 6.99	543	
Popcorn			119	6.99			109	5.99												24
			24	5.99	46	6.99	46	6.99												
			SOUTHWEST U.S.			NORTHWEST U.S.			ALASKA			HAWAII								
Feature Rate ^{1/}			48.1% of 3,800 sampled outlets			79.9% of 1,300 sampled outlets			32.0% of 100 sampled outlets			28.6% of 100 sampled c								
Activity Index ^{2/}			Activity Index = 2,847			Activity Index = 1,716			Activity Index = 32			Activity Index = 50								
			price range	stores	wtd avg	price range	stores	wtd avg	price range	stores	wtd avg	price range	stores	wtd avg						
ROTISSERIE:																				
Whole Bird																				
< 2 lbs.			4.50	468	4.50	4.50	157	4.50	4.50	10	4.50	4.50	10	4.50	4.50 - 5.00	30				
2.1-3.0 lbs.			4.97 - 7.99	308	6.73										10.99	20				
Whole Breast																				
Leg Quarter																				
FRIED & BAKED:																				
Fried 8-Piece Mix			4.97 - 5.59	785	5.00	0.59 - 7.99	741	6.91												
Baked 8-Piece Mix			4.97 - 5.59	140	5.02	5.59 - 6.99	698	6.96												
F/B 8-Piece Dark																				
F/B 12-Piece																				
Bulk Pack (\$/piece)																				
Wings: bone-in																				
boneless			3.99 - 7.98	228	6.07															
			7.98	119	7.98															
Tenders																				
Strips			5.99	680	5.99	5.99 - 8.99	120	8.89	5.49 - 8.99	22	7.24									
Popcorn			6.99	119	6.99															



Source: USDA Livestock, Poultry, & Grain Market News;
<http://www.ams.usda.gov/market-news/livestock-poultry-grain>;

(404) 562-5850
 Email: Atlanta.lpgmn@ams.usda.gov

Notes:

I.S.
outlets
20
wtd avg
4.83
6.00
5.48
8.00
12.99
0.70
4.99
4.88
6.93
5.99
outlets
1
wtd avg
4.83
10.99



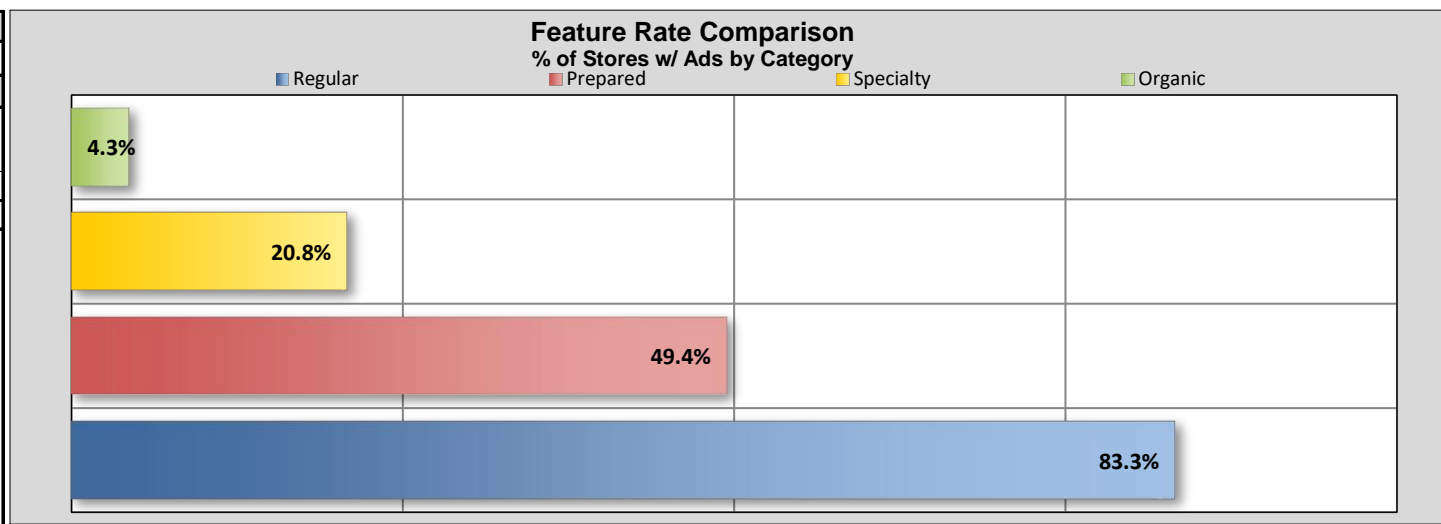
USDA National Retail Report - Chicken

Fri. Sep 11, 2020

Advertised Prices for Chicken to Consumers at Major Retail Supermarket Outlets during the period of 09/11 thru 09/17.

(prices in dollars per pound, fresh tray-pack product unless otherwise noted)

	NATIONAL SUMMARY					
	SPECIALTY CHICKEN					
	THIS WEEK		LAST WEEK		LAST YEAR	
Feature Rate ^{1/}	20.8% of 29,200 outlets		16.9% of 29,200 outlets		23.2% of 29,200 outlets	
Activity Index ^{2/}	13,356		10,499		12,342	
	Stores	Wtd Avg	Stores	Wtd Avg	Stores	Wtd Avg
Whole Fryer	911	1.55	806	1.48	926	1.52
Bnls/Sknls Breast	4,087	4.23	5,304	3.82	4,170	4.69
Breast Tenders	740	4.91	607	5.15	1,382	4.87
Split, bn-in Breast	413	2.35	136	1.74	1,258	1.75
Whole Wings	198	2.82	333	2.97	792	2.98
Leg Quarters	768	0.91	177	1.12	450	1.13
Legs	88	2.47	93	0.99	136	2.81
Thighs	2,028	1.56	1,339	1.72	1,033	1.33
Drumsticks	1,808	1.52	1,200	1.73	1,298	1.45
B/S Thighs	2,315	3.10	504	3.20	897	3.55



SPECIALTY	NORTHEAST U.S.			SOUTHEAST U.S.			MIDWEST U.S.			SOUTH CENTRAL U.S.			SOUTHWEST U.S.			NORTHWEST U.S.		
Feature Rate ^{1/}	31.0% of 5,500 sampled outlets			14.3% of 7,400 sampled outlets			14.9% of 6,100 sampled outlets			24.3% of 4,900 sampled outlets			28.3% of 3,800 sampled outlets			7.3% of 1,300 sampled outlets		
Activity Index ^{2/}	Activity Index = 5,085			Activity Index = 3,728			Activity Index = 1,086			Activity Index = 1,789			Activity Index = 1,430			Activity Index = 188		
	price range	stores	wtd avg	price range	stores	wtd avg	price range	stores	wtd avg	price range	stores	wtd avg	price range	stores	wtd avg	price range	stores	wtd avg
Whole Fryer	2.49	68	2.49	1.38	200	1.38	0.99 - 1.99	182	1.53	0.99 - 1.87	117	1.22	1.29 - 1.49	305	1.47	1.99 - 2.99	39	2.45
Bnls/Sknls Breast	1.99 - 6.99	1,382	4.30	2.28 - 5.49	940	4.15	1.99 - 4.99	414	3.17	0.99 - 5.00	757	4.61	2.99 - 4.99	544	4.47	2.79	15	2.79
Breast Tenders	4.29 - 5.99	588	5.23	2.48	67	2.48	3.59	11	3.59	5.71	24	5.71	4.99	35	4.99	2.79	15	2.79
Split, bn-in Breast	1.29 - 2.99	323	2.14	1.29 - 4.99	40	3.70	4.99	5	4.99	1.67 - 4.99	43	2.21				4.99	2	4.99
Whole Wings				2.48 - 2.99	198	2.82												
Leg Quarters	0.99 - 1.49	196	1.23	0.58 - 0.80	398	0.70	1.19	55	1.19				0.97	119	0.97			
Legs	2.49	77	2.49				2.29	11	2.29									
Thighs	1.19 - 2.49	904	1.80	0.98 - 1.69	279	1.33	0.99 - 2.99	189	1.35	0.99 - 4.00	424	1.28	0.97 - 2.19	154	1.25	1.39 - 2.99	78	2.19
Drumsticks	1.19 - 2.49	904	1.80	0.98 - 1.69	148	1.37	0.99 - 1.59	174	1.21	0.99 - 4.00	424	1.26	0.97	119	0.97	1.39	39	1.39
B/S Thighs	2.99 - 3.99	643	3.25	2.48 - 3.99	1,458	2.98	3.49 - 3.99	45	3.61				2.98 - 4.99	154	3.44			
SPECIALTY	ALASKA			HAWAII														
Feature Rate ^{1/}	0.0% of 100 sampled outlets			0.0% of 100 sampled outlets														
Activity Index ^{2/}	Activity Index = 30			Activity Index = 20														
	price range	stores	wtd avg	price range	stores	wtd avg												
Whole Fryer																		
Bnls/Sknls Breast	3.99	15	3.99	5.99	20	5.99												
Breast Tenders																		
Split, bn-in Breast																		
Whole Wings																		
Leg Quarters																		
Legs																		
Thighs																		
Drumsticks																		
B/S Thighs	3.99	15	3.99															

Specialty products are produced from chickens raised on an all vegetable diet without antibiotics and are minimally processed. USDA Certified Organic are products grown and processed according to USDA's national organic standards and certified by USDA-accredited State and private certification organizations. For more information, visit <http://www.ams.usda.gov/nop/>.



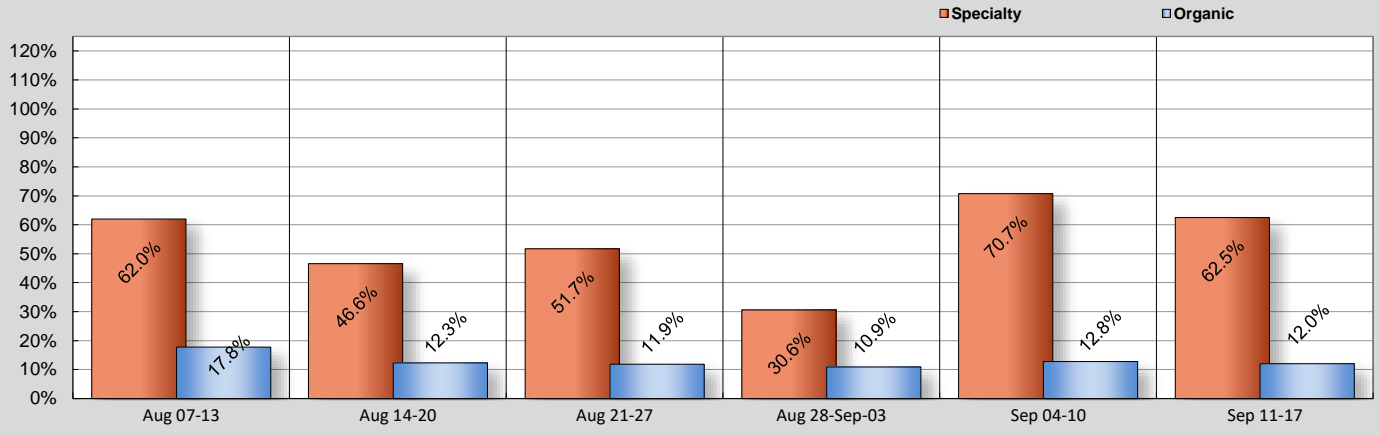
USDA National Retail Report - Chicken

Advertised Prices for Chicken to Consumers at Major Retail Supermarket Outlets during the period of 09/11 thru 09/17.

(prices in dollars per pound, fresh tray-pack product unless otherwise noted)

	NATIONAL SUMMARY					
	USDA ORGANIC CHICKEN					
	THIS WEEK		LAST WEEK		LAST YEAR	
Feature Rate ^{1/}	4.3% of 29,200 outlets		3.9% of 29,200 outlets		15.5% of 29,200 outlets	
Activity Index ^{2/}	2,284		1,847		7,215	
	Stores	Wtd Avg	Stores	Wtd Avg	Stores	Wtd Avg
Whole Fryer	635	3.14	710	3.46	1,023	2.98
Bnls/Sknls Breast	861	8.09	601	7.22	3,703	7.62
Breast Tenders	87	9.42			1,854	7.16
Split, bn-in Breast						
Whole Wings						
Leg Quarters	--	--	--	--	--	--
Legs						
Thighs	126	4.06			352	6.13
Drumsticks	126	3.55	180	2.85	139	3.08
B/S Thighs	449	5.75	356	6.20	144	5.66

% of Stores Featuring Specialty/Organic Chicken vs. Regular Product⁵



^{5/} % = total store count for Specialty items/by total store count for the same set of regular items.

ORGANIC	NORTHEAST U.S.		SOUTHEAST U.S.		MIDWEST U.S.		SOUTH CENTRAL U.S.		SOUTHWEST U.S.		NORTHWEST U.S.	
		17.8% of 5,500 sampled outlets Activity Index = 2,025		0.6% of 7,400 sampled outlets Activity Index = 44		0.0% of 6,100 sampled outlets Activity Index = 0		0.0% of 4,900 sampled outlets Activity Index = 0		5.8% of 3,800 sampled outlets Activity Index = 194		1.6% of 1,300 sampled outlets Activity Index = 21
Whole Fryer	2.49 - 3.69	589 3.19							2.99 25 2.99		1.99 21 1.99	
Bnls/Sknls Breast	7.39 - 9.99	673 8.12	7.99 44 7.99					7.99 144 7.99				
Breast Tenders	9.99	62 9.99						7.99 25 7.99				
Split, bn-in Breast												
Whole Wings												
Legs												
Thighs	2.99 - 5.09	126 4.06										
Drumsticks	2.99 - 4.09	126 3.55										
B/S Thighs	3.99 - 6.49	449 5.75										
ORGANIC	ALASKA		HAWAII									
	0.0% of 100 sampled outlets Activity Index = 0		0.0% of 100 sampled outlets Activity Index = 0									
Whole Fryer												
Bnls/Sknls Breast												
Breast Tenders												
Split, bn-in Breast												
Whole Wings												
Legs												
Thighs												
Drumsticks												
B/S Thighs												

Specialty products are produced from chickens raised on an all vegetable diet without antibiotics and are minimally processed. USDA Certified Organic are products grown and processed according to USDA's national organic standards and certified by USDA-accredited State and private certification organizations. For more information, visit <http://www.ams.usda.gov/nop/>.