



# Specialty Crops Market News Division

## U.S. Mexico Canada Agreement

### Seasonal Perishable Products Weekly Update

Agricultural Marketing Service

Issued Weekly

Wednesday, July 16, 2025

This report provides trend analysis of the volume and prices of Seasonal Perishable commodities. Volume represents the current week, and prices represent open (spot) market sales by first handlers on products of generally good quality and condition unless otherwise stated and may include promotional allowances or other incentives. The charts provide graphic representation of the volume and prices of the major commodities this week based on seasonal volume.

**Agricultural Weather Outlook**, provided by Brad Rippey, Agricultural Meteorologist, USDA/OCE/WAOB July 16, 2025: The National Hurricane Center indicates there is still a chance that a westbound disturbance over the eastern Gulf Coast region will become a tropical cyclone. Regardless of development, heavy showers—totaling 4 to 8 inches or more—should occur over the next several days in portions of the central Gulf Coast States, as the system turns northward and moves inland. Meanwhile, an energetic cold front will move southward, reaching the central Plains, Ohio Valley, and middle Atlantic States before stalling. Thunderstorms in the vicinity of the front could result in rainfall totaling 1 to 3 inches or more. Farther west, spotty showers will affect the Four Corners States and neighboring areas, while much of California, the Great Basin, and the Northwest will remain hot and dry during the next 5 days. The NWS 6- to 10-day outlook for July 21–25 calls for the likelihood of near-or below-normal temperatures across the Far West and much of the nation's northern tier, while hotter-than-normal weather will prevail in from the Four Corners States to the Atlantic Coast. Meanwhile, near-or below-normal rainfall in most areas from Oregon and California into the south-central U.S. should contrast with wetter-than-normal conditions across much of the northern U.S. and east of the Mississippi River.

**Asparagus** movement from Mexico crossings through Arizona, California and Texas is expected to remain about the same. Trading early was moderate, late is slow. Prices are lower. 11-pound cartons/crates bunched large are mostly 18.75-20.75, standard are mostly 14.75-16.75. Extra services are included. Some sales are booked open with prices to be established later. Prices represent a few new spot market sales. Movement of Peru imports through Southern California ports of entry is expected to remain about the same. Trading is moderate. Prices are slightly higher. 11-pound cartons bunched jumbo are 34.00-36.75, extra-large are mostly 28.00-30.00, large are 22.00-22.95, and standard are mostly 20.00.

**Avocado** movement from Mexico Crossings through Texas is expected to remain about the same. Trading 32-40s are fairly slow, others are fairly active. Prices of conventional 36-40s and organic 48s are lower, conventional 60-84s are higher, others are generally unchanged. Hass cartons 2 layers 32s are 52.25-54.25, 36s are 49.25-51.25, 40s are mostly 44.25-46.25, 48s are mostly 42.25-45.25, 60s are mostly 41.25-43.25, 70s are mostly 36.25-38.25, and 84s are mostly 26.25-28.25; organic 48s are 70.25, 60s are 62.25-64.25, 70s are mostly 42.25-44.25. Extra services are included. Movement of Peru imports through Philadelphia and New York area ports of entry is expected to remain about the same. Trading is moderate. Prices are slightly higher. Hass cartons 2 layers 40s are mostly 32.00-34.00, 48-60s are mostly 30.00-32.00, and 70s are mostly 28.00-30.00. Movement from South District California is expected to decrease slightly. Trading is moderate. Prices of conventional 60-84s and Organic 70s are higher, conventional 32-48s are lower, others are generally unchanged. Hass carton 2 layers 32-36s are mostly 58.25-60.25, 40-48s are mostly 55.25-57.25, 60s are mostly 47.25-49.25, 70s are mostly 37.25-39.25, and 84s are 27.25-28.25; organic 48s are mostly 80.25-82.25, 60s are mostly 66.25, and 70s are 46.25. Extra services are included.

For more information on:

- [Shipping Point Report Details](#)
- [Movement Report Details](#)
- [Generating Custom Reports](#)

For assistance please contact: [Abbie.Hannon@usda.gov](mailto:Abbie.Hannon@usda.gov)

<https://mymarketnews.ams.usda.gov>

**Blueberry** movement from Oregon and Washington is expected to remain about the same. Trading is fairly active. Prices are generally unchanged. Flats 12 6-oz cups with lids are mostly 14.00-16.00, flats 12 1-pint cups with lids are mostly 19.00-21.00; organic flats 12 6-oz cups with lids are mostly 17.00-19.00, 12 1-pint cups with lids are mostly 26.00-29.00. Quality and condition are good. Price includes palletizing and cooling. Many present shipments represent previous commitments and/or prior bookings. Movement of Peru imports through Miami, Philadelphia and New York area ports of entry is expected to increase as the season begins. Current supplies are in too few hands to establish a market. Movement of Chile imports through Philadelphia area port of entry is expected to decrease as the season comes to an end. Supplies are in too few hands to establish a market. Movement from British Columbia, Canada through Northwest Washington is expected to increase seasonally. Trading is moderate. Prices of Canada One flats 12 1-pint cups with lids medium-large are mostly 18.00-20.00.

**Cucumber** movement from Mexico crossings through Otay Mesa, California is expected to remain about the same. Trading early was moderate, late is fairly slow. Prices of 36s are lower; others are slightly lower. 1 1/9-bushel cartons medium are mostly 14.00-15.00, large are mostly 13.00-14.00, fair quality are mostly 12.00. Cartons 36s are mostly 8.00. Quality is generally good. Movement from Mexico crossings through Texas is expected to decrease. Trading of large is fairly active, medium is moderate. Prices of medium are lower, and large is slightly higher. 1 1/9-bushel cartons medium are mostly 17.95-18.95, fair quality are mostly 14.95-15.95, ordinary quality are mostly 8.95-9.95, large are mostly 20.95-22.95. Quality and condition are variable. Many present shipments are from prior bookings and/or previous commitments.

**Bell Pepper** harvest in San Joaquin Valley, California is expected to begin the week of July 20. Quality is expected to be generally good. The first F.O.B. report is expected to be issued the week of July 27.

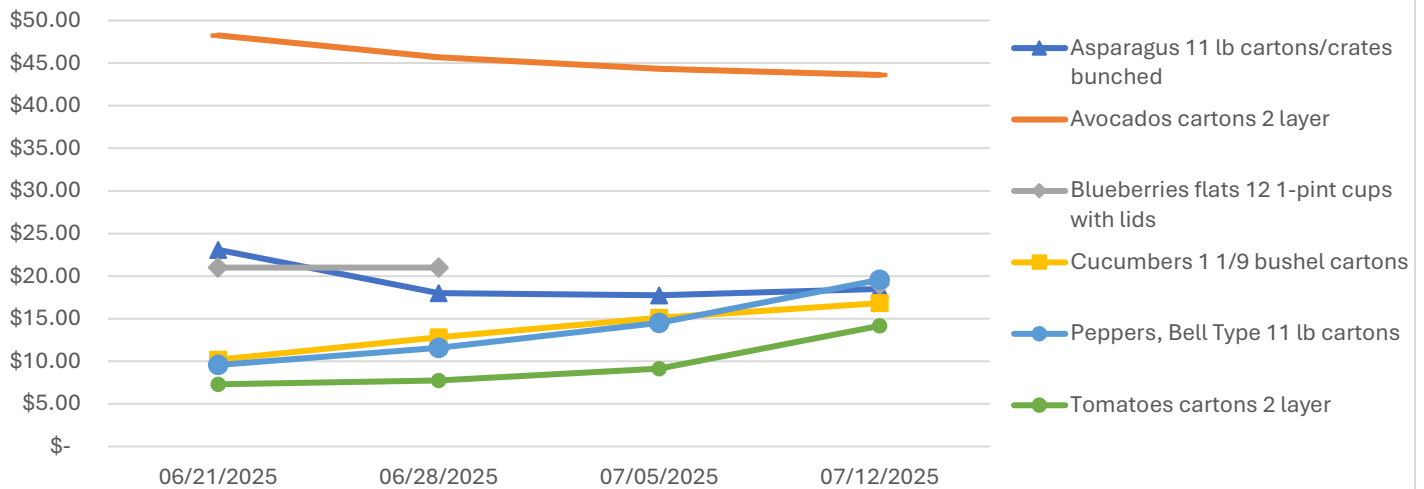
**Tomato** movement from Central District, California is expected to remain about the same. Trading is active. Prices are generally unchanged. 25-pound cartons loose Mature Greens extra-large, large and medium are 8.35. Quality is generally good. Movement from Mexico crossings through Texas is expected to remain about the same. Trading is moderate. Prices of 4x4-5x5s are slightly higher, 5x6s are generally unchanged; 4x4-4x5 sizes are slightly higher, 5x5-5x6 sizes are much higher. Vine Ripes cartons 2-layer 4x4-4x5s are mostly 13.95-14.95, 5x5s are mostly 11.95-12.95, 5x6s are mostly 10.95-11.95; 25-pound cartons loose 4x4-4x5 sizes are mostly 14.95-15.95, 5x5 size are mostly 12.95-13.95, 5x6 sizes are mostly 11.95-12.95. Quality is generally good. Movement from Mexico crossings through Otay Mesa, California is expected to remain about the same. Trading is active. Prices are much higher. Vine Ripes cartons 2-layer 4x4-4x5s are mostly 16.00-17.00, 5x5-5x6s are mostly 14.00-15.00. Quality is generally good. Most present shipments are from prior bookings and/or previous commitments.

The following table provides a four-week price trend of the highest traded commodities this week.

**Four-Week Price Trend in U.S. Dollars**

commodity	package	06/21/2025	06/28/2025	07/05/2025	07/12/2025
Asparagus	11 lb. cartons/crates bunched	\$ 23.08	\$ 18.00	\$ 17.75	\$ 18.50
Avocados	cartons 2 layer	\$ 48.25	\$ 45.68	\$ 44.32	\$ 43.61
Blueberries	flats 12 1-pint cups with lids	\$ 21.00	\$ 21.00		\$ 19.00
Cucumbers	1 1/9-bushel cartons	\$ 10.19	\$ 12.83	\$ 15.11	\$ 16.83
Peppers, Bell Type	11 lb. cartons	\$ 9.57	\$ 11.57	\$ 14.50	\$ 19.57
Tomatoes	cartons 2 layer	\$ 7.30	\$ 7.73	\$ 9.14	\$ 14.16

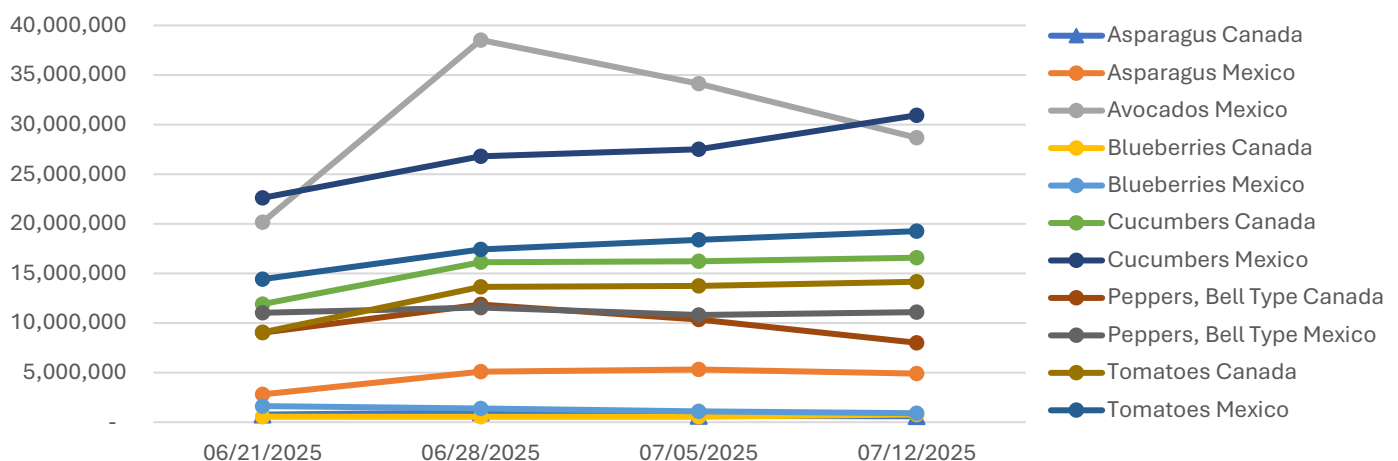
## USMCA: COMMODITY PRICE TRENDS



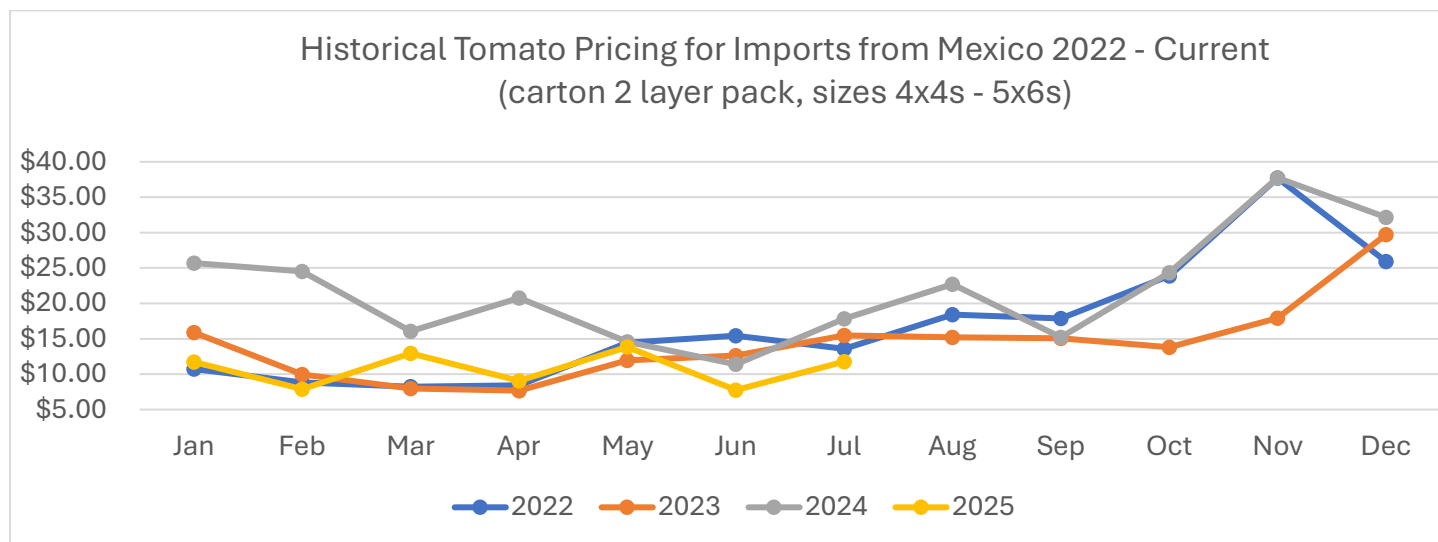
## Four-Week Movement in Pounds

commodity	origin	06/21/2025	06/28/2025	07/05/2025	07/12/2025
Asparagus	Canada	761,317	980,695	632,285	598,318
	Mexico	2,805,074	5,098,462	5,312,482	4,885,291
Avocados	Mexico	20,163,360	38,527,272	34,137,309	28,682,953
Blueberries	Canada	550,388	552,018	558,207	779,220
	Mexico	1,623,266	1,388,405	1,094,043	904,874
Cucumbers	Canada	11,907,769	16,118,196	16,207,341	16,580,535
	Mexico	22,618,293	26,809,076	27,512,092	30,943,622
Peppers, Bell Type	Canada	9,022,681	11,857,004	10,348,365	8,009,267
	Mexico	11,021,662	11,561,037	10,806,408	11,080,664
Tomatoes	Canada	9,059,092	13,639,276	13,750,109	14,156,318
	Mexico	14,422,234	17,400,385	18,388,122	19,260,821

## USMCA: COMMODITY MOVEMENT TRENDS



The following chart, *Historical Tomato Pricing for Imports from Mexico*, is a four-year view of Mexican tomato prices at shipping point. Tomatoes are shown as they are the most consistently traded year-round. They have the highest volume of product moving between the U.S., Mexico, and Canada, along with a high level of market coverage of tomatoes by USDA Market News.



To be regarded as "seasonal and perishable," agricultural products must meet the following conditions: (1) the products are fresh or chilled products falling under the following HS2002 tariff codes: 0701, 0702, 0703, 0704, 0705, 0706, 0707, 0708, 0709, 0803, 0804, 0805, 0806, 0807, 0808, 0809, 0810; (2) the products are marketed in raw form for consumption without "further processing" ("further processing" refers to e.g. crushing, juicing, canning, or any other process that transforms the product from its raw form); and (3) the products normally are marketed within eight weeks after harvesting.

For information on the remaining Seasonal and Perishable commodities listed below please visit:

- Movement <https://mymarketnews.ams.usda.gov/general-resources/Specialty-Crops>
- Prices <https://mymarketnews.ams.usda.gov/general-resources/Specialty-Crops>

- Potatoes
- Tomatoes
- Onions, shallots, garlic, leeks, and other alliacious vegetables
- Cabbages, cauliflower, kohlrabi, kale, and similar edible brassicas
- Lettuce (*Lactuca sativa*) and chicory (*Cichorium* spp.)
- Carrots, turnips, salad beets (salad beetroot), salsify, celeriac, radishes, and similar edible roots
- Cucumbers, including gherkins
- Leguminous vegetables, shelled or unshelled
- Other vegetables, fresh or chilled: asparagus, eggplants, celery, mushrooms and truffles, peppers (*Capsicum* or of the genus *Pimenta*), spinach, artichokes, olives, pumpkins, squash, and gourds
- Bananas and plantains
- Dates, figs, pineapples, avocados, guavas, mangoes, and mangosteens
- Citrus fruit
- Grapes
- Melons (including watermelons) and papayas (papaws)
- Apples, pears, and quinces
- Apricots, cherries, peaches (including nectarines), plums (including prune plums) and sloes
- Other fruits: strawberries, raspberries, blackberries, mulberries, loganberries, black, white, or red currants and gooseberries (other than kiwifruit), cranberries, blueberries, and other fruits of the genus *Vaccinium*, kiwifruit, durians, persimmons
- Other berries; tamarinds