



# Specialty Crops Market News Division U.S. Mexico Canada Agreement Seasonal Perishable Products Weekly Update

Agricultural Marketing Service

Volume II – Number 13

Issued Weekly

Friday, May 7, 2021

## Update for Week of May 2-8, 2021

This report provides trend analysis of the volume and prices of Seasonal Perishable commodities. Volume represents current week and prices represent open (spot) market sales by first handlers on product of generally good quality and condition unless otherwise stated and may include promotional allowances or other incentives. The charts provide graphic representation of the volume and prices of the major commodities this week based on seasonal volume.

The common issues across the country remain the impact of the slow re-opening of restaurants and food service activities, the tight labor situation across multiple sectors, and the shortage of trucks and drivers. There remain issues for product by ocean, with delays in harbors at both ends of the supply chain. Sales on the wholesale markets to food service buyers are reported up, but still well below pandemic levels. The higher costs of trucking are directly impacting prices at shipping point and wholesale. With the decline in movement of ornamentals for Mother's Day, some relief in supplies is expected. Sales at retail remain strong across the country.

Movement of asparagus from Mexico crossing through Calexico, California and San Luis, Arizona is expected to decrease as most shippers from the Caborca region have finished for the season. Some shipments are being booked at previously committed prices. Movement of Peru asparagus is expected to increase this week and remain the same for next week. Trading was moderate with light supplies and higher prices. Truck shortages are hampering movement. Asparagus from Walla Walla District and Lower Yakima Valley Washington is expected to increase. Trading was slow early in the week and moderate late in the week. Movement from Central District California is expected to remain the same as supplies remain light. Most shipments are being booked at previously committed prices.

Movement of avocados from Mexico Crossing through Texas is expected to decrease with slow trading on larger sizes and moderate on others. Movement from the South District California is expected to increase. Lower prices are reported in response to increasing volumes, with moderate trading.

Cucumbers from Mexico crossing through Nogales, Arizona movement is expected about the same. Trading was moderate early in the week and fairly slow late in the week, and prices lower. Movement from Mexico crossing through Texas is expected about the same. Trading was moderate and prices much lower. Movement of cucumbers from Central and South Florida is expected to remain the same and prices are much lower. Movement from Mexico crossing through Otay Mesa is expected to increase seasonally. Supplies remain in too few hands to establish a market and prices are expected to be reported the week of May 9. Harvesting of cucumbers from South Georgia is expected to begin this weekend.

Movement of green bell peppers from Mexico crossing through Nogales, Arizona is expected to decrease seasonally. Trading early in the week was active and moderate later in the week, prices are higher. Movement from Mexico crossing through Texas is expected about the same. Trading was active and prices higher. Green bell peppers from

For more information on:

- [Shipping Point Report Details](#)
- [Movement Report Details](#)
- [Generating Custom Reports](#)

For assistance please contact: [jeff.main@usda.gov](mailto:jeff.main@usda.gov)

[Custom Average Tool \(CAT\) Graphing tool and aggregated data source.](#)

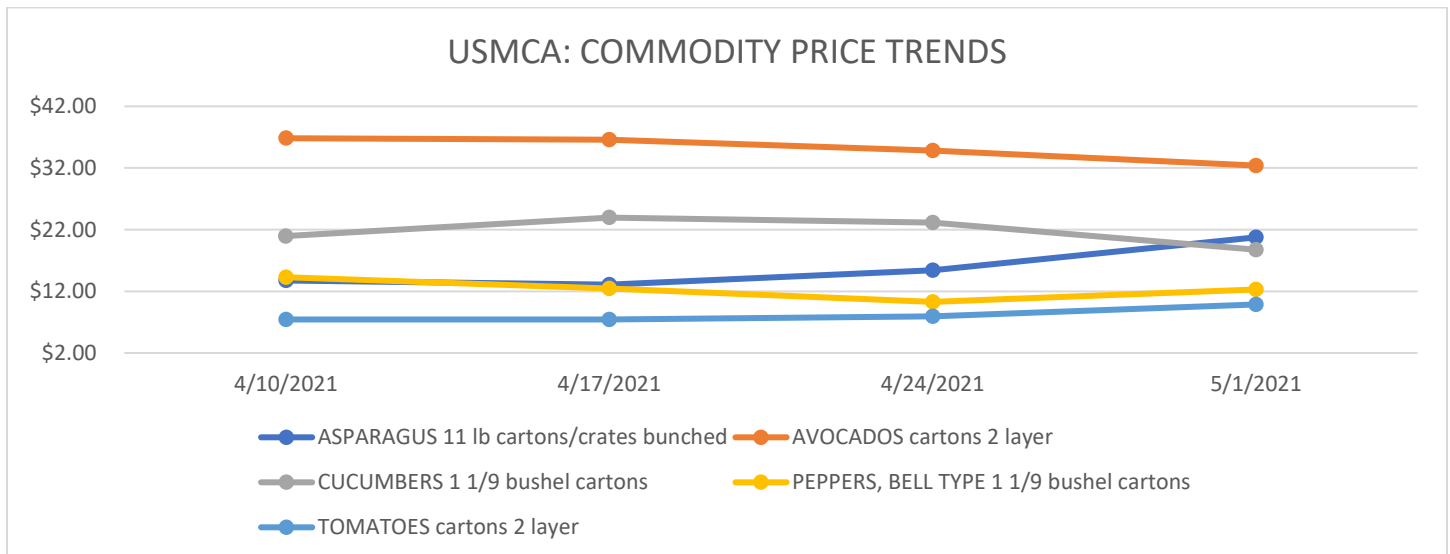
Central and South Florida movement is expected to decrease slightly. Trading was moderate and prices higher. Movement from Coachella Valley California is expected to increase seasonally. Trading early in the week was slower and active later, prices were higher.

Tomatoes from Mexico crossing through Texas movement is expected about the same with fairly slow trading early in the week and moderate later. Prices were slightly higher. Movement of tomatoes from Mexico crossing through Nogales, Arizona is expected to decrease seasonally. Supplies of larger size vine ripens are very light and prices are much higher. Movement from Central and South Florida is expected to increase with moderate trading reported. Tomatoes from Mexico crossing through Otay Mesa movement is expected to increase seasonally. Supplies are insufficient and in too few hands to establish a market. The first price report is expected the week of May 23.

The following table provides a four-week price trend of the highest traded commodities this week.

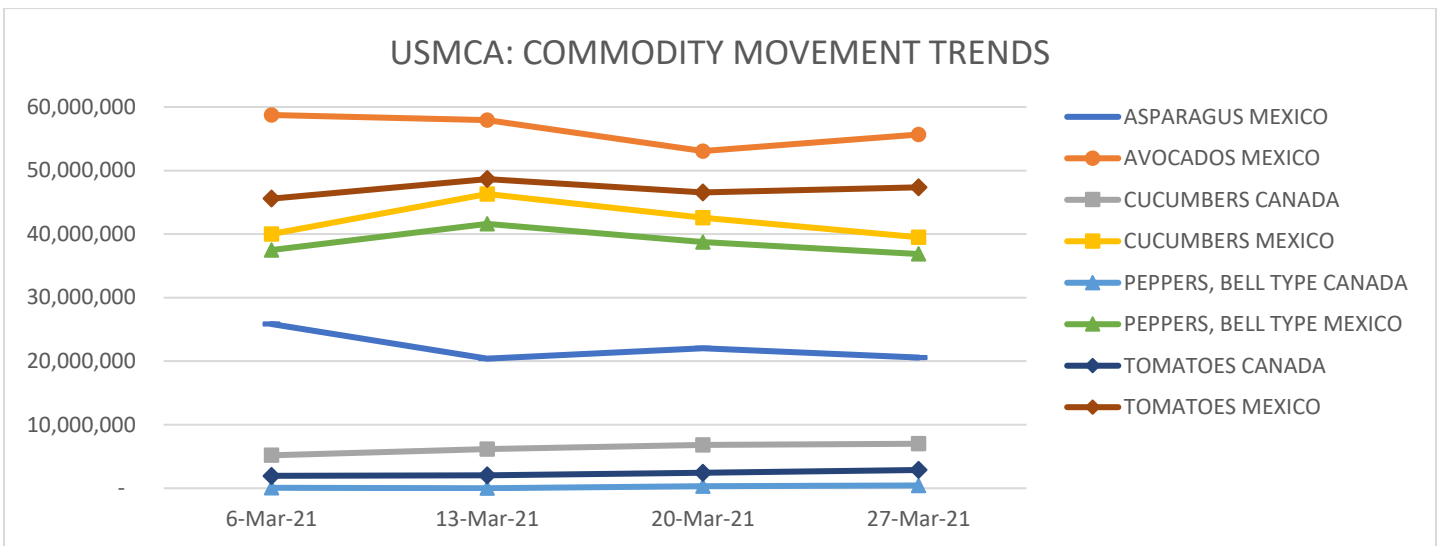
**Four Week Price Trend in U.S. Dollars**

Commodity	Package	4/10/2021	4/17/2021	4/24/2021	5/1/2021
ASPARAGUS	11 lb. cartons/crates bunched	\$ 13.75	\$ 13.08	\$ 15.42	\$ 20.75
AVOCADOS	cartons 2 layer	\$ 36.82	\$ 36.61	\$ 34.82	\$ 32.39
CUCUMBERS	1 1/9-bushel cartons	\$ 20.95	\$ 23.95	\$ 23.15	\$ 18.75
PEPPERS, BELL TYPE	1 1/9-bushel cartons	\$ 14.28	\$ 12.46	\$ 10.28	\$ 12.28
TOMATOES	cartons 2 layer	\$ 7.43	\$ 7.43	\$ 7.94	\$ 9.86

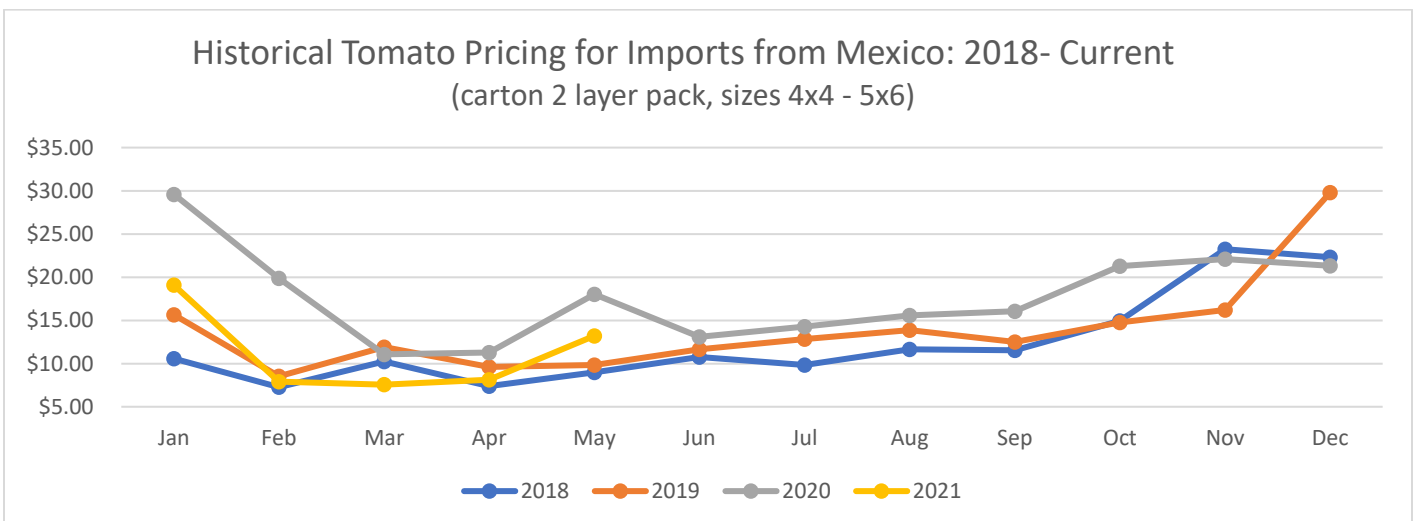


Four Week Movement in Pounds

COMMODITY	ORIGIN	6-Mar-21	13-Mar-21	20-Mar-21	27-Mar-21
ASPARAGUS	MEXICO	25,842,998	20,395,423	22,037,862	20,576,515
AVOCADOS	MEXICO	58,742,684	57,938,307	53,071,603	55,695,100
CUCUMBERS	CANADA	5,183,457	6,187,815	6,818,766	6,999,881
	MEXICO	40,011,652	46,313,485	42,567,920	39,501,243
PEPPERS, BELL TYPE	CANADA	47,905	3,305	332,412	440,549
	MEXICO	37,486,789	41,607,925	38,750,126	36,861,920
TOMATOES	CANADA	1,956,808	2,042,933	2,427,627	2,870,373
	MEXICO	45,574,278	48,653,692	46,558,820	47,361,545



The following chart, *Historical Tomato Pricing for Imports from Mexico*, is a four-year view of Mexican tomato prices at shipping point. Tomatoes are shown as they are the most consistently traded year-round. They have the highest volume of product moving between the U.S., Mexico, and Canada, along with a high level of market coverage of tomatoes by USDA Market News.



To be regarded as "seasonal and perishable," agricultural products must meet the following conditions: (1) the products are fresh or chilled products falling under the following HS2002 tariff codes: 0701, 0702, 0703, 0704, 0705, 0706, 0707, 0708, 0709, 0803, 0804, 0805, 0806, 0807, 0808, 0809, 0810; (2) the products are marketed in raw form for consumption without "further processing" ("further processing" refers to e.g. crushing, juicing, canning, or any other process that transforms the product from its raw form); and (3) the products normally are marketed within eight weeks after harvesting.

For information on the imported volume and prices of the remaining Seasonal and Perishable commodities listed below please visit:

<https://www.marketnews.usda.gov/mnp/fv-home>

- Potatoes
- Tomatoes
- Onions, shallots, garlic, leeks, and other alliaceous vegetables
- Cabbages, cauliflower, kohlrabi, kale, and similar edible brassicas
- Lettuce (*Lactuca sativa*) and chicory (*Cichorium* spp.)
- Carrots, turnips, salad beets (salad beetroot), salsify, celeriac, radishes, and similar edible roots
- Cucumbers, including gherkins
- Leguminous vegetables, shelled or unshelled
- Other vegetables, fresh or chilled: asparagus, eggplants, celery, mushrooms and truffles, peppers (*Capsicum* or of the genus *Pimenta*), spinach, artichokes, olives, pumpkins, squash, and gourds
- Bananas and plantains
- Dates, figs, pineapples, avocados, guavas, mangoes, and mangosteens
- Citrus fruit
- Grapes
- Melons (including watermelons) and papayas (papaws)
- Apples, pears, and quinces
- Apricots, cherries, peaches (including nectarines), plums (including prune plums) and sloes
- Other fruit: strawberries, raspberries, blackberries, mulberries, loganberries, black, white, or red currants and gooseberries (other than kiwifruit), cranberries, blueberries, and other fruits of the genus *Vaccinium*, kiwifruit, durians, persimmons,
- Other berries; tamarinds