



# Specialty Crops Market News Division

## U.S. Mexico Canada Agreement

### Seasonal Perishable Products Weekly Update

Agricultural Marketing Service

Issued Weekly

Wednesday, July 23, 2025

This report provides trend analysis of the volume and prices of Seasonal Perishable commodities. Volume represents the current week, and prices represent open (spot) market sales by first handlers on products of generally good quality and condition unless otherwise stated and may include promotional allowances or other incentives. The charts provide graphic representation of the volume and prices of the major commodities this week based on seasonal volume.

**Agricultural Weather Outlook**, provided by Brad Rippey, Agricultural Meteorologist, USDA/OCE/WAOB July 23, 2025: For the remainder of the week, moisture from a variety of sources will continue to wrap around a ridge of high pressure situated over the central and eastern U.S. Notably, monsoon-related moisture interacting with a series of cold fronts will maintain unsettled, showery conditions in parts of the Rockies and from the northern and central Plains into the Midwest and Northeast. Many areas will receive 5-day rainfall totaling 1 to 3 inches, with locally higher amounts, along with locally severe thunderstorms containing large hail or high winds. Significant rain will also fall along the Gulf Coast, especially from southern Louisiana into western Florida. In contrast, hot, mostly dry weather will prevail from the southern Plains into the mid-South, beneath the core of the ridge. Elsewhere, mostly dry weather will also cover areas west of the Rockies. The NWS 6- to 10-day outlook for July 28–August 1 calls for the likelihood of near- or above-normal temperatures and rainfall across most of the country. Cooler-than-normal conditions will be confined to parts of California and northern New England, while drier-than-normal weather should be limited to portions of the Great Basin.

**Asparagus** movement from Mexico crossings through Arizona, California and Texas is expected to remain about the same. Trading early was slow, late fairly slow at higher prices. Prices are higher. 11-pound cartons/crates bunched large are mostly 20.75 -22.75, standard are mostly 16.75-18.75. Extra services are included. Some sales booked open with prices to be established later. Prices represent a few spot market sales. Movement of Peru imports through Southern California ports of entry is expected to remain about the same. Trading is moderate. Prices of extra-large and large are slightly higher, others are generally unchanged. 11-pound cartons bunched jumbo are 36.00, extra-large are 36.75-38.00, large are 22.00-24.00, standard are mostly 20.00-22.00, and small are mostly 12.00-14.00.

**Avocado** movement from Mexico crossings through Texas is expected to remain about the same. Trading of 32-40s are fairly slow, 48-60s are moderate, others are fairly active. Prices of conventional 40s and 70-84s are generally unchanged, others are lower. Hass carton 2-layers 32s are 48.25-50.25, 36s are 47.25-49.25, 40s are mostly 44.25-46.25, 48s are mostly 39.25-41.25, 60s are mostly 39.25-41.25, 70s are mostly 36.25-38.25, and 84s are mostly 26.25-28.25; organic 48s are 68.25-70.25, 60s are 56.25-58.25, and 70s are mostly 40.25-42.25. Extra services are included. Movement of Peru imports through Philadelphia and New York area ports of entry is expected to remain about the same. Trading is moderate. Prices of 60s are slightly higher; others are generally unchanged. Hass cartons 2-layers 40s are mostly 32.00-34.00, 48s are mostly 30.00-32.00, 60s are mostly 32.00-34.00, 70s are mostly 28.00-30.00. Movement from South District, California is expected to remain about the same. Trading early was moderate, late 32-48s are moderate, others are fairly active. Prices of conventional 32-48s are lower, conventional 70s are higher, others are generally unchanged. Hass carton 2-layers 32-36s are mostly 55.25-57.25, 40s are mostly 54.25-55.25, 48s are mostly 52.25-54.25, 60s are mostly 47.25-49.25, 70s are mostly 38.25-40.25, and 84s are 27.25-28.25; organic 48s are mostly 80.25-82.25, 60s are mostly 66.25, and 70s are 46.25. Extra services are included.

For more information on:

- [Shipping Point Report Details](#)
- [Movement Report Details](#)
- [Generating Custom Reports](#)

For assistance please contact: [Abbie.Hannon@usda.gov](mailto:Abbie.Hannon@usda.gov)

<https://mymarketnews.ams.usda.gov>

**Blueberry** movement from Oregon and Washington is expected to remain about the same. Trading is moderate. Prices are lower. Flats 12 6-oz cups with lids are mostly 10.00-12.00, flats 12 1-pint cups with lids are mostly 14.00-16.00; organic flats 12 6-oz cups with lids are mostly 14.00-16.00, 12 1-pint cups with lids are mostly 24.00-26.00. Quality and condition are generally good. Price includes palletizing and cooling. Many present shipments from prior bookings and/or previous commitments. Movement from British Columbia Canada through Northwest Washington is expected to increase seasonally. Trading is moderate. Prices are lower. Canada One flats 12 1-pint cups with lids medium-large are mostly 12.00-14.00. Movement of Peru imports through Miami, Philadelphia and New York areas is expected to increase as the season progresses. Current supplies are in too few hands to establish a market. Movement of Chile imports through Philadelphia area port of entry is expected to decrease as the season comes to an end. Current supplies are in too few hands to establish a market.

**Cucumber** movement from Mexico crossings through Otay Mesa, California is expected to increase. Trading is fairly slow. Prices of 36s are slightly lower, others are lower. 1 1/9-bushel cartons medium are mostly 10.00-12.00, fair quality are mostly 9.00-11.00; large are mostly 8.50-10.00. Cartons 36s are mostly 7.00-8.00. Quality is generally good. Movement from Mexico crossings through Texas is expected to increase. Trading of large is fairly active at lower prices; medium is moderate. Prices are lower. 1 1/9-bushel cartons medium are mostly 14.95-15.95, fair quality are mostly 11.95-12.95, ordinary quality are mostly 8.95-9.95; large are mostly 17.95-18.95. Quality and condition are variable. Many present shipments are from prior bookings and/or previous commitments. Movement from Michigan is expected to increase as the season progresses. Trading is slow. Prices of 1 1/9-bushel carton medium are mostly 12.00, fair quality are mostly 6.00-7.00. Carton 24s are mostly 6.00.

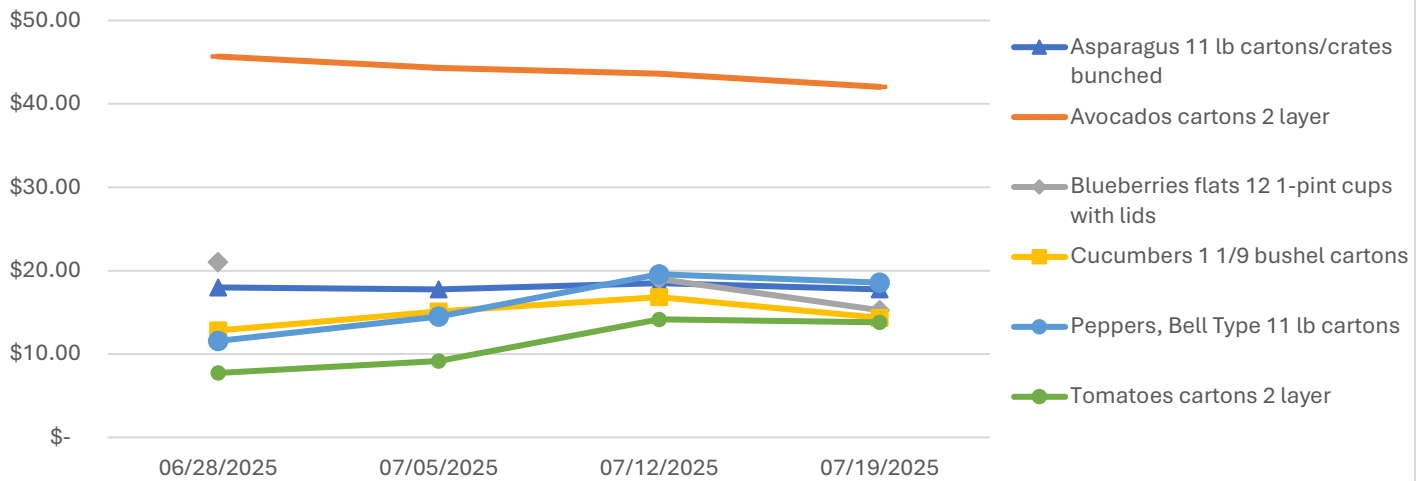
**Tomato** movement from Central District, California is expected to remain about the same. Trading is active. Prices are much higher. 25-pound cartons loose Mature Greens extra-large, large and medium are 12.35. Quality is generally good. Movement from Mexico crossings through Texas is expected to decrease. Trading is moderate. Prices 2-layer 4x4-4x5s are slightly higher, others are generally unchanged; loose 4x4-4x5 sizes are slightly lower, others are generally unchanged. Vine Ripes cartons 2-layer 4x4-4x5s are mostly 14.95-15.95, 5x5-5x6s are mostly 11.95-12.95; 25-pound cartons loose 4x4-4x5 sizes are mostly 13.95-14.95, 5x5 size are mostly 12.95-13.95, and 5x6 size are mostly 11.95-12.95. Quality is generally good. Movement from Mexico crossings through Otay Mesa, California is expected to remain about the same. Supplies of 5x5-5x6s are light. Trading early was active, late is moderate. Prices are much lower. Vine Ripes cartons 2-layer 4x4-4x5s are mostly 12.00-14.00, 5x5-5x6s are mostly 11.00-12.00. Quality is generally good. Movement from Alabama is expected to remain about the same. Trading is active. Extra services are included. 25-pound cartons loose 85 percent U.S.One or Better 5x6 and 6x6 sizes are 16.00; Vine Ripes 5x6 and 6x6 sizes are 15.00.

The following table provides a four-week price trend of the highest traded commodities this week.

**Four-Week Price Trend in U.S. Dollars**

commodity	package	06/28/2025	07/05/2025	07/12/2025	07/19/2025
Asparagus	11 lb. cartons/crates bunched	\$ 18.00	\$ 17.75	\$ 18.50	\$ 17.75
Avocados	cartons 2 layer	\$ 45.68	\$ 44.32	\$ 43.61	\$ 42.04
Blueberries	flats 12 1-pint cups with lids	\$ 21.00	N/A	\$ 19.00	\$ 15.25
Cucumbers	1 1/9-bushel cartons	\$ 12.83	\$ 15.11	\$ 16.83	\$ 14.33
Tomatoes	cartons 2 layer	\$ 7.73	\$ 9.14	\$ 14.16	\$ 13.79

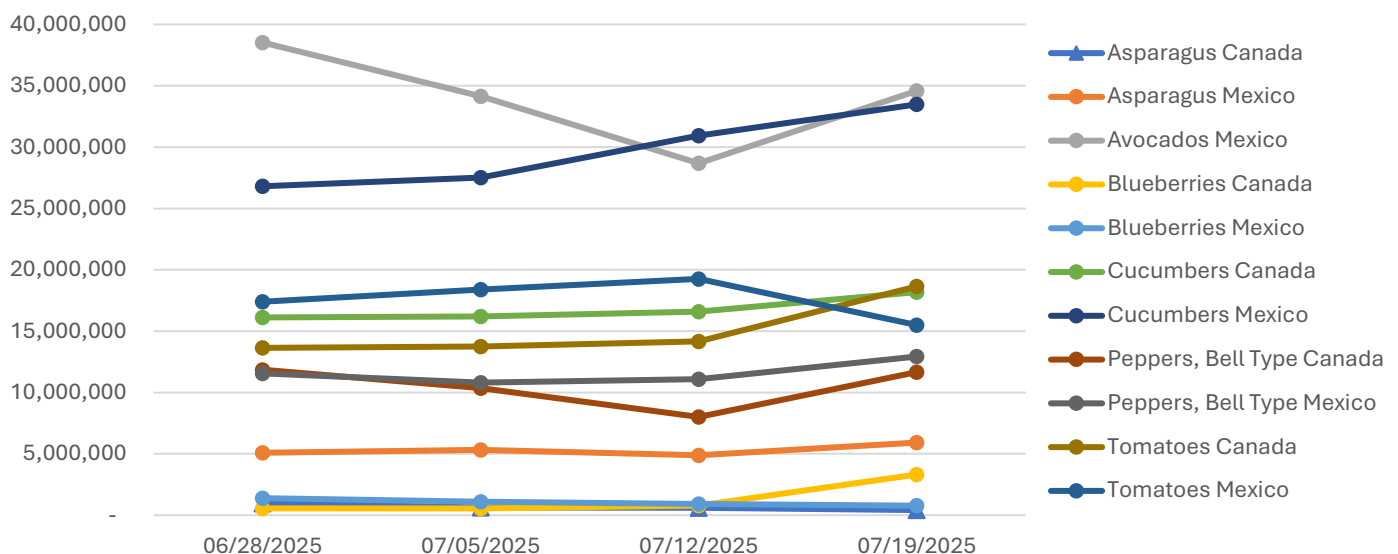
## USMCA: COMMODITY PRICE TRENDS



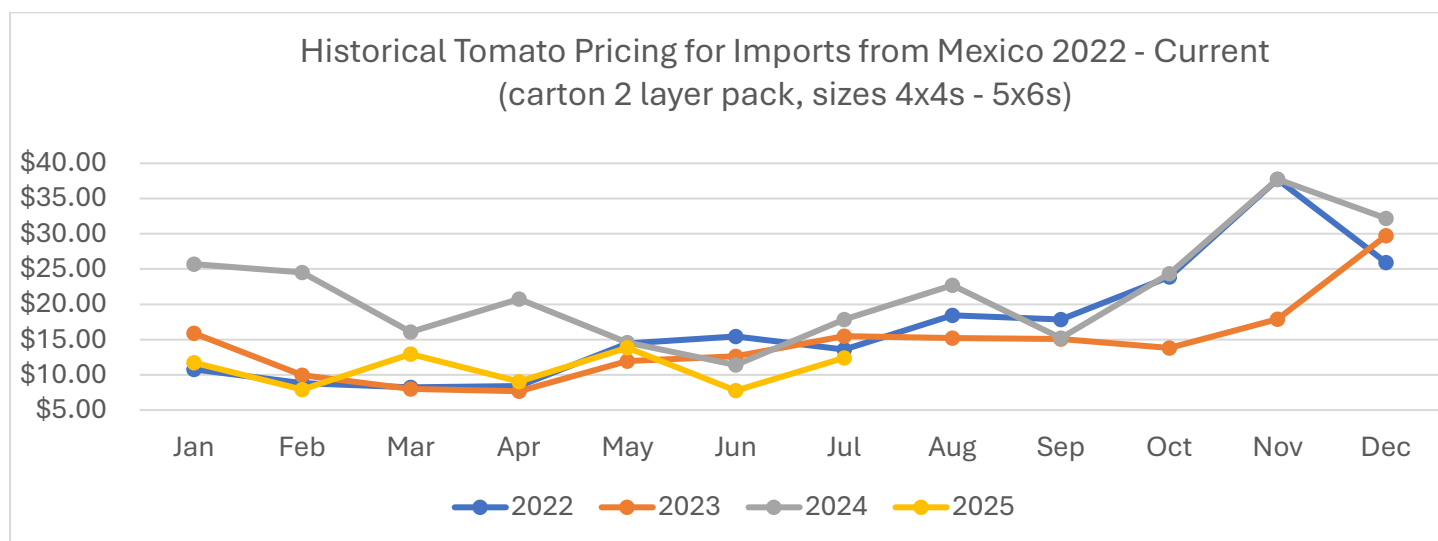
## Four-Week Movement in Pounds

commodity	origin	06/28/2025	07/05/2025	07/12/2025	07/19/2025
Asparagus	Canada	980,695	632,285	598,318	418,053
	Mexico	5,098,462	5,312,482	4,885,291	5,918,087
Avocados	Mexico	38,527,272	34,137,309	28,682,953	34,585,504
Blueberries	Canada	552,018	558,207	779,220	3,316,303
	Mexico	1,388,405	1,094,043	904,874	777,064
Cucumbers	Canada	16,118,196	16,207,341	16,580,535	18,183,652
	Mexico	26,809,076	27,512,092	30,943,622	33,483,362
Tomatoes	Canada	13,639,276	13,750,109	14,156,318	18,651,149
	Mexico	17,400,385	18,388,122	19,260,821	15,497,070

## USMCA: COMMODITY MOVEMENT TRENDS



The following chart, *Historical Tomato Pricing for Imports from Mexico*, is a four-year view of Mexican tomato prices at shipping point. Tomatoes are shown as they are the most consistently traded year-round. They have the highest volume of product moving between the U.S., Mexico, and Canada, along with a high level of market coverage of tomatoes by USDA Market News.



To be regarded as "seasonal and perishable," agricultural products must meet the following conditions: (1) the products are fresh or chilled products falling under the following HS2002 tariff codes: 0701, 0702, 0703, 0704, 0705, 0706, 0707, 0708, 0709, 0803, 0804, 0805, 0806, 0807, 0808, 0809, 0810; (2) the products are marketed in raw form for consumption without "further processing" ("further processing" refers to e.g. crushing, juicing, canning, or any other process that transforms the product from its raw form); and (3) the products normally are marketed within eight weeks after harvesting.

For information on the remaining Seasonal and Perishable commodities listed below please visit:

- Movement <https://mymarketnews.ams.usda.gov/general-resources/Specialty-Crops>
- Prices <https://mymarketnews.ams.usda.gov/general-resources/Specialty-Crops>

- Potatoes
- Tomatoes
- Onions, shallots, garlic, leeks, and other alliaceous vegetables
- Cabbages, cauliflower, kohlrabi, kale, and similar edible brassicas
- Lettuce (*Lactuca sativa*) and chicory (*Cichorium* spp.)
- Carrots, turnips, salad beets (salad beetroot), salsify, celeriac, radishes, and similar edible roots
- Cucumbers, including gherkins
- Leguminous vegetables, shelled or unshelled
- Other vegetables, fresh or chilled: asparagus, eggplants, celery, mushrooms and truffles, peppers (*Capsicum* or of the genus *Pimenta*), spinach, artichokes, olives, pumpkins, squash, and gourds
- Bananas and plantains
- Dates, figs, pineapples, avocados, guavas, mangoes, and mangosteens
- Citrus fruit
- Grapes
- Melons (including watermelons) and papayas (papaws)
- Apples, pears, and quinces
- Apricots, cherries, peaches (including nectarines), plums (including prune plums) and sloes
- Other fruits: strawberries, raspberries, blackberries, mulberries, loganberries, black, white, or red currants and gooseberries (other than kiwifruit), cranberries, blueberries, and other fruits of the genus *Vaccinium*, kiwifruit, durians, persimmons
- Other berries; tamarinds