



Specialty Crops Market News Division U.S. Mexico Canada Agreement Seasonal Perishable Products Weekly Update

Agricultural Marketing Service

Volume II – Number 13

Issued Weekly

Friday, April 16, 2021

Update for Week of April 11-17, 2021

This report provides trend analysis of the volume and prices of Seasonal Perishable commodities. Volume represents current week and prices represent open (spot) market sales by first handlers on product of generally good quality and condition unless otherwise stated and may include promotional allowances or other incentives. The charts provide graphic representation of the volume and prices of the major commodities this week based on seasonal volume.

High transportation costs and light demand continue to limit produce shipments. With the increasing availability of vaccines and other demands for transportation, competition for refrigerated trucks is tight and prices are high. Foodservice venues and restaurants continue to reopen slower than expected, as many are adopting a more cautious approach despite easing of local restrictions. The labor shortages that first affected last year's harvests are now being experienced at wholesale markets as many employees have either found other lines of work or are choosing to avoid extended contact with the public in such a high-stress workplace. As more restaurants begin to reopen or expand capacity, labor shortages are impacting their ability as workers are slow to return to the sector.

Mexican asparagus crossing through Calexico, California and San Luis, Arizona movement is again expected to decrease seasonally as temperatures in growing areas increase. Trading moderate with prices on organic higher, 28-pound large generally unchanged and others lower. Most shipments are still being booked at previously committed prices and there is a wide range in quality. Price reporting on white asparagus out of Peru has begun but supplies of green are still insufficient to establish a market. Movement is expected to increase slightly, but supplies may remain light as indications of significant Covid-19 related issues with production, packing, and logistics are being reported out of Peru. Movement out of the central district of California is expected to increase seasonally. Trading was moderate and prices generally unchanged on light supplies. Most shipments are currently being booked at previously committed prices. Asparagus harvest in the Walla Walla district and lower Yakima Valley, Washington has begun for local markets, with the market report on prices expected later in the month as additional growers begin harvest.

Movement of blueberries from Mexico crossing through Arizona, California and Texas is expected about the same. Trading was active at generally unchanged prices though quality remains variable. Movement out of central and north Florida is expected to decrease the current week due to strong weekend storms but should increase the following week. Trading was active with prices on conventional 6-ounce lower and others generally unchanged. Quality is generally good, but growers are currently assessing field conditions after the storms. Movement of blueberries out of the south and central district of California is expected to continue seasonal increase, with current supplies insufficient to establish a market. Price reporting is expected to begin the week of April 25th. Quality is reported as variable.

Movement of green bell peppers from Mexico crossing through Nogales, Arizona is again expected to decrease slightly. Trading was fairly active on green, with prices generally unchanged. Mexico crossings through Texas supplies continue to be light and in too few hands to establish a market, though demand is fairly good for what limited product is available. Movement of bell peppers from central and south Florida is expected to remain about the same after supplies increased due to the arrival of warmer weather. Demand was moderate with prices slightly lower early in the week and

For more information on:

- [Shipping Point Report Details](#)
- [Movement Report Details](#)
- [Generating Custom Reports](#)

For assistance please contact: jeff.main@usda.gov

[Custom Average Tool \(CAT\) Graphing tool and aggregated data source.](#)

about steady later. Truck shortages continue to cause problems for shippers needing to transport their produce. Movement of green bell peppers from the Coachella Valley, California is expected to continue to increase seasonally. Quality is generally good, and the first FOB price report has been issued.

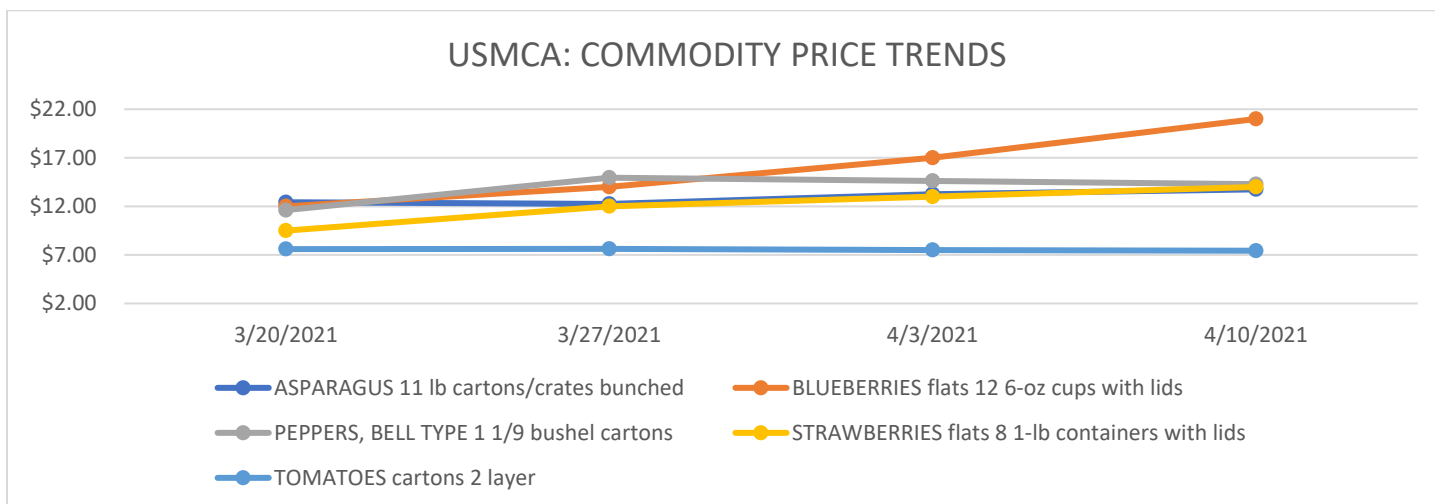
Movement of Mexican strawberries crossing through the Otay Mesa, California is expected to increase. Trading was fairly active on conventional and moderate on organic. Prices were generally unchanged, with most current shipments from prior bookings or previous commitments. For strawberries out of both the Oxnard district, California and Santa Maria, California movement is expected to increase. Trading on conventional berries was very active, while organic trading was moderate, with prices generally unchanged on both. Movement out of Salinas-Watsonville, California is expected to increase, with current supplies insufficient and in too few hands to establish a market. The first market report on prices is expected by next week. For all California berries, quality remains variable. Strawberries out of the southern coastal plains of eastern North Carolina have begun light movement to some local markets, with growers in the Piedmont region expected to begin later in the month. Current supplies are in too few hands to establish a market.

Movement of Mexico tomatoes crossing through Texas is expected about the same with moderate trading early and late fairly slow. Demand was light, with prices slightly lower on 5x5sz and 5x6sz and the rest remaining at or near legal minimums with a few sales higher. Mexican tomato crossings through Nogales, Arizona movement is expected about the same with fairly slow trading at generally unchanged prices at legal minimums. Central and south Florida tomato movement is expected to decrease. Harvest volumes in central Florida are increasing as high truck rates and low prices limit shipments. Demand remained fairly light to light through the week with fairly slow trading. Strong winds and heavy rain over the weekend affected some harvest but mostly very light damage was reported.

The following table provides a four-week price trend of the highest traded commodities this week.

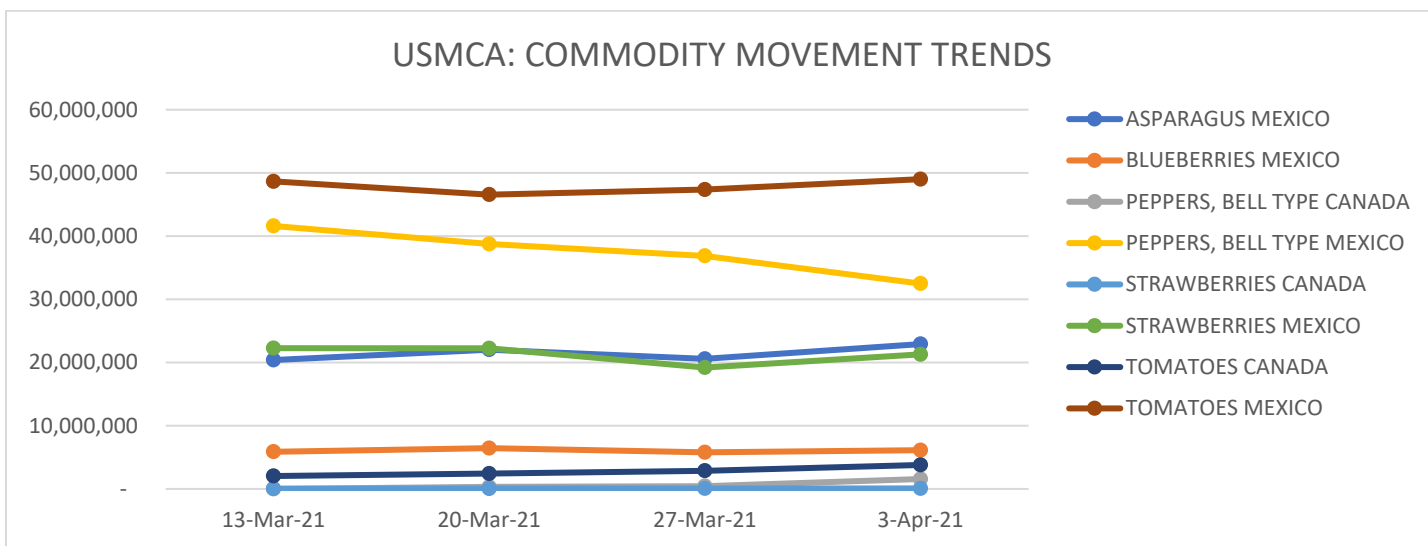
Four Week Price Trend in U.S. Dollars

Commodity	Package	3/20/2021	3/27/2021	4/3/2021	4/10/2021
ASPARAGUS	11 lb cartons/crates bunched	\$ 12.42	\$ 12.25	\$ 13.25	\$ 13.75
BLUEBERRIES	flats 12 6-oz cups with lids	\$ 12.00	\$ 14.00	\$ 17.00	\$ 21.00
PEPPERS, BELL TYPE	1 1/9 bushel cartons	\$ 11.62	\$ 14.95	\$ 14.62	\$ 14.28
STRAWBERRIES	flats 8 1-lb containers with lids	\$ 9.50	\$ 12.00	\$ 13.00	\$ 14.00
TOMATOES	cartons 2 layer	\$ 7.60	\$ 7.62	\$ 7.50	\$ 7.43

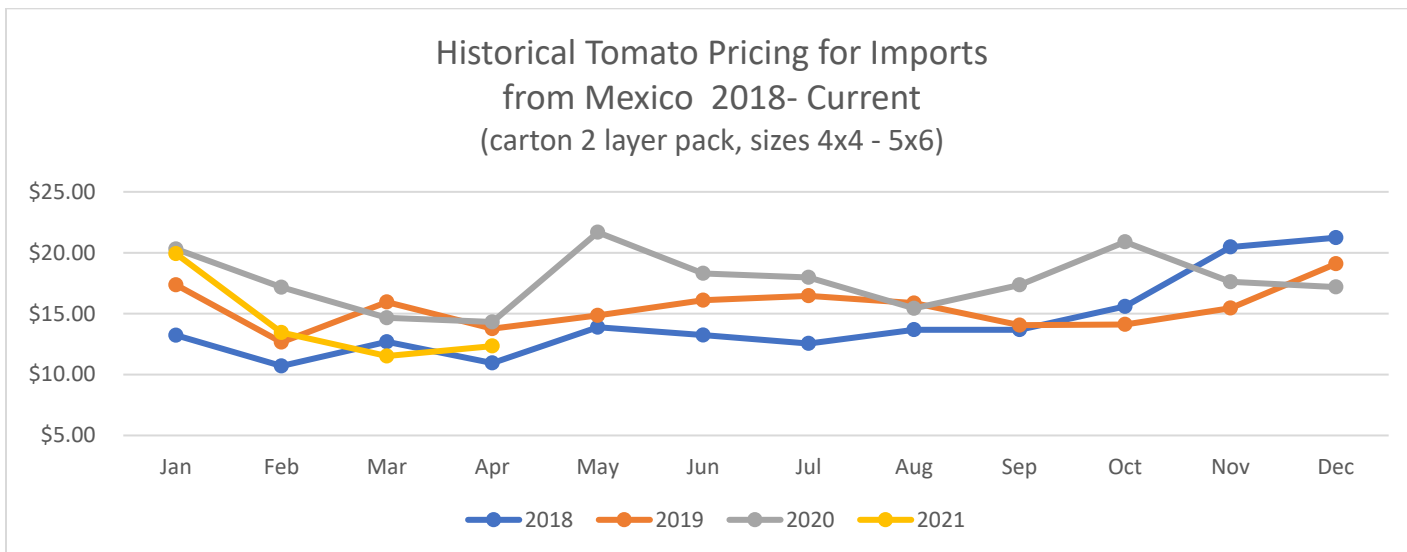


Four Week Movement in Pounds

COMMODITY	ORIGIN	13-Mar-21	20-Mar-21	27-Mar-21	3-Apr-21
ASPARAGUS	MEXICO	20,395,423	22,037,862	20,576,515	22,917,476
BLUEBERRIES	MEXICO	5,878,416	6,453,970	5,792,716	6,118,486
PEPPERS, BELL TYPE	CANADA	3,305	332,412	440,549	1,570,897
	MEXICO	41,607,925	38,750,126	36,861,920	32,488,350
STRAWBERRIES	CANADA	36,415	49,673	70,065	67,553
	MEXICO	22,269,548	22,250,058	19,205,460	21,292,640
TOMATOES	CANADA	2,042,933	2,427,627	2,870,373	3,793,038
	MEXICO	48,653,692	46,558,820	47,361,545	49,011,495



The following chart, *Historical Tomato Pricing for Imports from Mexico*, is a four-year view of Mexican tomato prices at shipping point. Tomatoes are shown as they are the most consistently traded year-round. They have the highest volume of product moving between the U.S., Mexico, and Canada, along with a high level of market coverage of tomatoes by USDA Market News.



To be regarded as "seasonal and perishable," agricultural products must meet the following conditions: (1) the products are fresh or chilled products falling under the following HS2002 tariff codes: 0701, 0702, 0703, 0704, 0705, 0706, 0707, 0708, 0709, 0803, 0804, 0805, 0806, 0807, 0808, 0809, 0810; (2) the products are marketed in raw form for consumption without "further processing" ("further processing" refers to e.g. crushing, juicing, canning, or any other process that transforms the product from its raw form); and (3) the products normally are marketed within eight weeks after harvesting.

For information on the imported volume and prices of the remaining Seasonal and Perishable commodities listed below please visit:

<https://www.marketnews.usda.gov/mnp/fv-home>

- Potatoes
- Tomatoes
- Onions, shallots, garlic, leeks, and other alliaceous vegetables
- Cabbages, cauliflower, kohlrabi, kale, and similar edible brassicas
- Lettuce (*Lactuca sativa*) and chicory (*Cichorium* spp.)
- Carrots, turnips, salad beets (salad beetroot), salsify, celeriac, radishes, and similar edible roots
- Cucumbers, including gherkins
- Leguminous vegetables, shelled or unshelled
- Other vegetables, fresh or chilled: asparagus, eggplants, celery, mushrooms and truffles, peppers (*Capsicum* or of the genus *Pimenta*), spinach, artichokes, olives, pumpkins, squash, and gourds
- Bananas and plantains
- Dates, figs, pineapples, avocados, guavas, mangoes, and mangosteens
- Citrus fruit
- Grapes
- Melons (including watermelons) and papayas (papaws)
- Apples, pears, and quinces
- Apricots, cherries, peaches (including nectarines), plums (including prune plums) and sloes
- Other fruit: strawberries, raspberries, blackberries, mulberries, loganberries, black, white, or red currants and gooseberries (other than kiwifruit), cranberries, blueberries, and other fruits of the genus *Vaccinium*, kiwifruit, durians, persimmons,
- Other berries; tamarinds