



Specialty Crops Market News Division U.S. Mexico Canada Agreement Seasonal Perishable Products Weekly Update

Agricultural Marketing Service

Volume I – Number 37

Issued Weekly

Friday, September 10, 2021

Update for Week of September 05-11, 2021

This report provides trend analysis of the volume and prices of Seasonal Perishable commodities. Volume represents current week and prices represent open (spot) market sales by first handlers on product of generally good quality and condition unless otherwise stated and may include promotional allowances or other incentives. The charts provide graphic representation of the volume and prices of the major commodities this week based on seasonal volume.

The excitement of a long Labor Day holiday weekend was tempered somewhat by lingering recovery efforts from last week's Hurricane Ida. Parts of Louisiana and New Orleans remain without power, and fuel prices have gone up nationwide with spot shortages as a result of the hurricane's landfall so close to key oil and natural gas hubs. Multiple growing areas up the East Coast are still waiting to be able to access wet fields after rains soaked much of the Eastern Seaboard. Further north, major cities including New York City are recovering from the catastrophic flooding which resulted in the loss of multiple lives. Transportation and markets came to a standstill during the storm as highways were impassable, and delivery backlogs were clearing into this week.

Mexican avocado crossings through Texas movement expected to increase seasonally. Trading on large fruit (40s-48s) was fairly active to active, with other sizes moderate. Prices were generally unchanged, though shippers report lighter than usual supplies for this time of year due to morning precipitation keeping daytime temperatures cooler than usual and blocking sunlight. Fruit is reportedly taking longer to size up as a result. Demand on 40s-48s remains fairly good and moderate on others. Avocados from the South District of California movement is expected to decrease seasonally. Trading was moderate with prices on most sizes generally unchanged, aside from 70s which were lower. Supplies are light with 1-2 remaining weeks of harvest anticipated. High prices are keeping demand moderate.

Michigan blueberry movement is expected to decrease sharply as the season is quickly coming to a close. Trading was moderate at higher prices and the quality of fruit is variable. Movement of blueberries from Oregon and Washington is expected to decrease seasonally. Trading was fairly active early and moderate later at higher prices. A large portion of current movement is coming out of controlled atmosphere storage. Quality remains generally good. Peruvian imports of blueberries arriving through Philadelphia and New York City areas movement via boat is expected to increase. Trading was very active at higher prices. Movement from British Columbia Canada crossing through Northwest Washington is expected to decrease seasonally. Trading was fairly active early and moderate later at higher prices. The first report has been issued for Mexican blueberries crossing through Arizona, California, and Texas. Movement is expected to increase seasonally, with current supplies in too few hands to establish a market. Quality is reported as variable, and the first F.O.B. price report is expected to be issued the week of October 3. Peruvian imports arriving through Southern California movement via boat is expected to increase. Trading was active at higher prices.

Mexican cucumber crossings through Otay Mesa are expected to decrease slightly. Trading on very light supplies was active to very active. Prices were higher on medium and slightly higher on others. Harvest limited due to a gap in production caused by bloom drop early in the growing season, and most present shipments are from prior bookings or previous commitments. Mexican cucumber crossings through Texas are expected about the same, with active trading

For more information on:

- [Shipping Point Report Details](#)
- [Movement Report Details](#)
- [Generating Custom Reports](#)

For assistance please contact: jeff.main@usda.gov

[Custom Average Tool \(CAT\) Graphing tool and aggregated data source.](#)

on light supplies. Prices were generally unchanged though demand remains good. Quality remains variable and most supplies are reserved for contracts or previous commitments. Movement out of Michigan is expected to remain about the same. Trading was moderate trading with prices on 24s lower, others generally unchanged. Movement out of Western and Central New York is expected to decrease seasonally. Trading was moderate at higher prices, though no F.O.B. price report is currently being issued. Cucumbers from Mexico crossing through Nogales, Arizona movement is expected about the same. Supplies remain in too few hands to establish a market, with the first F.O.B. price report expected by the end of the month. Current quality is reported as variable. Cucumbers out of Central and South Florida remain in too few hands to establish a market. Light shipments are expected to begin within the week, with the first F.O.B. report of the season expected to be issued by the end of the month.

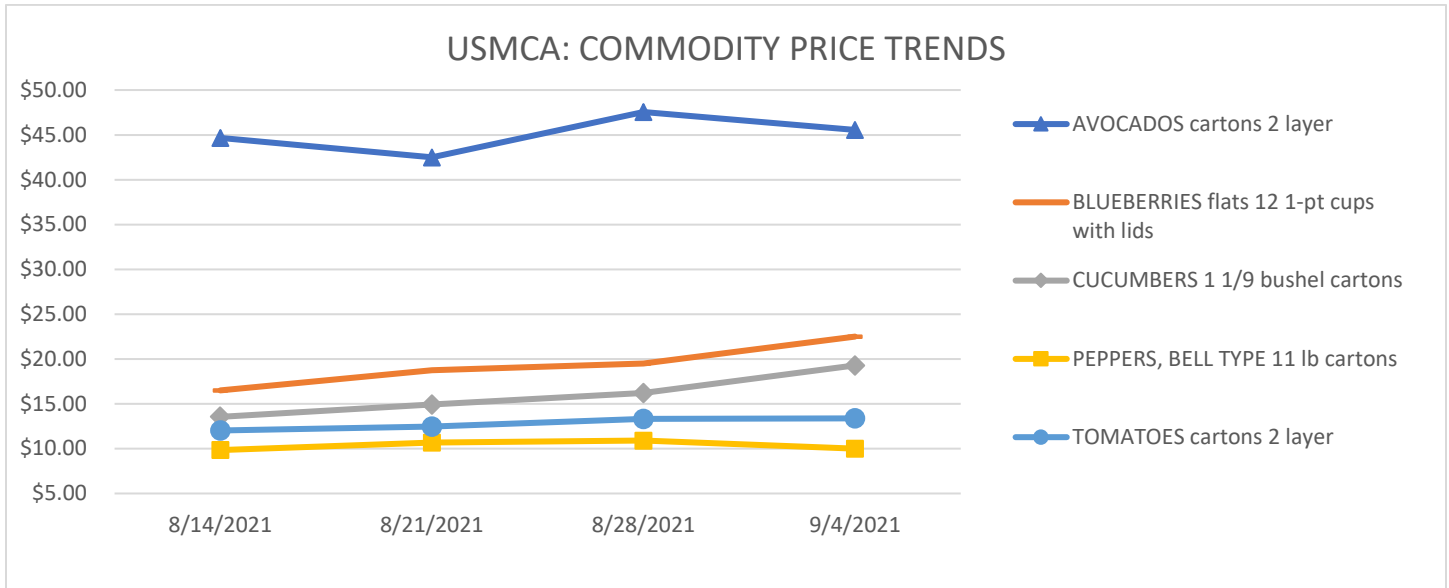
Movement of green bell peppers out of the San Joaquin Valley, California is expected about the same. Trading was moderate at slightly lower prices. Quality is reported as generally good. Movement of Mexico crossings through Texas is expected about the same. Trading was moderate early and slow later. Most available supplies of peppers remain reserved for contracts or previous commitments, though industry sources indicate supplies of choice green bell peppers have increased. Movement of Michigan bell peppers is expected to remain about the same. Trading was fairly active at higher prices. Movement out of South District California is expected about the same. Trading was moderate with prices generally unchanged. Supplies remain in too few hands to establish a market and no F.O.B. price report is currently being issued. Movement out of Western North Carolina expected remain about the same as harvests continue to be curtailed due to wet fields from Hurricane Ida. Producers are assessing crop and market conditions after the storm. Trading was moderate at higher prices.

Tomato movement out of Central District California is expected about the same. Trading was active at higher prices. Most present shipments are still from prior bookings or previous commitments. Movement of Mexico tomato crossings through Texas is expected about the same with trading fairly active at slightly higher prices. Demand was fairly good with most present shipments from prior bookings or previous commitments. Movement out of Eastern Tennessee is expected to remain about the same with prices generally unchanged. Trading was fairly active to active and quality remains generally good. Supplies out of Eastern Shore Virginia remain insufficient to establish a market. Movement of tomatoes from Mexico crossing through Otay Mesa is expected about the same. Trading was active early and fairly slow later with prices generally unchanged. Most present shipments are from prior bookings or previous commitments. Movement of tomatoes out of Alabama is expected about the same. Trading was active with prices generally unchanged. Quality is reported as generally good. Tomato movement out of Michigan is expected to remain about the same. Trading was moderate with prices generally unchanged. Movement out of Western North Carolina is expected to remain about the same. Harvests continue to be curtailed due to wet fields and producers are assessing crops after Hurricane Ida. Trading was moderate at slightly higher prices.

The following table provides a four-week price trend of the highest traded commodities this week.

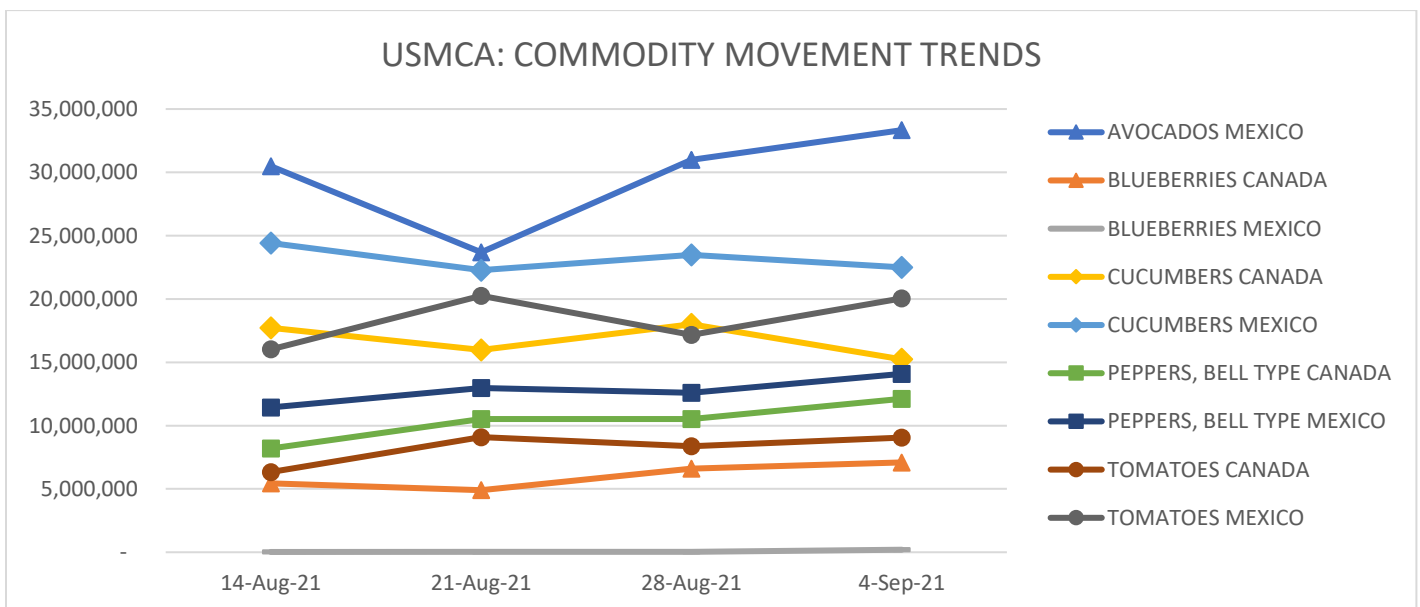
Four Week Price Trend in U.S. Dollars

Commodity	Package	8/14/2021	8/21/2021	8/28/2021	9/4/2021
AVOCADOS	cartons 2 layer	\$ 44.68	\$ 42.50	\$ 47.55	\$ 45.55
BLUEBERRIES	flats 12 1-pt cups with lids	\$ 16.50	\$ 18.75	\$ 19.50	\$ 22.50
CUCUMBERS	1 1/9-bushel cartons	\$ 13.55	\$ 14.94	\$ 16.22	\$ 19.29
PEPPERS, BELL TYPE	11 lb. cartons	\$ 9.84	\$ 10.69	\$ 10.91	\$ 10.00
TOMATOES	cartons 2 layer	\$ 12.03	\$ 12.45	\$ 13.31	\$ 13.38

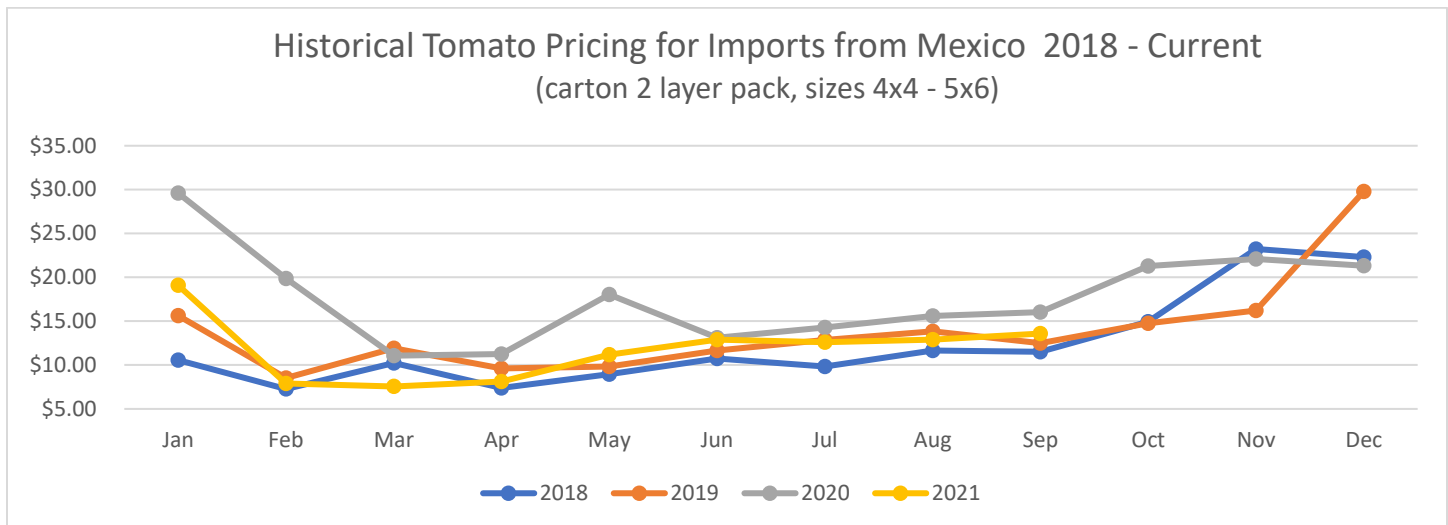


Four Week Movement in Pounds

COMMODITY	ORIGIN	14-Aug-21	21-Aug-21	28-Aug-21	4-Sep-21
AVOCADOS	MEXICO	30,491,888	23,686,535	30,977,387	33,330,782
BLUEBERRIES	CANADA	5,453,735	4,901,000	6,599,501	7,094,142
	MEXICO	22,590	25,107	22,869	200,984
CUCUMBERS	CANADA	17,720,715	15,983,889	18,003,447	15,233,513
	MEXICO	24,419,132	22,275,760	23,488,561	22,493,648
PEPPERS, BELL TYPE	CANADA	8,196,342	10,521,779	10,514,756	12,119,067
	MEXICO	11,435,444	12,983,714	12,604,736	14,087,627
TOMATOES	CANADA	6,334,946	9,092,485	8,382,775	9,062,102
	MEXICO	16,019,448	20,253,531	17,168,645	20,043,467



The following chart, *Historical Tomato Pricing for Imports from Mexico*, is a four-year view of Mexican tomato prices at shipping point. Tomatoes are shown as they are the most consistently traded year-round. They have the highest volume of product moving between the U.S., Mexico, and Canada, along with a high level of market coverage of tomatoes by USDA Market News.



To be regarded as "seasonal and perishable," agricultural products must meet the following conditions: (1) the products are fresh or chilled products falling under the following HS2002 tariff codes: 0701, 0702, 0703, 0704, 0705, 0706, 0707, 0708, 0709, 0803, 0804, 0805, 0806, 0807, 0808, 0809, 0810; (2) the products are marketed in raw form for consumption without "further processing" ("further processing" refers to e.g. crushing, juicing, canning, or any other process that transforms the product from its raw form); and (3) the products normally are marketed within eight weeks after harvesting.

For information on the imported volume and prices of the remaining Seasonal and Perishable commodities listed below please visit: <https://www.marketnews.usda.gov/mnp/fv-home>

- Potatoes
- Tomatoes
- Onions, shallots, garlic, leeks, and other alliaceous vegetables
- Cabbages, cauliflower, kohlrabi, kale, and similar edible brassicas
- Lettuce (*Lactuca sativa*) and chicory (*Cichorium* spp.)
- Carrots, turnips, salad beets (salad beetroot), salsify, celeriac, radishes, and similar edible roots
- Cucumbers, including gherkins
- Leguminous vegetables, shelled or unshelled
- Other vegetables, fresh or chilled: asparagus, eggplants, celery, mushrooms and truffles, peppers (*Capsicum* or of the genus *Pimenta*), spinach, artichokes, olives, pumpkins, squash, and gourds
- Bananas and plantains
- Dates, figs, pineapples, avocados, guavas, mangoes, and mangosteens
- Citrus fruit
- Grapes
- Melons (including watermelons) and papayas (papaws)
- Apples, pears, and quinces
- Apricots, cherries, peaches (including nectarines), plums (including prune plums) and sloes
- Other fruit: strawberries, raspberries, blackberries, mulberries, loganberries, black, white, or red currants and gooseberries (other than kiwifruit), cranberries, blueberries, and other fruits of the genus *Vaccinium*, kiwifruit, durians, persimmons,
- Other berries; tamarinds