

**Weekly Tennessee Cattle and Grain Summary**

**USDA Livestock, Poultry & Grain Market News**

Nashville, TN

Friday, July 31, 2020

For Week Ending:

Thursday, July 30, 2020

Receipts: 7,738

Last Week: 5,911

Last Year: 7,216

Compared to last week, feeder steers were mostly steady to 4.00 higher with moderate to good demand. Feeder heifers were mostly 2.00-5.00 higher with good demand. Long-weaned, preconditioned feeder cattle remain in the best demand throughout the state. Slaughter cows and bulls were 2.00-4.00 higher with good to very good demand for slaughter classes.

[View Full Summary](#)

**STATE AVERAGES**

Steers (M&L 1-2)	This Week	Prior Week	Last Year
300-350 lbs	156.11	161.12	162.89
350-400 lbs	153.28	154.28	156.54
400-450 lbs	150.54	150.03	154.33
450-500 lbs	144.83	146.89	150.99
500-550 lbs	142.83	138.52	146.38
550-600 lbs	139.91	134.51	143.98
600-650 lbs	135.59	132.74	141.18
650-700 lbs	131.69	127.93	137.65
700-750 lbs	123.75	121.77	130.48
750-800 lbs	123.63	124.56	129.50

**Heifers (M&L 1-2)**

300-350 lbs	130.17	136.99	132.47
350-400 lbs	132.79	133.85	129.66
400-450 lbs	131.39	130.65	129.17
450-500 lbs	129.11	128.09	127.69
500-550 lbs	127.06	122.10	126.32
550-600 lbs	123.75	119.40	123.70
600-650 lbs	118.33	117.57	118.71
650-700 lbs	115.05	111.46	121.82
700-750 lbs	105.86	104.27	111.53
750-800 lbs	102.54	101.48	113.45

**WEEKLY COW SUMMARY**

Slaughter Cows	Average	High	Low
Breakers	57.00-72.00	68.00-75.50	55.00-60.00
Boners	57.00-74.00	64.50-87.00	55.00-59.00
Lean	43.00-66.00	67.50	35.00-52.00
Slaughter Bulls	Average	High	Low
Yield Grade 1's	84.00-99.00	96.50-107.00	64.00-85.00

July 27, 2020

Columbia, TN

**GOATS: 672**

**KIDS Selection 1:** 40 280.00; 51-55 lbs 280.00-295.00; 60-625 lbs 280.00-282.50; 70 lbs 290.00; 85 lbs 285.00; 90 lbs 260.00. **Selection 2:** 35 lbs 272.50; 40-48 lbs 260.00-280.00; 51 lbs 260.00; 64 lbs 270.00; 70 lbs 225.00.

**LAMBS: 354**

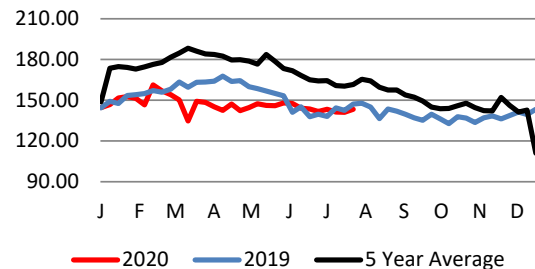
**LAMBS: Woolled & Shorn- Choice and Prime 2-3** 45 lbs 187.50; 60-65 lbs 205.00-210.00; 75 lbs 215.00; 87 lbs 187.50; 90-92 lbs 205.00-210.00; 107-138 lbs 125.00-180.00.

[View Full Report](#)

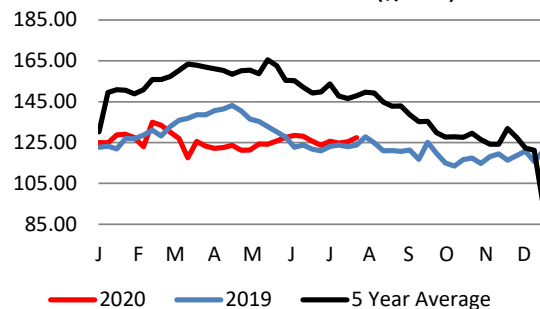
**NV\_GR110**

GRAINS	This Week	Prior Week	Last Year
Corn	3.24-3.58	3.27-3.63	3.82-4.39
Soybeans	8.85-9.39	8.88-9.37	8.07-8.98
New Crop Wheat	5.13-5.62	5.05-5.61	4.65-5.10

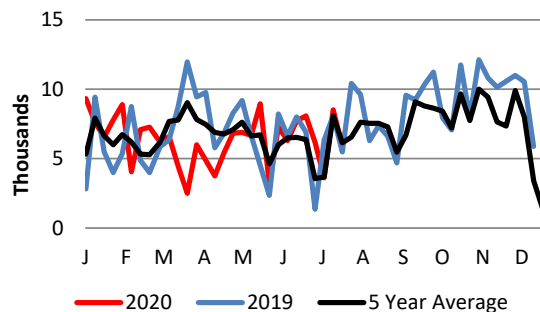
**WEEKLY 400-600 LB FEEDER STEER M&L 1-2 WEIGHTED AVERAGE PRICE (\$/CWT)**



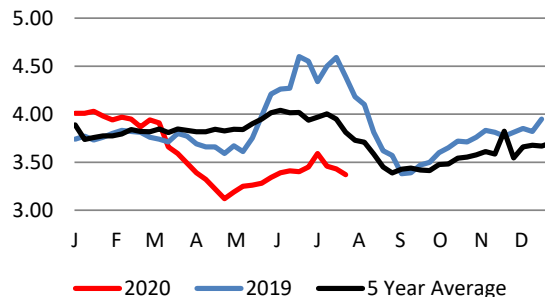
**WEEKLY 400-600 LB FEEDER HEIFER M&L 1-2 WEIGHTED AVERAGE PRICE (\$/CWT)**



**WEEKLY TENNESSEE CATTLE AUCTION RECEIPTS**



**WEEKLY TENNESSEE CORN BID AVERAGE PRICE (\$/CWT)**



**USDA-TN Livestock, Poultry & Grain Market News**

Nashville, TN

Jodee Inman, OIC 502-782-4139

Email: [Jodee.Inman@usda.gov](mailto:Jodee.Inman@usda.gov)

[USDA Livestock, Poultry, and Grain Market News](#)