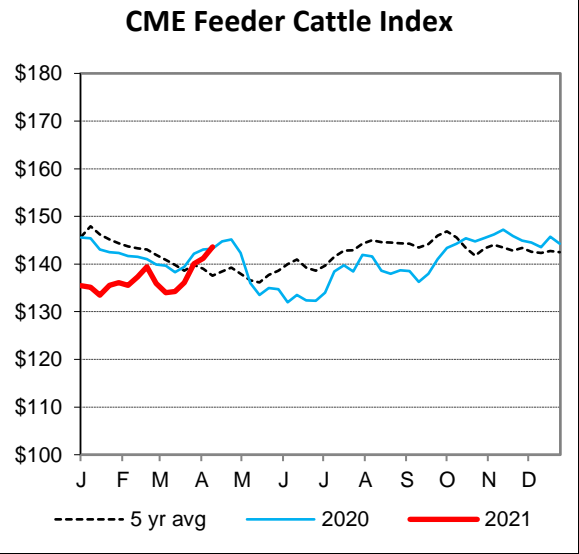


**AUCTION SUMMARY**

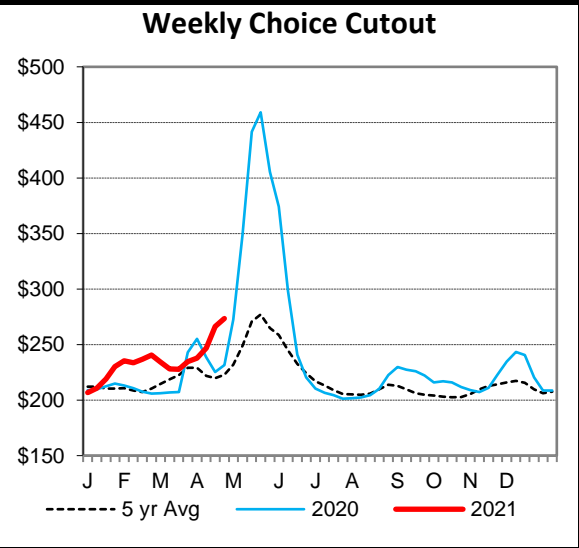
<a href="#">AMS 1857</a>		3,161		Friday	
<b>Crawford Livestock Market</b>		Crawford, NE			
Feeder Steers	300-400 lbs	200.00-212.00	Feeder Heifers	400-500 lbs	150.00-165.00
Medium &	400-500 lbs	194.00-210.00	Medium &	500-600 lbs	147.00-161.00
Large #1	500-600 lbs	174.00-190.00	Large #1	600-700 lbs	136.00-163.00
	600-700 lbs	154.00-189.00		700-800 lbs	127.00-142.25
	700-800 lbs	137.50-161.75		800-900 lbs	127.00

<a href="#">AMS 2024</a>		1,078		Friday	
<b>Herreid Livestock Market</b>		Herreid, SD			
Feeder Steers	500-600 lbs	168.00	Feeder Heifers	500-600 lbs	144.50
Medium &	600-700 lbs	148.00-157.25	Medium &	600-700 lbs	138.50-149.75
Large #1	700-800 lbs	136.00-147.75	Large #1	700-800 lbs	131.25-141.50
	800-900 lbs	134.00		800-900 lbs	124.00-129.50
	900-1000 lbs	129.00-131.50		900-1000 lbs	

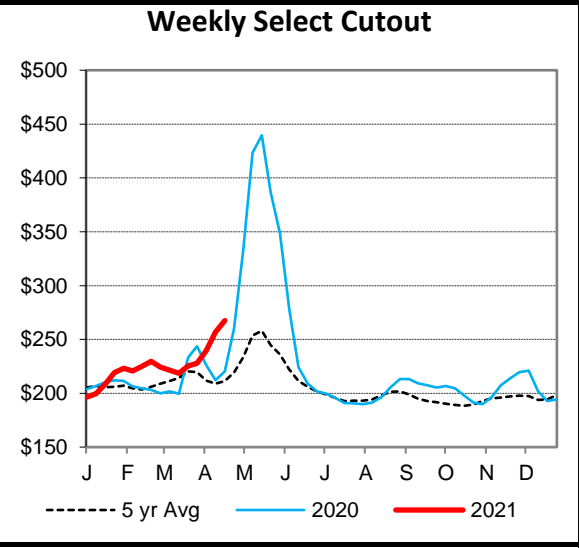
<a href="#">AMS 2025</a>		4,226		Thursday	
<b>Mobridge Livestock Exchange</b>		Mobridge, SD			
Feeder Steers	400-500 lbs	183.50-198.00	Feeder Heifers	400-500 lbs	156.00-170.00
Medium &	500-600 lbs	163.00-183.00	Medium &	500-600 lbs	139.00-163.00
Large #1	600-700 lbs	148.00-170.50	Large #1	600-700 lbs	135.00-149.75
	700-800 lbs	144.50-151.00		700-800 lbs	125.50-139.75
	800-900 lbs	128.00-140.75		800-900 lbs	125.00-130.75



<b>CHICAGO MERCANTILE EXCHANGE LIVESTOCK FUTURES SETTLEMENT</b>				
<u>Live Cattle</u>		<u>Change</u>	<u>Feeder Cattle</u>	
Apr	120.850	(0.750)	Apr	139.620 (0.420)
Jun	119.170	(0.470)	May	143.720 (0.700)
Aug	119.150	(0.550)	Aug	154.550 (1.050)

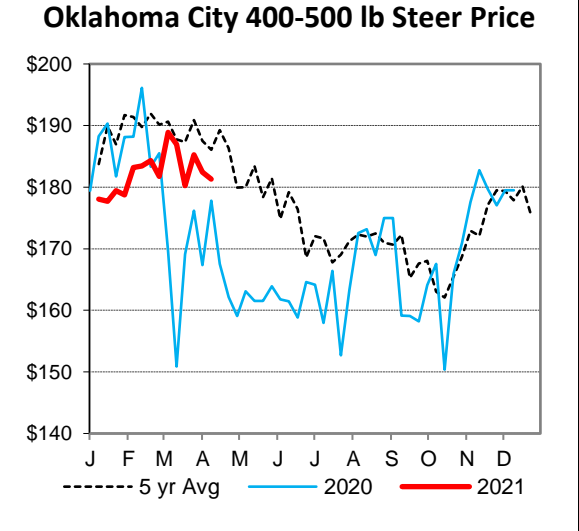


<b>CHICAGO BOARD OF TRADE GRAIN FUTURES SETTLEMENTS</b>				
<u>Corn</u>		<u>Change</u>	<u>Soybeans</u>	
May	5.8550	(0.0450)	May	14.3325 (0.1500)
Jul	5.7375	(0.0300)	Jly	14.2250 (0.1150)
Sep	5.2950	(0.0100)	Aug	13.8100 (0.0850)



<b>KANSAS CITY BOARD OF TRADE</b>			<u>Wheat</u>	
			May	6.0925 (0.0150)
			Jul	6.1625 (0.0100)
			Sep	6.2250 (0.0200)

<a href="#">AMS 2466</a>		Friday	
<b>5 AREA WKLY ACCUMULATED WTD AVG SLAUGHTER CATTLE PRICE</b>			
	<u>Head Count</u>	<u>Avg Weight</u>	<u>Avg Price</u>
Live Steer	23,153	1,433	121.93
Live Heifer	8,357	1,295	121.11
Dressed Steer	15,161	940	195.63
Dressed Heifer	7,688	851	195.85



<a href="#">AMS 2453</a>		Friday	
<b>DAILY ESTIMATED BOXED BEEF CUTOUT VALUES</b>			
<u>Choice</u>	<u>Select</u>	<u>Choice Cuts</u>	55 loads
<u>600-900#</u>	<u>600-900#</u>	<u>Select Cuts</u>	10 loads
276.05	269.10	<u>Trimmings</u>	11 loads
(0.57)	0.67	<u>Grinds</u>	13 loads

<a href="#">SJ LS710</a>		Thursday	
<b>ESTD DAILY CATTLE SLAUGHTER</b>		<b>New Holland Livestock Cattle Auction</b>	
Friday	113,000	Sat - 70,000	Avg Dressing Price
Week Ago (est)	111,000	66,000	<u>Pct Lean</u>
Year Ago (act)	86,000	38,000	<b>Breaking</b> 75-80 65.00-70.00
Wk to date (est)	570,000	640,000	<b>Boning</b> 80-85 62.50-69.00
Last Week (est)	575,000	641,000	<b>Lean</b> 85-90 52.00-59.00
Last Year (act)	449,000	486,000	Thursday
<b>Previous Day Estimated:</b>	<b>Steer and Heifer</b>	86,000	
	<b>Cow and Bull</b>	28,000	

St. Joseph, Missouri  
 Phone: 816-676-7000  
 Email: stjoe.lpgmn@usda.gov  
<http://www.ams.usda.gov/LSMarketNews>