

**AUCTION SUMMARY**

<a href="#">KO LS751</a>			9,836	Wednesday	
<b>OKC WEST LIVESTOCK MARKET</b>					
El Reno, OK					
Feeder Steers	400-500 lbs	185.00-198.00	Feeder Heifers	400-500 lbs	149.00-164.00
Medium &	500-600 lbs	163.00-185.00	Medium &	500-600 lbs	138.50-150.50
Large #1	600-700 lbs	143.00-159.00	Large #1	600-700 lbs	132.00-141.50
	700-800 lbs	137.00-147.50		700-800 lbs	129.50-135.50
	800-900 lbs	135.00-143.00		800-900 lbs	125.00-134.25

<a href="#">WH LS750</a>			6,226	Wednesday	
<b>HUSS PLATTE VALLEY AUCTION</b>					
Huss, NE					
Feeder Steers	400-500 lbs	187.00-200.50	Feeder Heifers	400-500 lbs	150.00-171.75
Medium &	500-600 lbs	169.50-185.75	Medium &	500-600 lbs	148.25-169.50
Large #1	600-700 lbs	146.50-167.00	Large #1	600-700 lbs	134.00-151.00
	700-800 lbs	144.00-153.75		700-800 lbs	133.00-137.35
	800-900 lbs	139.50-146.50		800-900 lbs	135.50-136.50

<a href="#">TO LS750</a>			3,881	Wednesday	
<b>TORRINGTON LIVESTOCK COMMISSION CO.</b>					
Torrington, WY					
Feeder Steers	300-400 lbs	212.00-232.00	Feeder Heifers	300-400 lbs	177.00-197.50
Medium &	400-500 lbs	196.00-215.00	Medium &	400-500 lbs	164.00-181.00
Large #1	500-600 lbs	174.00-208.50	Large #1	500-600 lbs	146.00-160.00
	600-700 lbs	155.00-175.00		600-700 lbs	135.50-145.75
	700-800 lbs	144.50-150.00		700-800 lbs	136.50-143.50

<a href="#">Live Cattle Settlements</a>			<a href="#">Feeder Cattle Settlements</a>	Wednesday	
<b>CHICAGO MERCANTILE EXCHANGE LIVESTOCK FUTURES SETTLEMENT</b>					
<b>Live Cattle</b>	<b>Change</b>		<b>Feeder Cattle</b>	<b>Change</b>	
Feb	126.15	(0.32)	Jan	142.37	(0.27)
Apr	128.05	0.25	Mar	144.30	0.05
Jun	117.70	0.30	Apr	145.82	0.12

<a href="#">Corn Settlements</a>			<a href="#">Soybean Settlements</a>	Wednesday	
<b>CHICAGO BOARD OF TRADE GRAIN FUTURES SETTLEMENT</b>					
<b>Corn</b>	<b>Change</b>		<b>Soybeans</b>	<b>Change</b>	
Mar	3.8125	0.0400	Jan	9.2100	0.0200
May	3.8975	0.0375	Mar	9.3500	0.0225
Jul	3.9750	0.0375	May	9.4750	0.0225

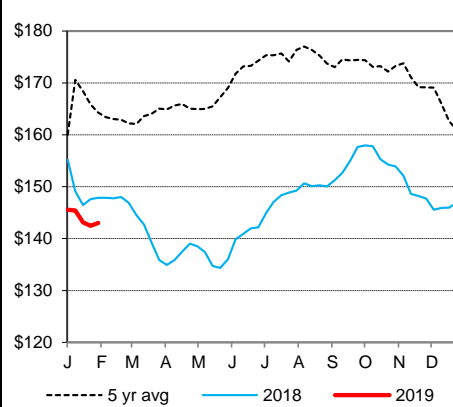
<a href="#">KC Wheat</a>			<b>Wheat</b>	<b>Change</b>	
<b>KANSAS CITY BOARD OF TRADE</b>					
			Mar	5.0225	0.0200
			May	5.1200	0.0200
			Jul	5.2200	0.0200

<a href="#">LM CT100</a>				Wednesday
<b>5 AREA WKLY ACCUMULATED WTD AVG SLAUGHTER CATTLE PRICE</b>				
	<b>Head Count</b>	<b>Avg Weight</b>	<b>Avg Price</b>	
Live Steer	0	N/A	N/A	
Live Heifer	0	N/A	N/A	
Dressed Steer	0	N/A	N/A	
Dressed Heifer	0	N/A	N/A	

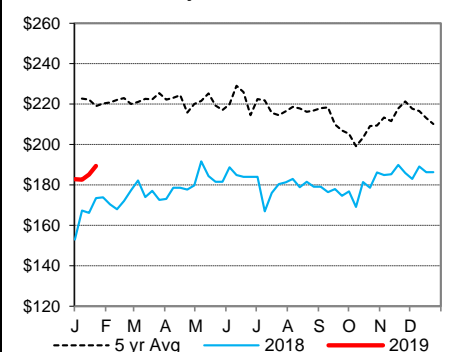
<a href="#">LM XB403</a>					wednesday
<b>DAILY ESTIMATED BOXED BEEF CUTOUT VALUES</b>					
<b>Choice</b>	<b>Select</b>	<b>Choice Cuts</b>	66	loads	
<b>600-900#</b>	<b>600-900#</b>	<b>Select Cuts</b>	23	loads	
218.05	213.00	<b>Trimming</b>	16	loads	
(0.08)	0.43	<b>Grinds</b>	27	loads	

<a href="#">SJ LS710</a>			<a href="#">JC LS174</a>		
<b>ESTD DAILY CATTLE SLAUGHTER</b>			<b>SLAUGHTER COW MARKET</b>		
Wednesday	112,000		<b>Joplin Regional Stockyards</b>		
Week Ago (est)	117,000		Wednesday	<b>Pct Lean</b>	<b>Price</b>
Year Ago (act)	119,000		Breaking	70-80	54.00-60.00
Wk to date (est)	349,000		Boning	80-85	54.50-61.00
Last Week (est)	352,000		Lean	85-90	45.00-49.50
Last Year (act)	353,000		<b>Tuesday</b>		
Previous Day Estimated:	Steer and Heifer	93,000			
	Cow and Bull	26,000			

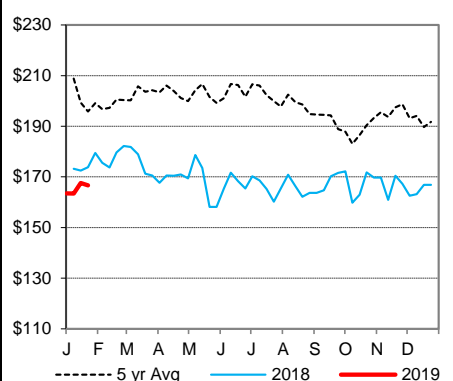
**CME Feeder Cattle Index**



**Oklahoma City 400-500 lb Steer Price**



**Oklahoma City 500-600 lb Steer Price**



**Oklahoma City 700-800 lb Steer Price**

