

**AUCTION SUMMARY**

<b>AMS 2025</b>		4,400		Thursday	
<b>Mobridge Livestock Exchange</b>					
Mobridge, SD					
Feeder Steers	300-400 lbs	212.00-227.50	Feeder Heifers	200-300 lbs	188.00-189.50
Medium &	400-500 lbs	187.00-224.00	Medium &	300-400 lbs	172.00-185.00
Large #1	500-600 lbs	167.00-185.00	Large #1	400-500 lbs	156.00-182.00
	600-700 lbs	160.00-174.75		500-600 lbs	149.00-168.00
	700-800 lbs			600-700 lbs	149.00-159.00

<b>AMS 2099</b>		3,917		Thursday	
<b>Stockmen's Livestock Exchange</b>					
Dickinson, ND					
Feeder Steers	300-400 lbs	199.00-210.00	Feeder Heifers	300-400 lbs	154.50-170.00
Medium &	400-500 lbs	178.50-213.25	Medium &	400-500 lbs	148.00-169.00
Large #1	500-600 lbs	158.75-190.00	Large #1	500-600 lbs	145.00-156.00
	600-700 lbs	150.00-167.85		600-700 lbs	135.50-149.00
	700-800 lbs	148.50-166.75		700-800 lbs	132.25-139.50

<b>AMS 1828</b>		3,709		Thursday	
<b>Woodward Livestock Auction</b>					
Woodward, OK					
Feeder Steers	400-500 lbs	165.00-172.50	Feeder Heifers	400-500 lbs	135.00-154.00
Medium &	500-600 lbs	146.00-168.00	Medium &	500-600 lbs	125.00-150.00
Large #1	600-700 lbs	135.00-167.00	Large #1	600-700 lbs	128.00-148.00
	700-800 lbs	137.50-162.50		700-800 lbs	145.00-152.00
	800-900 lbs	135.50-156.00		800-900 lbs	133.00-146.00

**CHICAGO MERCANTILE EXCHANGE LIVESTOCK FUTURES SETTLEMENT** Thursday

Live Cattle			Feeder Cattle		
		Change			Change
Oct	124.970	(0.970)	Oct	156.250	0.320
Dec	129.550	(0.970)	Nov	159.070	(0.270)
Feb	134.770	(0.820)	Jan	160.000	(0.470)

**CHICAGO BOARD OF TRADE GRAIN FUTURES SETTLEMENTS** Thursday

Corn			Soybeans		
		Change			Change
Dec	5.3225	(0.0700)	Nov	12.2400	(0.2150)
Mar	5.4150	(0.0625)	Jan	12.3350	(21.5000)
May	5.4575	(0.0575)	Mar	12.4350	(0.2075)

KANSAS CITY BOARD OF TRADE			Wheat		
		Change			Change
Dec	7.4775	(0.1200)			
Mar	7.5400	(0.1225)			
May	7.5550	(0.1200)			

**AMS 2466** Thursday  
**5 AREA WKLY ACCUMULATED WTD AVG SLAUGHTER CATTLE PRICE**

	Head Count	Avg Weight	Avg Price
Live Steer	22,113	1,479	124.32
Live Heifer	5,968	1,307	124.38
Dressed Steer	6,212	974	195.81
Dressed Heifer	2,574	846	196.00

**AMS 2453** Thursday  
**DAILY ESTIMATED BOXED BEEF CUTOUT VALUES**

<b>Choice</b>	<b>Select</b>	<b>Choice Cuts</b>	97 loads
<b>600-900#</b>	<b>600-900#</b>	<b>Select Cuts</b>	21 loads
280.66	262.72	<b>Trimming</b>	11 loads
0.63	(0.08)	<b>Grinds</b>	29 loads

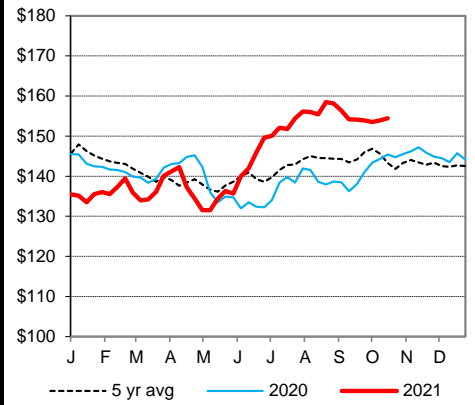
**SJ LS710** Thursday  
**ESTD DAILY CATTLE SLAUGHTER**

Thursday	120,000		
Week Ago (est)	119,000		
Year Ago (act)	118,000		
Wk to date (est)	482,000		
Last Week (est)	480,000		
Last Year (act)	479,000		
<b>Previous Day Estimated:</b>	<b>Steer and Heifer</b>	93,000	
	<b>Cow and Bull</b>	28,000	

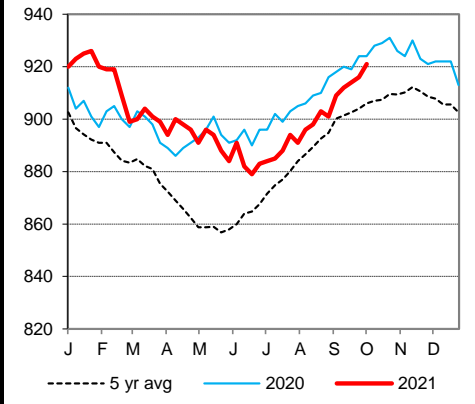
**AMS 1909** Thursday  
**New Holland Livestock Cattle Auction**

		Avg Dressing
	<b>Pct Lean</b>	<b>Price</b>
<b>Breaking</b>	75-80	63.00-71.50
<b>Boning</b>	80-85	54.00-58.00
<b>Lean</b>	85-90	48.00-51.00

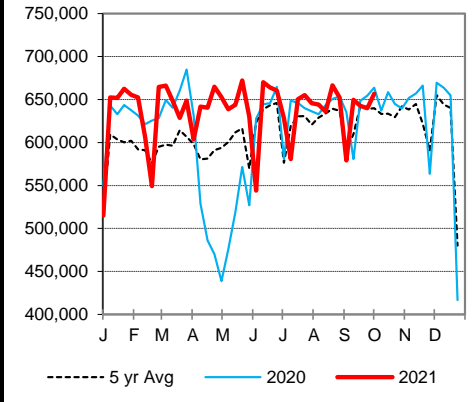
**CME Feeder Cattle Index**



**Average Dressed Steer Weight**



**Weekly Cattle Slaughter**



**Oklahoma City 400-500 lb Steer Price**

