National Daily Feeder and Stocker Cattle AM Summary
St. Joseph, Missouri — **Tuesday, September 10, 2019**

USDA Livestock, Poultry & Grain Market News

AUCTION SUMMARY

LSD_MARS_1280 — 9,600 — Monday

OKLAHOMA NATIONAL STOCKYARDS — Oklahoma City, OK

Feeder Steers	500-600 lbs	142.50-145.00	Feeder Heifers	500-600 lbs	130.00-136.25
Medium &	600-700 lbs	134.00-140.50	Medium &	600-700 lbs	124.50-133.50
Large #1	700-800 lbs	130.00-137.00	Large #1	700-800 lbs	123.00-131.00
	800-900 lbs	127.75-132.25		800-900 lbs	114.00-117.00
	900-1000 lbs	119.50-124.00		900-1000 lbs	

LSD_MARS_1245 — 5,933 — Monday

JOPLIN REGIONAL STOCKYARDS — Carthage, MO

Feeder Steers	400-500 lbs	150.00-163.00	Feeder Heifers	400-500 lbs	126.00-143.00
Medium &	500-600 lbs	140.00-160.00	Medium &	500-600 lbs	124.00-135.00
Large #1	600-700 lbs	140.00-143.00	Large #1	600-700 lbs	125.00-133.00
	700-800 lbs	134.50-150.00		700-800 lbs	117.50-132.00
	800-900 lbs	125.50-132.50		800-900 lbs	113.00-122.00

LSD_MARS_2026 — 3,001 — Monday

SIOUX FALLS REGIONAL STOCKYARDS — Worthing, SD

Feeder Steers	500-600 lbs		Feeder Heifers	500-600 lbs	130.00-141.00
Medium &	600-700 lbs	139.00-148.00	Medium &	600-700 lbs	124.00-136.00
Large #1	700-800 lbs	130.00-139.50	Large #1	700-800 lbs	128.00-137.00
	800-900 lbs	127.75-136.00		800-900 lbs	118.50-133.00
	900-1000 lbs	126.00-132.00		900-1000 lbs	

Live Cattle Settlements — Feeder Cattle Settlements — Monday

CHICAGO MERCANTILE EXCHANGE LIVESTOCK FUTURES SETTLEMENT

Live Cattle		Change	Feeder Cattle		Change
Oct	94.20	(0.67)	Sep	132.82	(0.52)
Dec	99.17	(0.57)	Oct	129.82	(1.07)
Feb	106.07	(0.32)	Nov	128.80	(1.57)

Corn Settlements — Soybean Settlements — Monday

CHICAGO BOARD OF TRADE GRAIN FUTURES SETTLEMENT

Corn		Change	Soybeans		Change
Sep	3.4075	(0.0175)	Sep	8.4500	Unch
Dec	3.5425	(0.0125)	Nov	8.5775	Unch
Mar	3.6725	(0.0150)	Jan	8.7200	Unch

KC Wheat

KANSAS CITY BOARD OF TRADE

Wheat		Change
Sep	4.7450	0.1425
Dec	4.7450	0.1075
Mar	4.7900	0.0850

LM_CT100 — Monday

5 AREA WKLY ACCUMULATED WTD AVG SLAUGHTER CATTLE PRICE

Avg Weight	Head Count	Avg Weight	Avg Price
Live Steer	16,991	1,445	101.73
Live Heifer	10,030	1,293	100.60
Dressed Steer	24,078	924	165.83
Dressed Heifer	7,875	823	165.85

LM_XB403 — Monday

DAILY ESTIMATED BOXED BEEF CUTOUT VALUES

Choice 600-900#	Select 600-900#			
226.95	201.92	**Choice Cuts**	51	loads
(0.36)	(0.02)	**Select Cuts**	37	loads
		Trimmings	15	loads
		Grinds	21	loads

SJ_LS710

ESTD DAILY CATTLE SLAUGHTER

Monday	115,000
Week Ago (est)	3,000
Year Ago (act)	119,000
Wk to date (est)	115,000
Last Week (est)	3,000
Last Year (act)	119,000

LSD_MARS_1788

SLAUGHTER COW MARKET

Springfield Livestock Marketing Center

Monday	Pct Lean	Price
Breaking	75-80	58.50-65.00
Boning	80-85	55.00-60.50
Lean	85-90	40.00-50.50

Previous Day Estimated:	Friday	Saturday
Steer and Heifer	90,000	86,000
Cow and Bull	25,000	15,000

CME Feeder Cattle Index

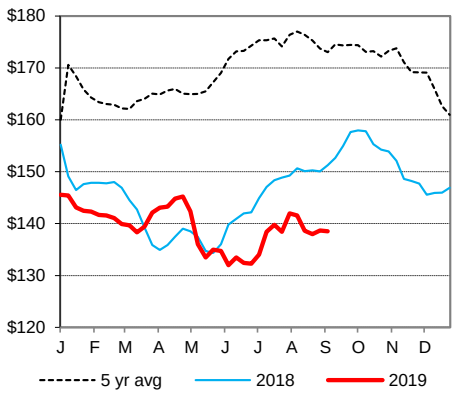

5 Area Wkly Wtd Avg Sltr Steer Price

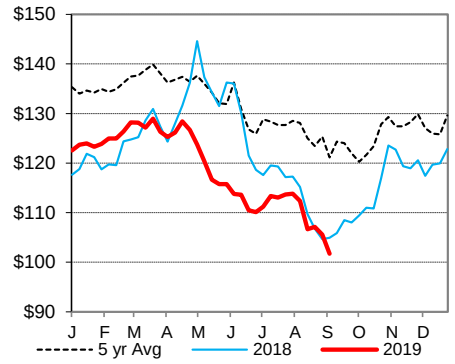

Weekly Choice Cutout

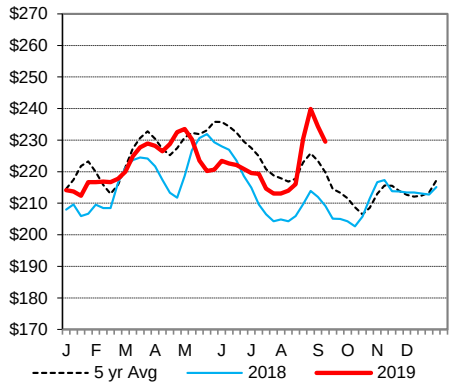

Weekly Select Cutout

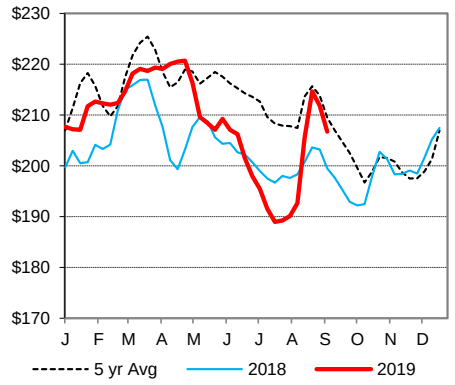

USDA Livestock, Poultry & Grain Market News
St. Joseph, Missouri
Phone: 816-676-7000
Email: stjoe.lpgmn@usda.gov
http://www.ams.usda.gov/LSMarketNews