

National Daily Feeder and Stocker Cattle AM Summary
St. Joseph, Missouri **Friday, August 7, 2020**

AMS 1892			4,298	Thursday	
Farmers and Ranchers			Salina, KS		
Feeder Steers	500-600 lbs	164.00-179.00	Feeder Heifers	400-500 lbs	154.00-156.00
Medium &	600-700 lbs	150.00-159.75	Medium &	500-600 lbs	146.00-152.50
Large #1	700-800 lbs	142.00-155.00	Large #1	600-700 lbs	137.00-144.00
	800-900 lbs	136.00-147.85		700-800 lbs	133.50-137.50
	900-1000 lbs	128.25-138.00		800-900 lbs	128.50-133.00

AMS 1828			3,244	Thursday	
Woodward Livestock Auction			Woodward, OK		
Feeder Steers	500-600 lbs	152.00-177.00	Feeder Heifers	400-500 lbs	144.00-158.00
Medium &	600-700 lbs	142.00-161.50	Medium &	500-600 lbs	133.00-148.00
Large #1	700-800 lbs	133.00-148.00	Large #1	600-700 lbs	126.00-139.50
	800-900 lbs	126.50-139.75		700-800 lbs	125.00-137.50
	900-1000 lbs	125.00-134.00		800-900 lbs	117.00-124.00

AMS 1856			2,700	Thursday	
Valentine Livestock Auction			Valentine, NE		
Feeder Steers	600-700 lbs		Feeder Heifers	400-500 lbs	155.00-164.00
Medium &	700-800 lbs	152.00-153.00	Medium &	500-600 lbs	150.00-155.50
Large #1	800-900 lbs	144.50-154.75	Large #1	600-700 lbs	151.00-155.50
	900-1000 lbs	136.25-146.75		700-800 lbs	
	1000-1100 lbs	130.00-137.10		800-900 lbs	127.00-130.75

CHICAGO MERCANTILE EXCHANGE LIVESTOCK FUTURES SETTLEMENT					
Live Cattle			Feeder Cattle		
		Change			Change
Aug	102.63	0.33	Aug	143.48	(1.33)
Oct	106.98	(0.48)	Sep	145.88	(0.60)
Dec	110.95	(0.70)	Oct	146.78	(0.53)

Corn Settlements	Soybean Settlements	Thursday
----------------------------------	-------------------------------------	----------

CHICAGO BOARD OF TRADE GRAIN FUTURES SETTLEMENT					
Corn			Soybeans		
		Change			Change
Sep	3.1125	0.0025	Aug	8.8075	(0.0125)
Dec	3.2375	0.0050	Sep	8.7475	(0.0150)
Mar	3.3550	0.0000	Nov	8.7800	(0.0075)

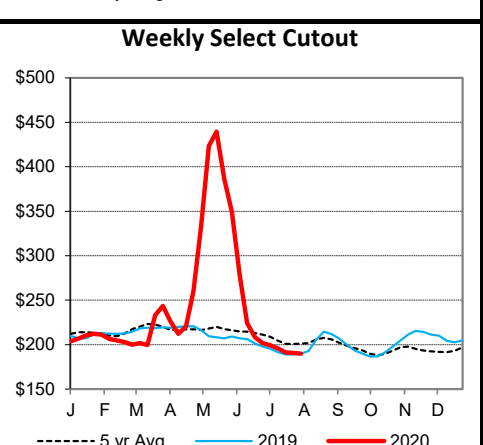
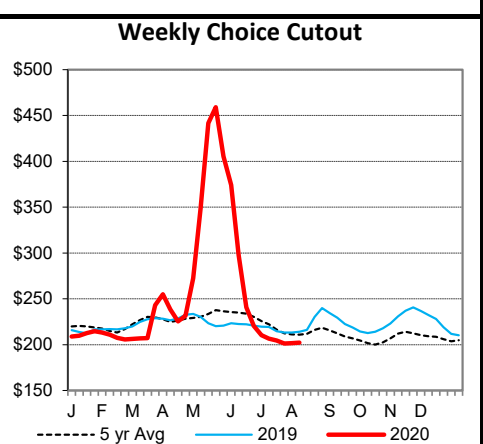
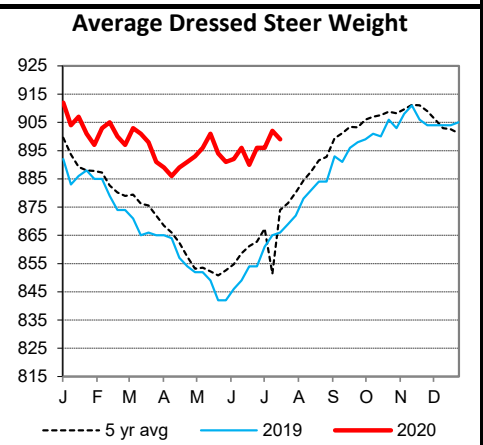
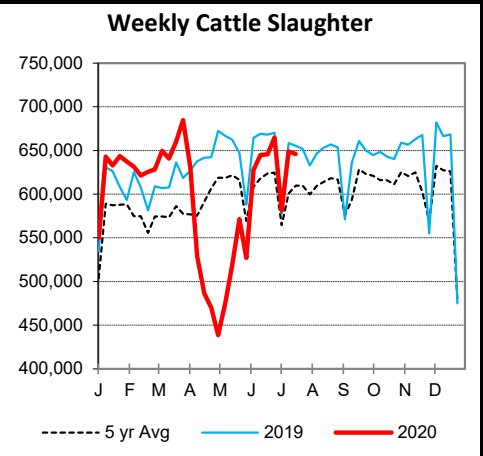
KC Wheat	Wheat	Change
KANSAS CITY BOARD OF TRADE		
Sep	4.1725	(0.0925)
Dec	4.2825	(0.0900)
Mar	4.3975	(0.0850)

AMS 2466				Thursday
5 AREA WKLY ACCUMULATED WTD AVG SLAUGHTER CATTLE PRICE				
	Head Count	Avg Weight	Avg Price	
Live Steer	19,134	1,435	100.41	
Live Heifer	11,715	1,263	100.08	
Dressed Steer	1,732	915	162.70	
Dressed Heifer	748	837	162.27	

AMS 2453					Thursday
DAILY ESTIMATED BOXED BEEF CUTOUT VALUES					
Choice	Select	Choice Cuts			
600-900#	600-900#	Select Cuts	90	loads	
204.66	192.01	Trimming	15	loads	
1.09	1.19	Grinds	18	loads	
			20	loads	

SJ LS710		AMS 1909		Thursday
ESTD DAILY CATTLE SLAUGHTER		SLAUGHTER COW MARKET		
Thursday	118,000	New Holland Livestock		
Week Ago (est)	119,000		Pct Lean	Price
Year Ago (act)	122,000	Breaking	75-80	62.00-67.50
Wk to date (est)	464,000	Boning	80-85	59.00-66.50
Last Week (est)	474,000	Lean	85-90	54.00-61.00
Last Year (act)	483,000	Wednesday		
Previous Day Estimated:	Steer and Heifer	92,000		
	Cow and Bull	25,000		

USDA Livestock, Poultry & Grain Market News



St. Joseph, Missouri
 Phone: 816-676-7000
 Email: stjoe.lpgmn@usda.gov
<http://www.ams.usda.gov/LSMarketNews>