

**AUCTION SUMMARY**

<a href="#">LSD MARS 1815</a>		3,664	Tuesday
<b>KINGSVILLE LIVESTOCK AUCTION</b>			
Kingsville, MO			
Feeder Steers	500-600 lbs	147.50-168.00	Feeder Heifers 500-600 lbs 135.50-142.50
Medium &	600-700 lbs	139.75-149.00	Medium & 600-700 lbs 129.75-140.25
Large #1	700-800 lbs	130.75-146.50	Large #1 700-800 lbs 124.00-136.85
	800-900 lbs	121.25-134.85	800-900 lbs 118.00-126.75
	900-1000 lbs	119.50-125.10	900-1000 lbs

<a href="#">LSD MARS 2023</a>		1,680	Tuesday
<b>PHILIP LIVESTOCK AUCTION</b>			
Philip, SD			
Feeder Steers	500-600 lbs		Feeder Heifers 500-600 lbs
Medium &	600-700 lbs	142.00-148.00	Medium & 600-700 lbs 139.50
Large #1	700-800 lbs		Large #1 700-800 lbs 128.00-129.25
	800-900 lbs	134.50-136.00	800-900 lbs 122.50-126.25
	900-1000 lbs	121.00-129.00	900-1000 lbs 120.25-124.25

<a href="#">LSD MARS 1773</a>		1,261	Tuesday
<b>MILES CITY LIVESTOCK COMMISSION AUCTION</b>			
Miles City, MT			
Feeder Steers	500-600 lbs		Feeder Heifers 500-600 lbs
Medium &	600-700 lbs		Medium & 600-700 lbs 141.25
Large #1	700-800 lbs	135.50-140.00	Large #1 700-800 lbs 134.50-137.50
	800-900 lbs	130.00-131.00	800-900 lbs 120.50-131.00
	900-1000 lbs	130.00	900-1000 lbs 115.00-123.00

<a href="#">Live Cattle Settlements</a>		<a href="#">Feeder Cattle Settlements</a>		Tuesday
<b>CHICAGO MERCANTILE EXCHANGE LIVESTOCK FUTURES SETTLEMENT</b>				
<b>Live Cattle</b>		<b>Change</b>	<b>Feeder Cattle</b>	<b>Change</b>
Oct	96.15	1.95	Sep	133.90 1.07
Dec	101.22	2.05	Oct	131.05 1.22
Feb	108.42	2.35	Nov	130.70 1.90

<a href="#">Corn Settlements</a>		<a href="#">Soybean Settlements</a>		Tuesday
<b>CHICAGO BOARD OF TRADE GRAIN FUTURES SETTLEMENT</b>				
<b>Corn</b>		<b>Change</b>	<b>Soybeans</b>	<b>Change</b>
Sep	3.4850	0.0775	Sep	8.5925 0.1425
Dec	3.6150	0.0725	Nov	8.7200 0.1425
Mar	3.7450	0.0725	Jan	8.8575 0.1375

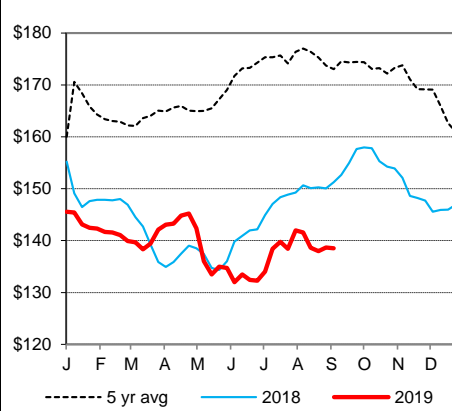
<a href="#">KC Wheat</a>		<a href="#">Wheat</a>		<b>Change</b>
<b>KANSAS CITY BOARD OF TRADE</b>				
	Sep	4.8450		0.1000
	Dec	4.8225		0.0775
	Mar	4.8750		0.0850

<a href="#">LM CT100</a>		Tuesday	
<b>5 AREA WKLY ACCUMULATED WTD AVG SLAUGHTER CATTLE PRICE</b>			
Avg Weight		<b>Head Count</b>	<b>Avg Price</b>
Live Steer	1,455	1,343	97.00
Live Heifer	327	1,239	97.00
Dressed Steer	576	913	157.21
Dressed Heifer	190	829	157.00

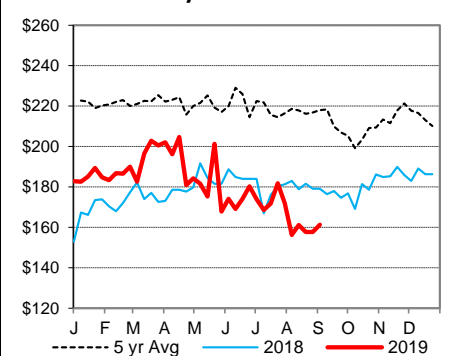
<a href="#">LM XB403</a>		Tuesday	
<b>DAILY ESTIMATED BOXED BEEF CUTOUT VALUES</b>			
<b>Choice</b>	<b>Select</b>	<b>Choice Cuts</b>	66 loads
<b>600-900#</b>	<b>600-900#</b>	<b>Select Cuts</b>	32 loads
225.38	200.98	<b>Trimming</b>	10 loads
(1.57)	(0.94)	<b>Grinds</b>	13 loads

<a href="#">SJ LS710</a>		<a href="#">LSD MARS 1823</a>	
<b>ESTD DAILY CATTLE SLAUGHTER</b>			
Tuesday	116,000	<b>SLAUGHTER COW MARKET</b>	
Week Ago (est)	113,000	<b>Oklahoma National Stockyards</b>	
Year Ago (act)	120,000	Tuesday	<b>Pct Lean</b> <b>Price</b>
Wk to date (est)	231,000	<b>Breaking</b>	75-80 56.00-64.50
Last Week (est)	116,000	<b>Boning</b>	80-85 57.00-63.00
Last Year (act)	239,000	<b>Lean</b>	85-90 56.00-62.00
<b>Previous Day Estimated:</b>	<b>Steer and Heifer</b>	<b>Monday</b>	
	<b>Cow and Bull</b>	92,000	
		23,000	

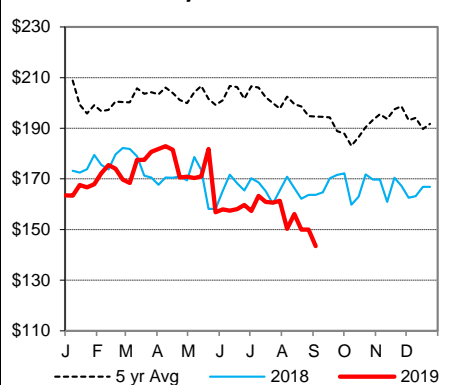
**CME Feeder Cattle Index**



**Oklahoma City 400-500 lb Steer Price**



**Oklahoma City 500-600 lb Steer Price**



**Oklahoma City 700-800 lb Steer Price**

