

National Daily Feeder and Stocker Cattle AM Summary
St. Joseph, Missouri **Monday, August 10, 2020**

AMS 2155		6,615		Friday	
Dunlap Livestock Feeder Cattle					
Feeder Steers	400-500 lbs	172.50-188.50	Feeder Heifers	400-500 lbs	150.00-162.50
Medium &	500-600 lbs	163.00-178.00	Medium &	500-600 lbs	147.00-165.50
Large #1	600-700 lbs	152.00-168.00	Large #1	600-700 lbs	141.00-154.50
	700-800 lbs	139.75-154.00		700-800 lbs	130.00-144.75
	800-900 lbs	131.00-154.25		800-900 lbs	123.00-135.00

AMS 1851		4,585		Friday	
Burwell Livestock Market					
Feeder Steers	500-600 lbs	171.00-180.50	Feeder Heifers	500-600 lbs	155.00-165.00
Medium &	600-700 lbs	154.50-179.00	Medium &	600-700 lbs	146.00-160.50
Large #1	700-800 lbs	143.50-162.00	Large #1	700-800 lbs	139.00-146.75
	800-900 lbs	139.50-148.75		800-900 lbs	130.00-136.85
	900-1000 lbs	132.50-143.25		900-1000 lbs	130.00-139.00

AMS 1849		2,210		Friday	
Lexington Livestock Market					
Feeder Steers	500-600 lbs		Feeder Heifers	500-600 lbs	148.00
Medium &	600-700 lbs	161.00	Medium &	600-700 lbs	140.00
Large #1	700-800 lbs	151.50-152.00	Large #1	700-800 lbs	139.75
	800-900 lbs	138.00-144.25		800-900 lbs	133.50-137.25
	900-1000 lbs	139.50-140.00		900-1000 lbs	131.00-136.00

CHICAGO MERCANTILE EXCHANGE LIVESTOCK FUTURES SETTLEMENT

Live Cattle			Feeder Cattle		
		Change			Change
Aug	102.80	0.18	Aug	142.73	(0.75)
Oct	106.45	(0.53)	Sep	145.13	(0.75)
Dec	110.08	(0.88)	Oct	146.40	(0.38)

Corn Settlements **Soybean Settlements** Friday

CHICAGO BOARD OF TRADE GRAIN FUTURES SETTLEMENT

Corn			Soybeans		
		Change			Change
Sep	3.0775	(0.0350)	Aug	8.7025	(0.1050)
Dec	3.2075	(0.0300)	Sep	8.6575	(0.0900)
Mar	3.3275	(0.0275)	Nov	8.6750	(0.1050)

KC Wheat		Wheat		Change	
KANSAS CITY BOARD OF TRADE		Sep	4.1550	(0.0175)	
		Dec	4.2725	(0.0100)	
		Mar	4.3825	(0.0150)	

[AMS 2466](#) Friday

5 AREA WKLY ACCUMULATED WTD AVG SLAUGHTER CATTLE PRICE			
	Head Count	Avg Weight	Avg Price
Live Steer	30,899	1,451	101.28
Live Heifer	17,776	1,292	100.96
Dressed Steer	8,735	931	163.19
Dressed Heifer	2,552	837	163.09

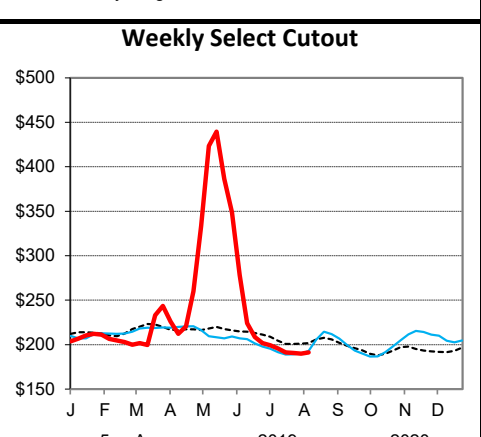
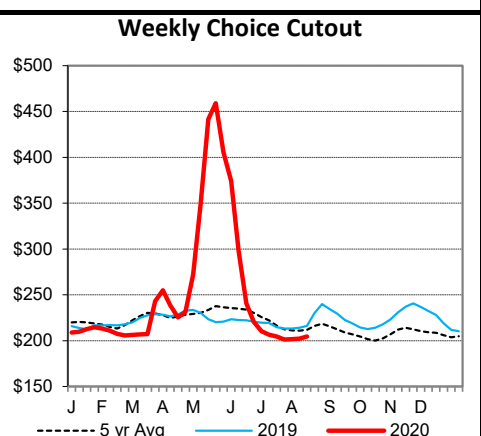
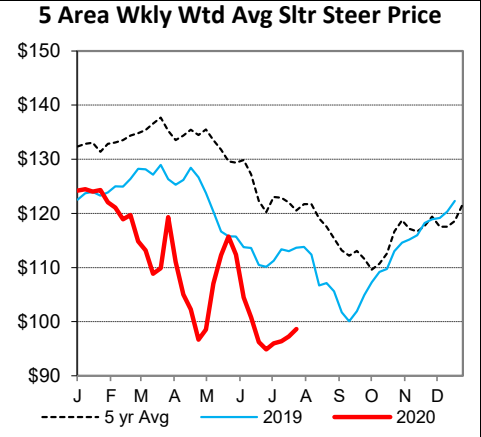
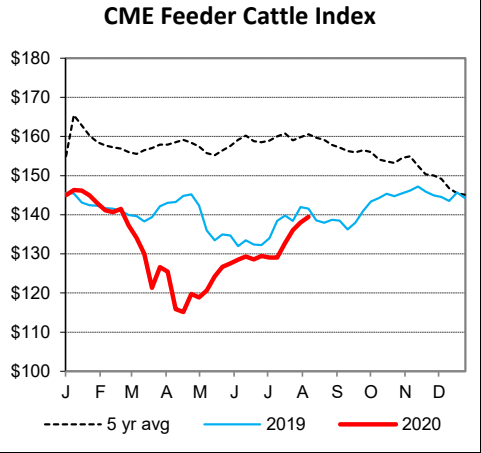
[AMS 2453](#) Friday

DAILY ESTIMATED BOXED BEEF CUTOUT VALUES					
Choice	Select	Choice Cuts			
600-900#	600-900#	Select Cuts			
205.47	192.75	Trimming	16	loads	
0.81	0.74	Grinds	21	loads	

SJ LS710		
ESTD DAILY CATTLE SLAUGHTER		
Friday	109,000	Sat. 60,000
Week Ago (est)	113,000	51,000
Year Ago (act)	117,000	47,000
Wk to date (est)	573,000	633,000
Last Week (est)	587,000	638,000
Last Year (act)	600,000	647,000
Previous Day Estimated:	Steer and Heifer	94,000
	Cow and Bull	24,000

AMS 2101		
SLAUGHTER COW MARKET		
Torrington Livestock Auction		
	Pct Lean	Price
Breaking	75-80	70.00
Boning	80-85	62.00-70.00
Lean	85-90	56.00-63.50
Thursday		

USDA Livestock, Poultry & Grain Market News



St. Joseph, Missouri
 Phone: 816-676-7000
 Email: stjoe.lpgmn@usda.gov
<http://www.ams.usda.gov/LSMarketNews>