

AUCTION SUMMARY

AMS 1249				4,150	Tuesday
Ozarks Regional Stockyards				West Plains, MO	
Feeder Steers	400-500 lbs	173.00-196.00	Feeder Heifers	300-400 lbs	159.00-171.00
Medium &	500-600 lbs	157.00-183.00	Medium &	400-500 lbs	140.00-156.00
Large #1	600-700 lbs	140.00-165.00	Large #1	500-600 lbs	132.00-144.00
	700-800 lbs	129.50-144.00		600-700 lbs	126.50-136.50
	800-900 lbs	124.00-128.00		700-800 lbs	124.00-125.00

AMS 1815				4,023	Tuesday
Kingsville Livestock Auction				Kingsville Livestock Auction	
Feeder Steers	500-600 lbs	164.00-179.50	Feeder Heifers	300-400 lbs	163.50
Medium &	600-700 lbs	143.00-162.50	Medium &	400-500 lbs	146.00-163.50
Large #1	700-800 lbs	137.25-147.75	Large #1	500-600 lbs	134.50-159.75
	800-900 lbs	123.85-135.50		600-700 lbs	135.00-144.00
	900-1000 lbs	124.10-128.50		700-800 lbs	122.60-137.75

AMS 1901				2,315	Tuesday
Winter Livestock				La Junta, CO	
Feeder Steers	400-500 lbs	176.00-194.00	Feeder Heifers	400-500 lbs	150.00-160.00
Medium &	500-600 lbs	155.00-170.00	Medium &	500-600 lbs	140.00-150.00
Large #1	600-700 lbs	143.00-155.00	Large #1	600-700 lbs	134.00-140.50
	700-800 lbs	131.00-138.00		700-800 lbs	123.00-129.50
	800-900 lbs	123.50-132.00		800-900 lbs	118.00-123.25

CHICAGO MERCANTILE EXCHANGE LIVESTOCK FUTURES SETTLEMENTS						Tuesday
<u>Live Cattle</u>			<u>Feeder Cattle</u>			
Apr	119.420	120.000	Mar	136.520	(0.670)	
Jun	117.750	117.870	Apr	140.470	(0.650)	
Aug	116.800	116.920	May	143.570	(0.320)	

CHICAGO BOARD OF TRADE GRAIN FUTURES SETTLEMENTS						Tuesday
<u>Corn</u>			<u>Soybeans</u>			
Mar	5.6075	0.1325	Mar	14.1400	0.2150	
May	5.4500	0.0675	May	14.1250	0.2125	
Jly	5.3275	0.0575	Jly	13.9875	0.1775	

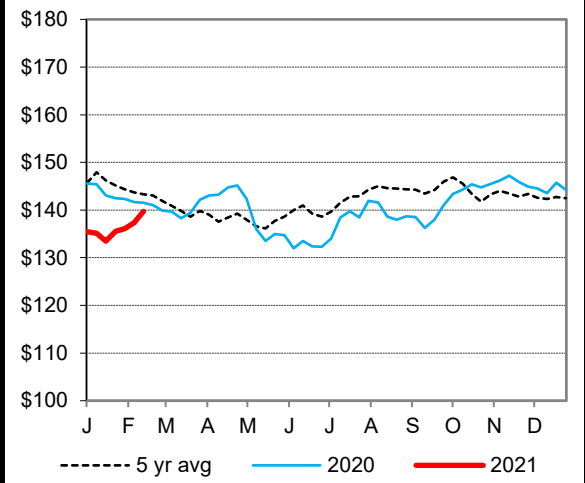
KANSAS CITY BOARD OF TRADE				<u>Wheat</u>		<u>Change</u>
			Mar	6.2700	0.1275	
			May	6.3525	0.1200	
			Jly	6.4050	0.1175	

AMS 2466				Tuesday	
5 AREA WKLY ACCUMULATED WTD AVG SLAUGHTER CATTLE PRICE					
	<u>Head Count</u>	<u>Avg Weight</u>	<u>Avg Price</u>		
Live Steer	0	N/A	N/A		
Live Heifer	0	N/A	N/A		
Dressed Steer	0	N/A	N/A		
Dressed Heifer	0	N/A	N/A		

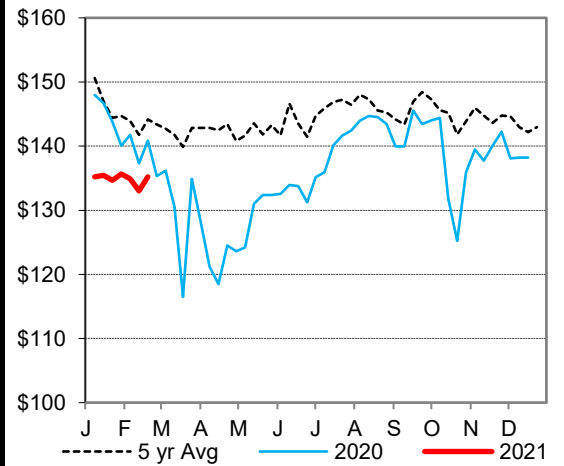
AMS 2453				Tuesday	
DAILY ESTIMATED BOXED BEEF CUTOUT VALUES					
<u>Choice</u>	<u>Select</u>	<u>Choice Cuts</u>	75 loads		
<u>600-900#</u>	<u>600-900#</u>	<u>Select Cuts</u>	19 loads		
234.68	226.17	<u>Trimming</u>	6 loads		
(4.35)	(1.47)	<u>Grinds</u>	12 loads		

SJ LS710		AMS 1788		Monday	
ESTD DAILY CATTLE SLAUGHTER		Springfield Livestock Marketing Center			
Tuesday	123,000			<u>Pct Lean</u>	<u>Price</u>
Week Ago (est)	122,000	Breaking	75-80	57.50-63.00	
Year Ago (act)	124,000	Boning	80-85	53.00-60.00	
Wk to date (est)	243,000	Lean	85-90	40.00-51.00	
Last Week (est)	241,000	Monday			
Last Year (act)	247,000				
Previous Day Estimated:	Steer and Heifer	95,000			
	Cow and Bull	25,000			

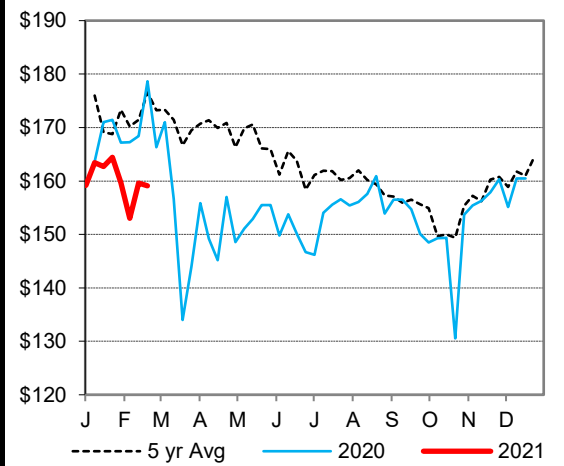
CME Feeder Cattle Index



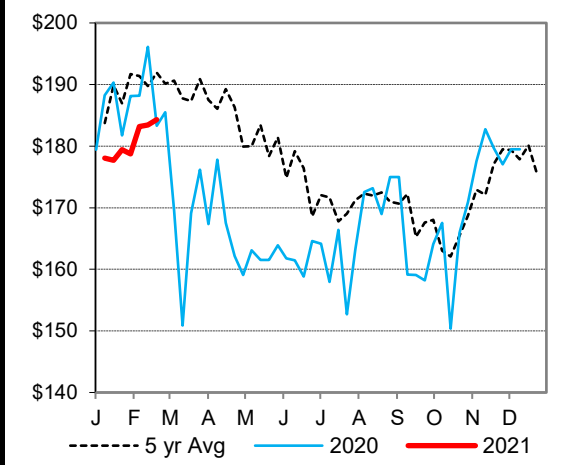
Oklahoma City 700-800 lb Steer Price



Oklahoma City 500-600 lb Steer Price



Oklahoma City 400-500 lb Steer Price



St. Joseph, Missouri
 Phone: 816-676-7000
 Email: stjoe.lpgmn@usda.gov
<http://www.ams.usda.gov/LSMarketNews>