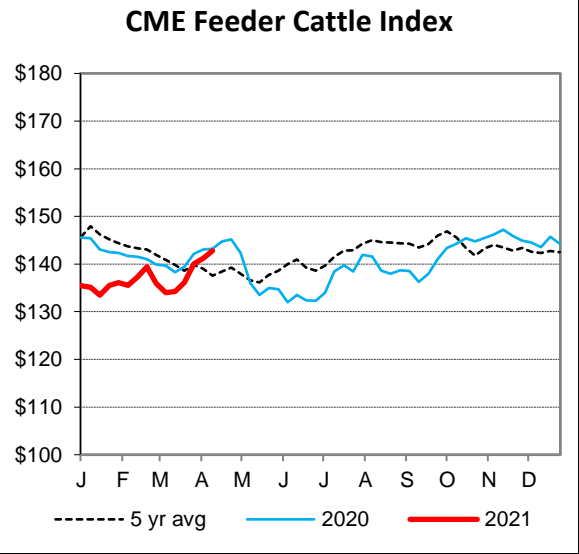


AUCTION SUMMARY

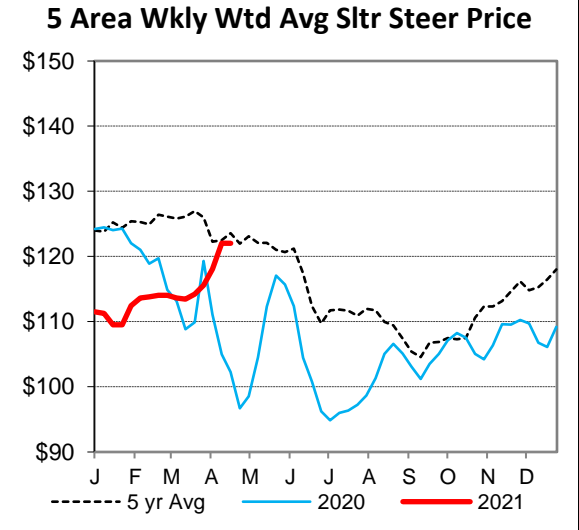
| | | | | | |
|-------------------------------------|--------------|---------------|-------------------|--------------|---------------|
| AMS 1280 | | 7,752 | | Monday | |
| Oklahoma National Stockyards | | | | | |
| Oklahoma City, OK | | | | | |
| Feeder Steers | 500-600 lbs | 156.00-173.00 | Feeder Heifers | 500-600 lbs | 140.00-156.00 |
| Medium & Large #1 | 600-700 lbs | 141.00-170.50 | Medium & Large #1 | 600-700 lbs | 126.50-146.50 |
| | 700-800 lbs | 127.00-148.75 | | 700-800 lbs | 121.00-137.25 |
| | 800-900 lbs | 124.00-133.75 | | 800-900 lbs | 117.00-124.25 |
| | 900-1000 lbs | 117.50-131.00 | | 900-1000 lbs | 117.00-120.00 |

| | | | | | |
|-----------------------------------|--------------|---------------|-------------------|-------------|---------------|
| AMS 1245 | | 4,961 | | Monday | |
| Joplin Regional Stockyards | | | | | |
| Carthage, MO | | | | | |
| Feeder Steers | 500-600 lbs | 162.00-180.00 | Feeder Heifers | 400-500 lbs | 150.00-158.00 |
| Medium & Large #1 | 600-700 lbs | 147.00-160.00 | Medium & Large #1 | 500-600 lbs | 137.00-151.00 |
| | 700-800 lbs | 137.00-154.00 | | 600-700 lbs | 131.00-144.00 |
| | 800-900 lbs | 134.00-137.00 | | 700-800 lbs | 124.00-136.25 |
| | 900-1000 lbs | 123.50-126.00 | | 800-900 lbs | 122.00-123.00 |

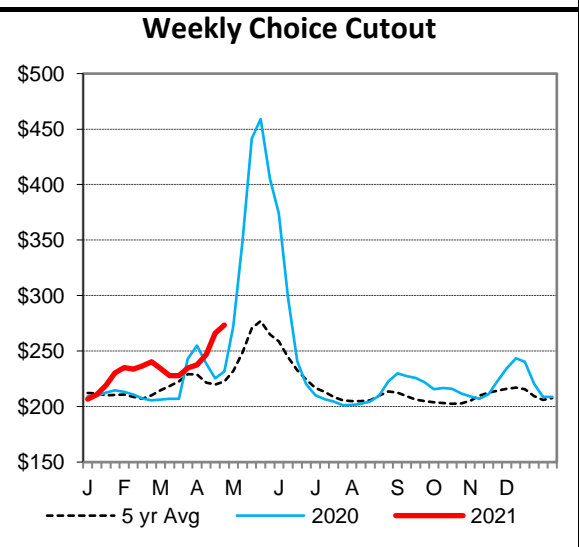
| | | | | | |
|--------------------------------------------|--------------|---------------|-------------------|-------------|---------------|
| AMS 2026 | | 2,610 | | Monday | |
| Sioux Falls Regional Cattle Auction | | | | | |
| Worthing, SD | | | | | |
| Feeder Steers | 500-600 lbs | 160.00-165.00 | Feeder Heifers | 400-500 lbs | 156.00-157.00 |
| Medium & Large #1 | 600-700 lbs | 150.00-164.00 | Medium & Large #1 | 500-600 lbs | 140.00-160.00 |
| | 700-800 lbs | 135.00-157.00 | | 600-700 lbs | 135.00-146.50 |
| | 800-900 lbs | 126.00-146.00 | | 700-800 lbs | 128.00-138.00 |
| | 900-1000 lbs | 123.00-128.50 | | 800-900 lbs | 115.00-124.25 |



| CHICAGO MERCANTILE EXCHANGE LIVESTOCK FUTURES SETTLEMENT | | | | | Monday |
|-----------------------------------------------------------------|---------|---------|-------------------------------|---------|---------|
| Live Cattle | | Change | Feeder Cattle | | Change |
| Apr | 120.350 | (0.500) | Apr | 137.720 | (1.900) |
| Jun | 118.600 | (0.570) | May | 142.470 | (1.250) |
| Aug | 118.650 | (0.500) | Aug | 152.770 | (1.770) |

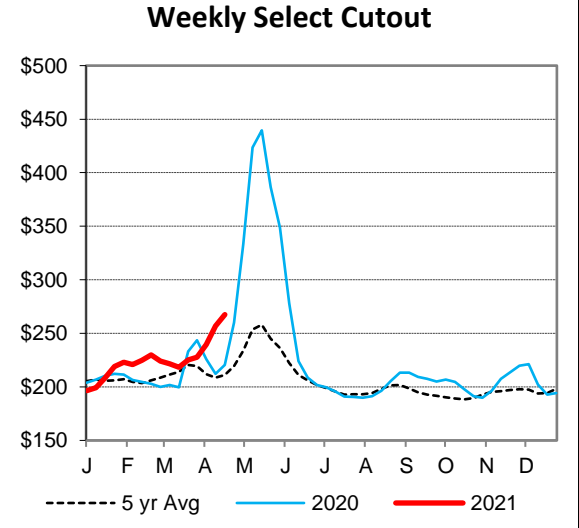


| CHICAGO BOARD OF TRADE GRAIN FUTURES SETTLEMENTS | | | | | Monday |
|---------------------------------------------------------|--------|--------|--------------------------|---------|--------|
| Corn | | Change | Soybeans | | Change |
| May | 5.9200 | 0.0650 | May | 14.4975 | 0.1650 |
| Jul | 5.8050 | 0.0675 | Jly | 14.3650 | 0.1400 |
| Sep | 5.3750 | 0.0800 | Aug | 13.9375 | 0.1275 |



| KANSAS CITY BOARD OF TRADE | | | Wheat | | Change |
|-----------------------------------|--|--|-----------------------|--------|--------|
| | | | May | 6.6450 | 0.0025 |
| | | | Jul | 6.7125 | Unch |
| | | | Sep | 6.7700 | 0.0050 |

| AMS 2466 | | Monday | |
|---------------------------------------------------------------|------------|------------|-----------|
| 5 AREA WKLY ACCUMULATED WTD AVG SLAUGHTER CATTLE PRICE | | | |
| | Head Count | Avg Weight | Avg Price |
| Live Steer | 28,696 | 1,442 | 122.03 |
| Live Heifer | 9,354 | 1,300 | 121.30 |
| Dressed Steer | 15,837 | 940 | 195.54 |
| Dressed Heifer | 7,768 | 850 | 195.84 |



| AMS 2453 | | Monday | |
|-------------------------------------------------|-----------------|--------------------|----------|
| DAILY ESTIMATED BOXED BEEF CUTOUT VALUES | | | |
| Choice | Select | Choice Cuts | 44 loads |
| 600-900# | 600-900# | Select Cuts | 18 loads |
| 276.17 | 269.13 | Trimmings | 10 loads |
| 0.12 | 0.03 | Grinds | 20 loads |

| | | | | | |
|------------------------------------|-------------------------|-----------------------------------------------|----------|--------------------|--|
| SJ LS710 | | AMS 1788 | | Monday | |
| ESTD DAILY CATTLE SLAUGHTER | | Springfield Livestock Marketing Center | | | |
| Monday | 119,000 | | | Avg Dressing Price | |
| Week Ago (est) | 112,000 | | Pct Lean | | |
| Year Ago (act) | 87,000 | Breaking | 75-80 | 62.50-68.50 | |
| Wk to date (est) | 119,000 | Boning | 80-85 | 59.50-65.50 | |
| Last Week (est) | 112,000 | Lean | 85-90 | 47.00-56.00 | |
| Last Year (act) | 87,000 | Friday | Saturday | | |
| Previous Day Estimated: | Steer and Heifer | 89,000 | 58,000 | | |
| | Cow and Bull | 24,000 | 12,000 | | |

St. Joseph, Missouri
 Phone: 816-676-7000
 Email: stjoe.lpgmn@usda.gov
<http://www.ams.usda.gov/LSMarketNews>