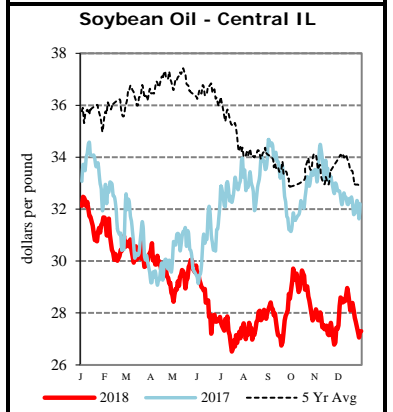
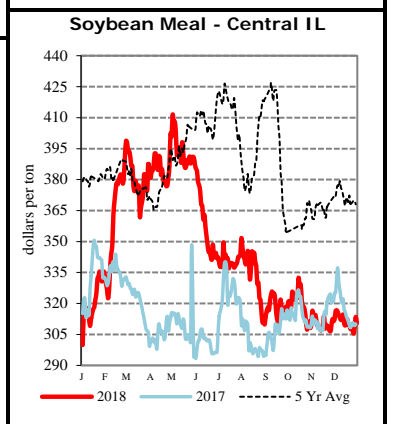


EXPORT	PRICE (\$/bu)	CHANGE (¢/bu)	BASIS (¢)		CHANGE
Atlantic - JO_GR850					
Soybeans	8.8475	+22.25	-10.00	F	+10.00
SRW	NQ	NQ	NQ		NQ
Chicago - GX_GR110					
Corn	3.2975 - 3.5575	+0.75	-46.00	H to -20.00 H	UNCH
Soybeans	8.5000 - 8.6500	+12.50 to +14.50	-57.00	H to -42.00 H	No Comp
SRW	5.0675 - 5.1675	+3.50	Opt	H to +10.00 H	UNCH
Gulf - JO_GR112					
Corn	4.1575 - 4.2275	No Comp	+40.00	H to +47.00 H	No Comp
Soybeans	9.2800 - 9.3200	No Comp	+21.00	H to +25.00 H	No Comp
SRW	5.8675	No Comp		+80.00 H	No Comp
12 HRW	5.5250 - 5.6750	+3.75	+60.00	H to +75.00 H	UNCH
PNW - JO_GR110					
SWW	6.15 - 6.35	No Comp	+108.25	H to +128.25 H	No Comp
Ord HRW	6.20 - 6.38	No Comp	+127.00	H to +145.00 H	No Comp
Toledo - GX_GR111					
Corn	3.6375	+0.75		-12.00 H	UNCH
Soybeans	8.6200	+12.00		-45.00 H	UNCH
SRW	5.0175	+3.50		-5.00 H	UNCH

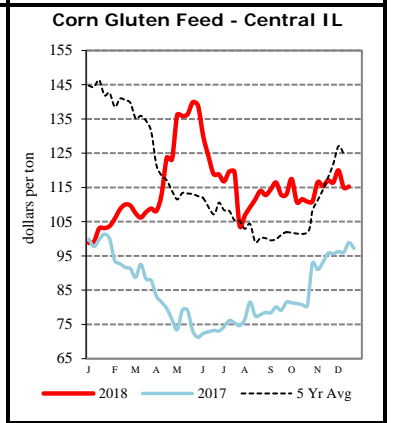
All prices are reported in dollars/bushel, except soybean and corn oil is in cents/lb. and soybean meal is in dollars/ton.



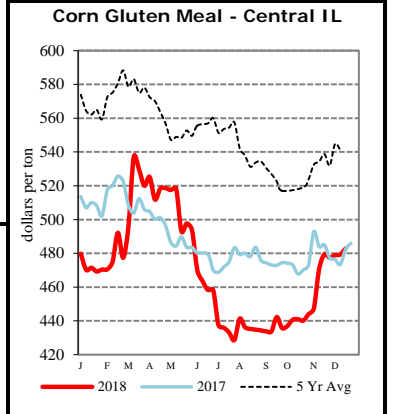
TERMINAL	PRICE (\$/bu)	CHANGE (¢/bu)	BASIS (¢)		CHANGE
Kansas City - SJ_GR112					
Corn	3.72	+1.00	-4.00	H	UNCH
Soybeans	8.62	+14.00	-45.00	H	No Comp
Ord HRW	5.08	+4.00	+15.00	H	UNCH
Minneapolis - MS_GR110					
14 DNS/NS Del Chicag	6.3900 - 6.5400	No Comp	+85.00	H to +100.00 H	No Comp
Oats	3.1325 - 3.4825	-8.00 to +3.00	+35.00	H to +70.00 H	-11.00 to UNCH
Omaha - WH_GR110					
Corn	3.58	+1.00	-17.75	H	+0.25
Soybeans	8.22 - 8.35	No Comp	-85.00	H to -72.00 H	No Comp
Portland - JO_GR111					
11.5 HRW	6.43 - 6.53	No Comp	+150.00	H to +160.00 H	No Comp
14 DNS	6.49 - 6.59	+5.00	+95.00	H to +105.00 H	UNCH



RIVER	PRICE (\$/bu)	CHANGE (¢/bu)	BASIS (¢)		CHANGE
So. Iowa, Mississippi River - MS_GR114					
Corn	3.4475 - 3.4975	+0.75 to +4.75	-31.00	H to -26.00 H	UNCH to +4.00
Soybeans	8.3500 - 8.4200	+11.50 to +17.50	-72.00	H to -65.00 H	No Comp
St. Louis, Mississippi River - JC_GR110					
Corn	3.7900 - 3.8100	+2.00 to +1.00	+3.25	H to +5.25 H	+1.25 to +0.25
Soybeans	8.8700	+15.00 to +12.00	-7.75	F	+2.75 to -0.25
SRW	5.3600 - 5.4100	+1.00 to +4.00	+29.25	H to +34.25 H	-2.50 to +0.50
Memphis, Mississippi River - LR_GR110					
Corn	NQ	NQ	NQ		NQ
Soybeans	NQ	NQ	NQ		NQ
SRW	NQ	NQ	NQ		NQ
Cincinnati, Ohio River - GX_GR114					
Corn	3.5875 - 3.6175	+6.75 to +2.75	-17.00	H to -14.00 H	+6.00 to +2.00
Soybeans	8.6600 - 8.6800	+13.50 to +13.00	-41.00	H to -39.00 H	-1.00 to -9.00
SRW	NQ	NQ	NQ		NQ
Mt. Vernon, Indiana, Ohio River - GX_GR114					
Corn	3.6375 - 3.6975	+16.75 to +7.75	-12.00	H to -6.00 H	+16.00 to +7.00
Soybeans	8.7200 - 8.8275	+14.00 to +7.75	-35.00	H to -12.00 F	+2.00 to +8.00
SRW	5.2475 - 5.2875	+11.50 to +9.50	+18.00	H to +22.00 H	+8.00 to +6.00
No. Peoria, Illinois River - GX_GR112					
Corn	3.5375 - 3.5875	+3.75 to +2.75	-22.00	H to -17.00 H	+3.00 to +2.00
Soybeans	8.5800 - 8.6300	+13.50	-49.00	H to -44.00 H	No Comp



PROCESSOR	PRICE	CHANGE	BASIS		CHANGE
Central IL					
Corn	3.5175 - 3.6975	+0.75 to +2.75	-24.00	H to -6.00 H	UNCH to +2.00
Soybeans	8.6700 - 8.8400	+14.50 to +11.50	-40.00	H to -23.00 H	No Comp
Crude SB Oil	27.40 - 27.90	+0.35	-50.00	F to Opt F	UNCH
48 SB Meal	314.90 - 315.90	+5.00	Opt	H to +1.00 H	UNCH
Crude Corn Oil - Rail	26.00	UNCH	N/A		N/A



FUTURES		PRICE	CHANGE		PRICE	CHANGE
CME Group	Corn	H Mar 19	3.7575	+0.75	K May 19	3.8350 +0.50
	Soybeans	F Jan 19	8.9475	+12.25	H Mar 19	9.0700 +12.00
	Wheat (SRW)	H Mar 19	5.0675	+3.50	K May 19	5.1300 +2.50
	Oats	H Mar 19	2.7825	+3.00	K May 19	2.8075 +2.75
MGEX	HRS Wheat (DNS)	H Mar 19	5.5400	+5.00	K May 19	5.5950 +5.25
KCBOT	HRW Wheat	H Mar 19	4.9250	+3.75	K May 19	5.0325 +2.50

USDA Livestock, Poultry & Grain Market News
 210 Walnut Street, Room 767
 Des Moines, Iowa 50309
 Phone: 515-284-4460
 Email: Desm.LPGMN@ams.usda.gov
www.ams.usda.gov/LPSMarketNewsPage