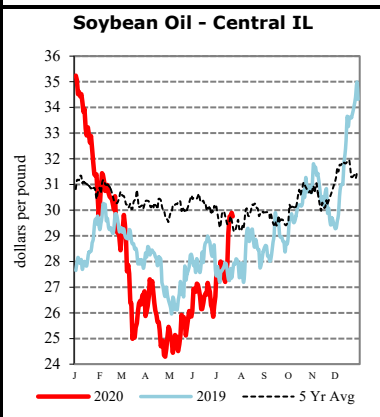
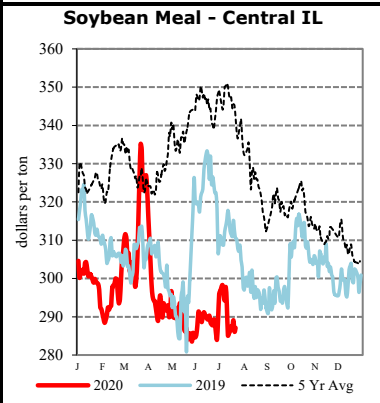


EXPORT	PRICE (\$/bu)	CHANGE (¢/bu)	BASIS (¢)	CHANGE
<u>Atlantic - JO GR850</u>				
Soybeans	9.1650	-5.25	+25.00 Q	UNCH
SRW	5.3275	+9.25	Opt U	UNCH
<u>Chicago - GX GR110</u>				
Corn	2.9050 - 3.0150	-4.50	-25.00 u to -14.00 u	UNCH
Soybeans	8.8025 - 8.9025	-2.25 to -11.50	-5.00 x to +5.00 x	UNCH
SRW	5.2275 - 5.3775	+9.25	-10.00 u to +5.00 u	UNCH
<u>Gulf - JO GR112</u>				
Corn	3.7150 - 3.7850	-6.50 to -4.50	+56.00 u to +63.00 u	-2.00 to UNCH
Soybeans	9.6150 - 9.6350	-5.25	+70.00 q to +72.00 q	UNCH
SRW	5.8675 - 5.9775	+9.25	+54.00 u to +65.00 u	UNCH
12 HRW	NQ	N/A	N/A	N/A
<u>PNW - JO GR110</u>				
SWW	N/A	N/A	N/A	N/A
Ord HRW	5.51 - 5.66	+9.00	+105.00 U to +120.00 U	UNCH
<u>Toledo - GX GR111</u>				
Corn	3.0850 - 3.1050	-4.50	-7.00 U to -5.00 U	UNCH
Soybeans	8.7225 - 8.9025	-10.25 to -6.50	-13.00 X to +5.00 X	-8.00 to +5.00
SRW	5.3275 - 5.3775	+4.25	Opt U to +5.00 U	-5.00

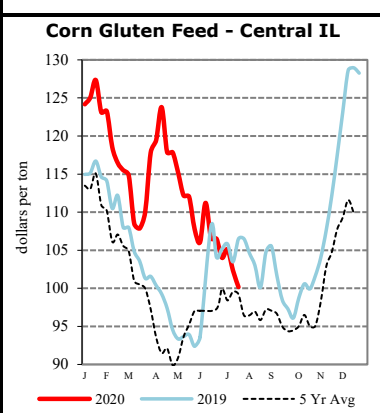
All prices are reported in dollars/bushel, except soybean and corn oil is in cents/lb. and soybean meal is in dollars/ton.



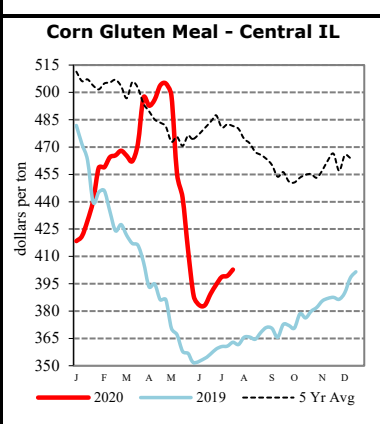
TERMINAL	PRICE (\$/bu)	CHANGE (¢/bu)	BASIS (¢)	CHANGE
<u>Kansas City - SJ GR112</u>				
Corn	3.16 - 3.18	-4.00 to -6.00	Opt U to +2.00 U	UNCH to -2.00
Soybeans	8.47 - 8.80	-3.00	-38.00 X to -5.00 X	UNCH
Ord HRW	4.61 - 4.71	+9.00	+15.00 U to +25.00 U	UNCH
<u>Minneapolis - MS GR110</u>				
14 DNS/NS Del Chicag	NQ	NQ	N/A	NQ
Oats	2.9200 - 3.2700	-37.00 to -4.00	+10.00 U to +45.00 U	-33.00 to UNCH
<u>Omaha - WH GR110</u>				
Corn	2.96 - 3.01	-4.00	-19.50 u to -14.50 u	+0.50
Soybeans	8.45 - 8.47	-5.00 to -10.00	-40.25 x to -38.25 x	No Comp
<u>Portland - JO GR111</u>				
11.5 HRW	5.81 - 5.96	+9.00	+135.00 U to +150.00 U	UNCH
14 DNS	6.06 - 6.16	+5.00 to -5.00	+95.00 U to +105.00 U	UNCH to -10.00



RIVER	PRICE (\$/bu)	CHANGE (¢/bu)	BASIS (¢)	CHANGE
<u>So. Iowa, Mississippi River - MS GR114</u>				
Corn	3.0650 - 3.1450	-7.50 to -4.50	-9.00 U to -1.00 U	-3.00 to UNCH
Soybeans	8.8850 - 8.9250	-5.25	-3.00 Q to +1.00 Q	UNCH
<u>St. Louis, Mississippi River - JC GR110</u>				
Corn	3.3500 - 3.3600	-11.00 to -10.00	+19.50 u to +20.50 u	+4.50 to +0.50
Soybeans	9.2300	-5.00 to -6.00	+31.50 q	-0.50 to -1.50
SRW	5.4700 - 5.5200	+9.00	+14.25 u to +19.25 u	-11.75 to -6.75
<u>Memphis, Mississippi River - LR GR110</u>				
Corn	3.2750 - 3.1350	-4.50	+12.00 u to -2.00 u	UNCH
Soybeans	9.2150 - 9.2025	No Comp	+30.00 q to +35.00 x	No Comp
SRW	5.5775	+9.25	+25.00 u	UNCH
<u>Toledo -On River</u>				
Corn	3.1050 - 3.1150	-4.50	-5.00 u to -4.00 u	-5.00 to -21.00
Soybeans	8.8025 - 8.9150	-2.25 to -5.25	-5.00 x to Opt q	UNCH
SRW	5.3775 - 5.4275	+9.25	+5.00 u to +10.00 u	+11.00 to -13.00
<u>Ohio River</u>				
Corn	3.1650 - 3.3250	-3.50 to -4.50	+1.00 u to +17.00 u	+1.00 to UNCH
Soybeans	9.0150 - 9.1950	-5.25	+10.00 q to +28.00 q	UNCH
SRW	5.2875 - 5.4975	+11.25 to +3.25	-4.00 u to +17.00 u	+2.00 to -6.00
<u>North Illinois River</u>				
Corn	2.6550 - 2.9050	-4.50	-50.00 u to -25.00 u	UNCH
Soybeans	8.4150 - 8.6150	-5.25	-50.00 q to -30.00 q	UNCH



PROCESSOR	PRICE	CHANGE	BASIS	CHANGE
<u>Central IL</u>				
<u>Corn</u>	3.0550 - 3.3050	-4.50	-10.00 u to +15.00 u	UNCH
<u>Soybeans</u>	8.7325 - 9.0025	-2.25 to -1.25	-12.00 x to +15.00 x	UNCH to +1.00
Crude SB Oil	29.42 - 29.97	+0.62 to +0.32	-30.00 u to +25.00 u	+30.00 to UNCH
48 SB Meal	288.90 - 289.90	-0.90 to -1.90	-1.00 u to Opt u	+1.00 to UNCH
Crude Corn Oil - Rail	45.00 - 46.50	N/A	N/A	N/A



FUTURES	PRICE	CHANGE	PRICE	CHANGE
CME Group				
Corn	U Sep 20 3.1550	-4.50	Z Dec 20 3.2625	-3.75
Soybeans	Q Aug 20 8.9150	-5.25	U Sep 20 8.8450	-3.25
Wheat (SRW)	U Sep 20 5.3275	+9.25	Z Dec 20 5.3850	+8.25
Oats	U Sep 20 2.8200	-4.00	Z Dec 20 2.7250	-1.50
MGEX	U Sep 20 5.1100	+4.75	Z Dec 20 5.2475	+5.00
KCBOT	U Sep 20 4.4575	+9.00	Z Dec 20 4.5600	+8.50

USDA Livestock, Poultry & Grain Market News
 210 Walnut Street, Room 767
 Des Moines, Iowa 50309
 Phone: 515-284-4460
 Email: Desm.LPGMN@usda.gov
www.ams.usda.gov/LPSMarketNewsPage