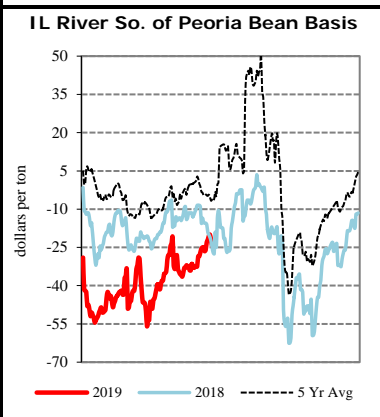
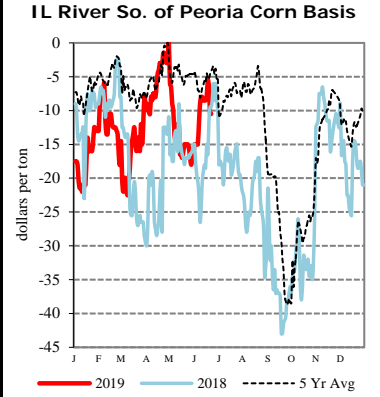


| EXPORT | PRICE (\$/bu) | CHANGE (¢/bu) | BASIS (¢) | | CHANGE |
|----------------------------|-----------------|----------------|--------------|-----------|---------------|
| <u>Atlantic - JO_GR850</u> | | | | | |
| Soybeans | N/A | N/A | N/A | N/A | N/A |
| SRW | N/A | N/A | N/A | N/A | N/A |
| <u>Chicago - GX_GR110</u> | | | | | |
| Corn | 3.0200 - 3.2200 | -4.00 | -25.00 U to | -5.00 U | UNCH |
| Soybeans | 9.0675 - 9.1875 | -0.50 to -1.50 | -7.00 X to | +5.00 X | +1.00 to UNCH |
| SRW | 4.9750 - 5.1250 | -9.00 | -10.00 U to | +5.00 U | UNCH |
| <u>Gulf - JO_GR112</u> | | | | | |
| Corn | 3.8200 - 3.8400 | -3.00 to -4.00 | +55.00 U to | +57.00 U | +1.00 to UNCH |
| Soybeans | 9.8575 - 9.9075 | -1.50 | +72.00 X to | +77.00 X | UNCH |
| SRW | 5.5750 - 5.5950 | -9.00 | +50.00 U to | +52.00 U | UNCH |
| 12 HRW | N/A | N/A | N/A | N/A | N/A |
| <u>PNW - JO_GR110</u> | | | | | |
| SWW | N/A | N/A | N/A | N/A | N/A |
| Ord HRW | 5.35 - 5.45 | -7.00 | +105.00 U to | +115.00 U | UNCH |
| <u>Toledo - GX_GR111</u> | | | | | |
| Corn | 3.1700 - 3.2200 | -4.00 | -10.00 U to | -5.00 U | UNCH |
| Soybeans | 9.0075 - 9.0875 | -1.50 to -6.50 | -13.00 X to | -5.00 X | UNCH to -5.00 |
| SRW | 5.0750 | -9.00 | | Opt U | UNCH |

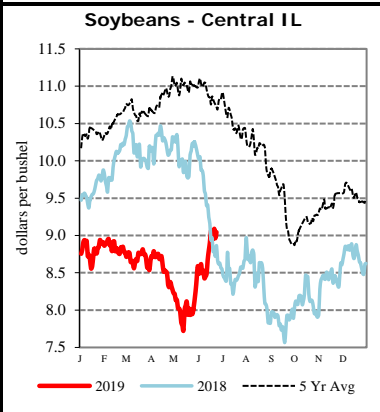
All prices are reported in dollars/bushel, except soybean and corn oil is in cents/lb. and soybean meal is in dollars/ton.



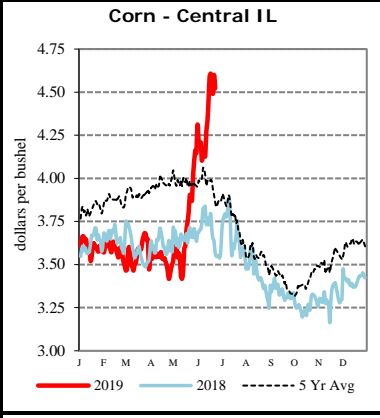
| TERMINAL | PRICE (\$/bu) | CHANGE (¢/bu) | BASIS (¢) | | CHANGE |
|-------------------------------|-----------------|---------------|--------------|-----------|--------|
| <u>Kansas City - SJ_GR112</u> | | | | | |
| Corn | 3.49 | -4.00 | | +22.00 U | UNCH |
| Soybeans | 8.94 - 9.09 | -1.00 | -20.00 X to | -5.00 X | UNCH |
| Ord HRW | 4.45 - 4.55 | -7.00 | +15.00 U to | +25.00 U | UNCH |
| <u>Minneapolis - MS_GR110</u> | | | | | |
| 14 DNS/NS Del Chicag | 5.8700 | +2.00 | | +80.00 U | UNCH |
| Oats | 2.7650 - 3.1650 | +4.00 | +10.00 Z to | +50.00 Z | UNCH |
| <u>Omaha - WH_GR110</u> | | | | | |
| Corn | 3.15 - 3.17 | -4.00 | -12.00 U to | -10.00 U | UNCH |
| Soybeans | 8.76 - 8.79 | -2.00 | -38.00 X to | -35.00 X | UNCH |
| <u>Portland - JO_GR111</u> | | | | | |
| 11.5 HRW | 5.65 - 5.75 | -7.00 | +135.00 U to | +145.00 U | UNCH |
| 14 DNS | 6.02 - 6.17 | +2.00 | +95.00 U to | +110.00 U | UNCH |



| RIVER | PRICE (\$/bu) | CHANGE (¢/bu) | BASIS (¢) | | CHANGE |
|--|-----------------|------------------|-------------|----------|-----------------|
| <u>So. Iowa, Mississippi River - MS_GR114</u> | | | | | |
| Corn | 3.2000 - 3.2300 | -5.00 | -7.00 U to | -4.00 U | -1.00 |
| Soybeans | 9.1975 - 9.2475 | -1.50 to -4.50 | +6.00 X to | +11.00 X | UNCH to -3.00 |
| <u>St. Louis, Mississippi River - JC_GR110</u> | | | | | |
| Corn | 3.4900 - 3.5000 | -4.00 | +22.00 U to | +23.00 U | UNCH |
| Soybeans | 9.1175 - 9.5675 | -1.50 | -2.00 X to | +43.00 X | UNCH |
| SRW | 5.1750 - 5.4250 | -9.00 | +10.00 U to | +35.00 U | UNCH |
| <u>Memphis, Mississippi River - LR_GR110</u> | | | | | |
| Corn | 3.3200 - 3.4200 | -4.00 to +1.00 | +5.00 U to | +15.00 U | UNCH to +5.00 |
| Soybeans | 9.3375 - 9.4875 | -3.50 to -1.50 | +20.00 X to | +35.00 X | -2.00 to UNCH |
| SRW | 5.1550 - 5.1750 | -9.00 | +8.00 U to | +10.00 U | UNCH |
| <u>Toledo - On River</u> | | | | | |
| Corn | 3.1700 - 3.2200 | -4.00 | -10.00 U to | -5.00 U | UNCH |
| Soybeans | 9.0075 - 9.0875 | -1.50 to -6.50 | -13.00 X to | -5.00 X | UNCH to -5.00 |
| SRW | 5.0750 | -9.00 | | Opt U | UNCH |
| <u>Ohio River</u> | | | | | |
| Corn | 3.2700 - 3.3400 | -4.00 to -3.00 | Opt U to | +7.00 U | UNCH to +1.00 |
| Soybeans | 9.3375 - 9.4175 | -1.50 | +20.00 X to | +28.00 X | UNCH |
| SRW | 4.9050 - 5.2150 | -21.00 to -12.00 | -17.00 U to | +14.00 U | -12.00 to -3.00 |
| <u>North Illinois River</u> | | | | | |
| Corn | 3.0200 - 3.2700 | -4.00 | -25.00 U to | Opt U | UNCH |
| Soybeans | 8.8575 - 9.1375 | -1.50 | -28.00 X to | Opt X | UNCH |



| PROCESSOR | PRICE | CHANGE | BASIS | | CHANGE |
|-----------------------|-----------------|----------------|-------------|----------|---------------|
| <u>Central IL</u> | | | | | |
| <u>Corn</u> | 3.1700 - 3.4200 | -4.00 | -10.00 U to | +15.00 U | UNCH |
| <u>Soybeans</u> | 9.0175 - 9.3575 | -1.50 to +3.50 | -12.00 X to | +22.00 X | UNCH to +5.00 |
| Crude SB Oil | 31.83 - 32.18 | +0.28 | +25.00 U to | +60.00 U | UNCH |
| 48 SB Meal | 294.20 - 296.20 | -2.10 | -2.00 U to | Opt U | UNCH |
| Crude Corn Oil - Rail | 45.00 | UNCH | N/A | N/A | N/A |



| FUTURES | | PRICE | CHANGE | | PRICE | CHANGE |
|-----------|-----------------|----------|--------|-------|----------|--------------|
| CME Group | Corn | U Sep 20 | 3.2700 | -4.00 | Z Dec 20 | 3.4175 -3.00 |
| | Soybeans | Q Aug 20 | 0.0000 | UNCH | U Sep 20 | 9.1200 -0.50 |
| | Wheat (SRW) | U Sep 20 | 5.0750 | -9.00 | Z Dec 20 | 5.1750 -8.75 |
| | Oats | U Sep 20 | 2.7250 | -1.00 | Z Dec 20 | 2.6650 +3.50 |
| MGEX | HRS Wheat (DNS) | U Sep 20 | 5.0700 | +2.00 | Z Dec 20 | 5.2100 +1.00 |
| KCBOT | HRW Wheat | U Sep 20 | 4.3000 | -7.25 | Z Dec 20 | 4.4150 -7.00 |

USDA Livestock, Poultry & Grain Market News
 210 Walnut Street, Room 767
 Des Moines, Iowa 50309
 Phone: 515-284-4460
 Email: Desm.LPGMN@usda.gov
www.ams.usda.gov/LPSMarketNewsPage