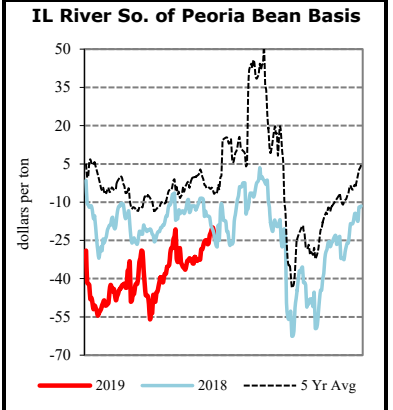
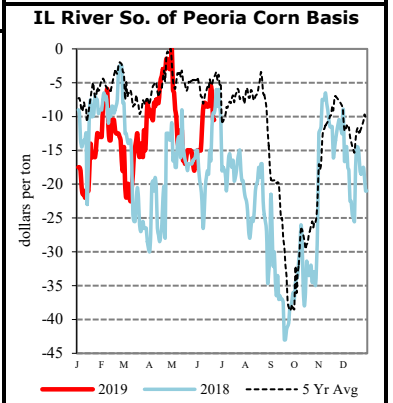


EXPORT	PRICE (\$/bu)	CHANGE (¢/bu)	BASIS (¢)	CHANGE
<u>Atlantic - JO GR850</u>				
Soybeans	9.2175	-9.75	+25.00 Q	UNCH
SRW	5.2350	-4.25	Opt U	UNCH
<u>Chicago - GX GR110</u>				
Corn	2.9500 - 3.0600	-5.00	-25.00 U to -14.00 U	UNCH
Soybeans	8.8250 - 9.0175	-9.00 to -9.75	-5.00 X to +5.00 Q	+10.00 to UNCH
SRW	5.1350 - 5.2850	-4.25	-10.00 U to +5.00 U	UNCH
<u>Gulf - JO GR112</u>				
Corn	3.7800 - 3.8300	-7.00 to -6.00	+58.00 U to +63.00 U	-2.00 to -1.00
Soybeans	9.6675 - 9.6875	-4.75 to -7.75	+70.00 Q to +72.00 Q	+5.00 to +2.00
SRW	5.7750 - 5.8850	-4.25	+54.00 U to +65.00 U	UNCH
12 HRW	N/A	N/A	N/A	N/A
<u>PNW - JO GR110</u>				
SWW	5.67 - 5.70	-8.00	+43.75 U to +46.75 U	-3.50
Ord HRW	5.42 - 5.57	-3.00	+105.00 U to +120.00 U	UNCH
<u>Toledo - GX GR111</u>				
Corn	3.1300 - 3.1500	-7.00 to -6.00	-7.00 U to -5.00 U	-2.00 to -1.00
Soybeans	8.8250 - 8.9675	-12.25 to -9.75	-5.00 X to Opt Q	UNCH
SRW	5.2850 - 5.3350	-4.25	+5.00 U to +10.00 U	UNCH

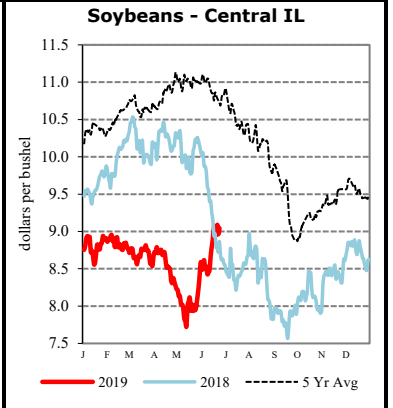
All prices are reported in dollars/bushel, except soybean and corn oil is in cents/lb. and soybean meal is in dollars/ton.



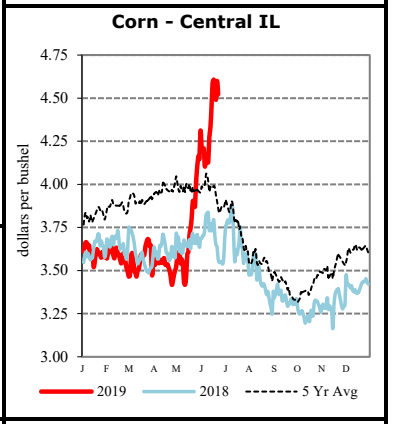
TERMINAL	PRICE (\$/bu)	CHANGE (¢/bu)	BASIS (¢)	CHANGE
<u>Kansas City - SJ GR112</u>				
Corn	3.20 - 3.24	-5.00	Opt U to +4.00 U	UNCH
Soybeans	8.50 - 8.83	-12.00	-38.00 X to -5.00 X	UNCH
Ord HRW	4.52 - 4.62	-3.00	+15.00 U to +25.00 U	UNCH
<u>Minneapolis - MS GR110</u>				
14 DNS/NS Del Chicag	N/A	N/A	N/A	N/A
Oats	3.2900 - 3.3100	-3.00 to -1.00	+43.00 U to +45.00 U	-2.00 to UNCH
<u>Omaha - WH GR110</u>				
Corn	3.00 - 3.05	-5.00	-20.00 U to -15.00 U	UNCH
Soybeans	8.50 - 8.57	-12.00 to -10.00	-46.75 Q to -39.75 Q	-2.25 to -0.25
<u>Portland - JO GR111</u>				
11.5 HRW	5.72 - 5.87	-3.00	+135.00 U to +150.00 U	UNCH
14 DNS	6.01 - 6.21	-2.00	+95.00 U to +115.00 U	UNCH



RIVER	PRICE (\$/bu)	CHANGE (¢/bu)	BASIS (¢)	CHANGE
<u>So. Iowa, Mississippi River - MS GR114</u>				
Corn	3.1400 - 3.1900	-9.00 to -8.00	-6.00 U to -1.00 U	-4.00 to -3.00
Soybeans	8.9375 - 8.9775	-7.75 to -11.75	-3.00 Q to +1.00 Q	+2.00 to -2.00
<u>St. Louis, Mississippi River - JC GR110</u>				
Corn	3.4600	-9.00 to -10.00	+26.00 U	-4.00 to -5.00
Soybeans	9.2800 - 9.2900	-10.00	+31.25 Q to +32.25 Q	-0.25
SRW	5.3800 - 5.4300	-4.00 to +1.00	+14.50 U to +19.50 U	+0.25 to +5.25
<u>Memphis, Mississippi River - LR GR110</u>				
Corn	N/A	N/A	N/A	N/A
Soybeans	N/A	N/A	N/A	N/A
SRW	N/A	N/A	N/A	N/A
<u>Cincinnati, Ohio River - GX GR114</u>				
Corn	3.2000 - 3.3700	-14.00 to -5.00	Opt U to +17.00 U	-9.00 to UNCH
Soybeans	9.0675 - 9.2475	-14.75 to -9.75	+10.00 Q to +28.00 Q	-5.00 to UNCH
SRW	5.1750 - 5.4650	-11.25 to -4.25	-6.00 U to +23.00 U	-7.00 to UNCH
<u>Mt. Vernon, Indiana, Ohio River - GX GR114</u>				
Corn	3.2000 - 3.3700	-14.00 to -5.00	Opt U to +17.00 U	-9.00 to UNCH
Soybeans	9.0675 - 9.2475	-14.75 to -9.75	+10.00 Q to +28.00 Q	-5.00 to UNCH
SRW	5.1750 - 5.4650	-11.25 to -4.25	-6.00 U to +23.00 U	-7.00 to UNCH
<u>No. Peoria, Illinois River - GX GR112</u>				
Corn	2.7000 - 2.9500	-5.00	-50.00 U to -25.00 U	UNCH
Soybeans	8.4675 - 8.6675	-9.75	-50.00 Q to -30.00 Q	UNCH



PROCESSOR	PRICE	CHANGE	BASIS	CHANGE
<u>Central IL</u>				
<u>Corn</u>	3.1000 - 3.3500	+11.00 to +23.00	-10.00 U to +15.00 U	+16.00 to +28.00
<u>Soybeans</u>	8.7550 - 9.0150	-12.25	-12.00 X to +14.00 X	UNCH
Crude SB Oil	28.80 - 29.65	-0.20	-60.00 Q to +25.00 Q	UNCH
48 SB Meal	289.80 - 291.80	-5.50	-2.00 U to Opt U	-2.00
Crude Corn Oil - Rail	N/A	N/A	N/A	N/A



FUTURES	PRICE	CHANGE	PRICE	CHANGE
CME Group	Corn	U Sep 20	3.2000	-5.00
	Soybeans	Q Aug 20	8.9675	-9.75
	Wheat (SRW)	U Sep 20	5.2350	-4.25
	Oats	U Sep 20	2.8600	-0.75
MGEX	HRS Wheat (DNS)	U Sep 20	5.0625	-1.75
KCBOT	HRW Wheat	U Sep 20	4.3675	-2.75

USDA Livestock, Poultry & Grain Market News  
 210 Walnut Street, Room 767  
 Des Moines, Iowa 50309  
 Phone: 515-284-4460  
 Email: Desm.LPGMN@usda.gov  
[www.ams.usda.gov/LPSMarketNewsPage](http://www.ams.usda.gov/LPSMarketNewsPage)