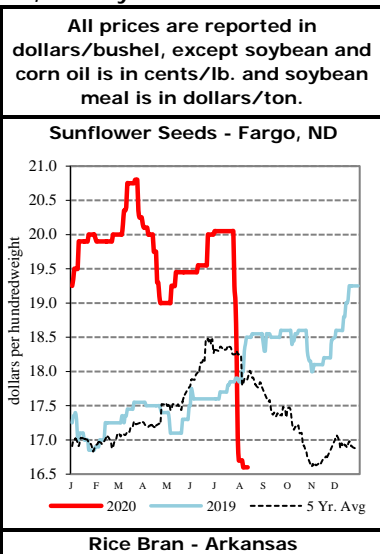
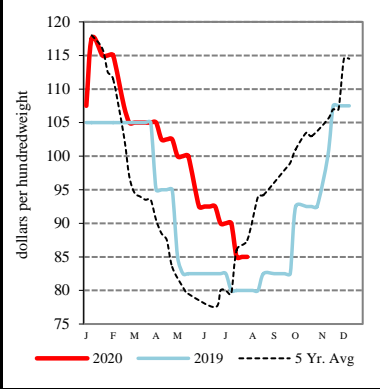


NOTICE: With the transitions of Grain reports to the MARS platform and My Market News. Effective Monday, August 24, 2020, this report will temporarily be converted to a “link” report. Users will be able to access reports and download by visiting My Market New <https://mymarketnewsdev.ams.usda.gov/> MyMarketNews (MMN) provides an Application Programming Interface (API). The API allows users to download large amounts of data that is published in our reports. If you would like to learn more about MARS and My Market News, please contact us at [Websupport.lpgmn@ams.usda.gov](mailto:Websupport.lpgmn@ams.usda.gov)

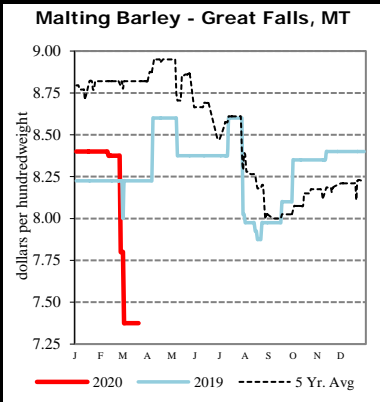
EXPORT	PRICE (\$/bu)	CHANGE (¢/bu)	BASIS (¢)		CHANGE
<u>Atlantic - JO_GR850</u>					
Soybeans	N/A	N/A	N/A	N/A	N/A
SRW	N/A	N/A	N/A	N/A	N/A
<u>Chicago - GX_GR110</u>					
Corn	2.9950 - 3.1950	-0.50	-25.00 U to	-5.00 U	UNCH
Soybeans	8.9325 - 9.1025	-8.75	-12.00 X to	+5.00 X	UNCH
SRW	5.0950 - 5.2450	+7.50	-10.00 U to	+5.00 U	UNCH
<u>Gulf - JO_GR112</u>					
Corn	3.7950 - 3.8150	-0.50	+55.00 U to	+57.00 U	UNCH
Soybeans	9.7725 - 9.9525	-8.75	+72.00 X to	+90.00 X	UNCH
SRW	5.6950 - 5.7350	+7.50	+50.00 U to	+54.00 U	UNCH
12 HRW	N/A	N/A	N/A	N/A	N/A
<u>PNW - JO_GR110</u>					
SWW	N/A	N/A	N/A	N/A	N/A
Ord HRW	5.47 - 5.57	+4.00	+105.00 U to	+115.00 U	UNCH
<u>Toledo - GX_GR111</u>					
Corn	3.1450 - 3.1950	-0.50	-10.00 U to	-5.00 U	UNCH
Soybeans	8.9225 - 9.0025	-8.75	-13.00 X to	-5.00 X	UNCH
SRW	5.1950	+7.50		Opt U	UNCH



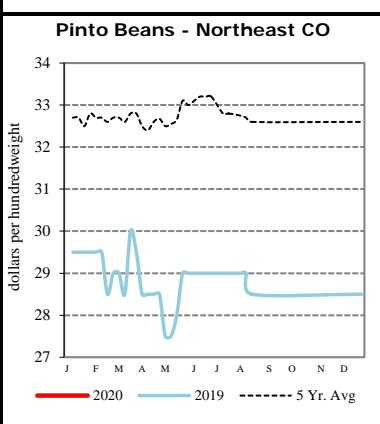
TERMINAL	PRICE (\$/bu)	CHANGE (¢/bu)	BASIS (¢)		CHANGE
<u>Kansas City - SJ_GR112</u>					
Corn	3.45	UNCH	+20.00 U		UNCH
Soybeans	8.75 - 8.95	-19.00 to -14.00	-30.00 X to	-10.00 X	-10.00 to -5.00
Ord HRW	4.57 - 4.67	+4.00	+15.00 U to	+25.00 U	UNCH
<u>Minneapolis - MS_GR110</u>					
14 DNS/NS Del Chicago	6.2325	+3.25	+110.00 U		UNCH
Oats	2.7350 - 3.1350	+1.00	+10.00 Z to	+50.00 Z	UNCH
<u>Omaha - WH_GR110</u>					
Corn	3.12 - 3.13	No Comp	-13.00 U to	-12.00 U	No Comp
Soybeans	8.70	No Comp		-35.00 X	No Comp
<u>Portland - JO_GR111</u>					
11.5 HRW	5.77 - 5.87	+4.00	+135.00 U to	+145.00 U	UNCH
14 DNS	6.08 - 6.23	+3.00	+95.00 U to	+110.00 U	UNCH



RIVER	PRICE (\$/bu)	CHANGE (¢/bu)	BASIS (¢)		CHANGE
<u>So. Iowa, Mississippi River - MS_GR114</u>					
Corn	3.1750 - 3.1850	-0.50	-7.00 U to	-6.00 U	UNCH
Soybeans	9.0925 - 9.1625	-10.75 to -8.75	+4.00 X to	+11.00 X	-2.00 to UNCH
<u>St. Louis, Mississippi River - JC_GR110</u>					
Corn	3.4450 - 3.4650	-1.50	+20.00 U to	+22.00 U	-1.00
Soybeans	9.0325 - 9.5225	-8.75 to -7.75	-2.00 X to	+47.00 X	UNCH to +1.00
SRW	5.2950 - 5.5450	+7.50	+10.00 U to	+35.00 U	UNCH
<u>Memphis, Mississippi River - LR_GR110</u>					
Corn	3.3150 - 3.3950	-1.50 to -0.50	+7.00 U to	+15.00 U	-1.00 to UNCH
Soybeans	9.2525 - 9.4025	-8.75	+20.00 X to	+35.00 X	UNCH
SRW	5.2750 - 5.2950	+7.50	+8.00 U to	+10.00 U	UNCH
<u>Toledo - On River</u>					
Corn	3.1450 - 3.1950	-0.50	-10.00 U to	-5.00 U	UNCH
Soybeans	8.9225 - 9.0025	-8.75	-13.00 X to	-5.00 X	UNCH
SRW	5.1950	+7.50		Opt U	UNCH
<u>Ohio River</u>					
Corn	3.2450 - 3.3150	-0.50	Opt U to	+7.00 U	UNCH
Soybeans	9.2525 - 9.3525	-8.75	+20.00 X to	+30.00 X	UNCH
SRW	5.0250 - 5.3350	+7.50	-17.00 U to	+14.00 U	UNCH
<u>North Illinois River</u>					
Corn	2.9950 - 3.2450	-0.50	-25.00 U to	Opt U	UNCH
Soybeans	8.7725 - 9.0525	-8.75	-28.00 X to	Opt X	UNCH



PROCESSOR	PRICE	CHANGE	BASIS		CHANGE
<u>Central IL</u>					
<u>Corn</u>	3.1450 - 3.4150	-0.50 to +1.50	-10.00 U to	+17.00 U	UNCH to +2.00
<u>Soybeans</u>	8.9325 - 9.3025	-8.75 to -5.75	-12.00 X to	+25.00 X	UNCH to +3.00
Crude SB Oil	31.55 - 31.90	-0.37	+25.00 U to	+60.00 U	UNCH
48 SB Meal	291.80 - 293.80	-1.90	-2.00 U to	Opt U	UNCH
Crude Corn Oil - Rail	45.00	UNCH	N/A	N/A	N/A



FUTURES		PRICE	CHANGE		PRICE	CHANGE	
CME Group	Corn	U Sep 20	3.2450	-0.50	Z Dec 20	3.3925	-0.50
	Soybeans	Q Aug 20	0.0000	UNCH	U Sep 20	9.0300	-9.50
	Wheat (SRW)	U Sep 20	5.1950	+7.50	Z Dec 20	5.2850	+6.50
	Oats	U Sep 20	2.7175	+4.00	Z Dec 20	2.6350	+0.75
MGEX	HRS Wheat (DNS)	U Sep 20	5.1325	+3.25	Z Dec 20	5.2750	+3.75
KCBOT	HRW Wheat	U Sep 20	4.4150	+4.00	Z Dec 20	4.5275	+3.75

USDA Livestock, Poultry & Grain Market News  
 210 Walnut Street, Room 767  
 Des Moines, Iowa 50309  
 Phone: 515-284-4460  
 Email: Desm.LPGMN@usda.gov  
[www.ams.usda.gov/LPSMarketNewsPage](http://www.ams.usda.gov/LPSMarketNewsPage)