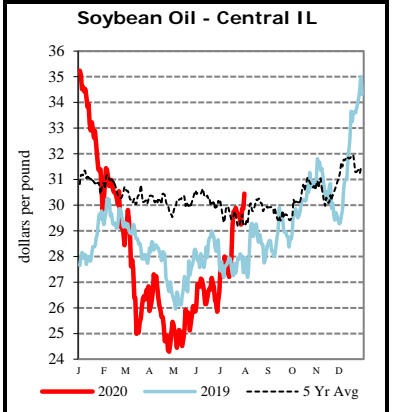
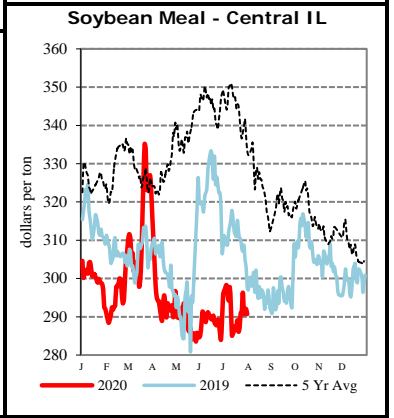


EXPORT	PRICE (\$/bu)	CHANGE (¢/bu)	BASIS (¢)	CHANGE
<u>Atlantic - JO_GR850</u>				
Soybeans	9.0800	+9.50	+25.00 X	UNCH
SRW	5.0700	-3.00	-10.00 N	UNCH
<u>Chicago - GX_GR110</u>				
Corn	2.8950 - 3.0950	+3.00	-25.00 U to -5.00 U	UNCH
Soybeans	8.7500 - 8.8800	+10.50 to +9.50	-8.00 X to +5.00 X	+1.00 to UNCH
SRW	4.8125 - 4.9625	-3.75	-10.00 U to +5.00 U	UNCH
<u>Gulf - JO_GR112</u>				
Corn	3.6150 - 3.6550	+2.00 to +3.00	+47.00 U to +51.00 U	-1.00 to UNCH
Soybeans	9.6250 - 9.6650	+12.50 to +13.50	+72.00 Q to +76.00 Q	UNCH to +1.00
SRW	5.4125 - 5.4625	-8.75 to -3.75	+50.00 U to +55.00 U	-5.00 to UNCH
12 HRW	N/A	N/A	N/A	N/A
<u>PNW - JO_GR110</u>				
SWW	N/A	N/A	N/A	N/A
Ord HRW	5.23 - 5.38	+1.00	+105.00 U to +120.00 U	UNCH
<u>Toledo - GX_GR111</u>				
Corn	3.0450 - 3.0950	+3.00	-10.00 U to -5.00 U	UNCH
Soybeans	8.7600 - 8.8300	+9.50	-7.00 X to Opt X	UNCH
SRW	4.9125	-3.75	Opt U	UNCH

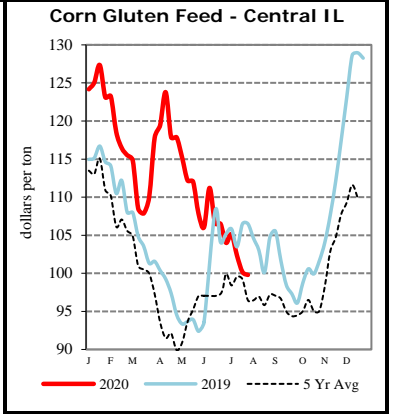
All prices are reported in dollars/bushel, except soybean and corn oil is in cents/lb. and soybean meal is in dollars/ton.



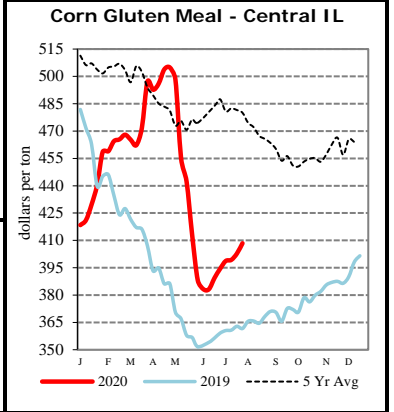
TERMINAL	PRICE (\$/bu)	CHANGE (¢/bu)	BASIS (¢)	CHANGE
<u>Kansas City - SJ_GR112</u>				
Corn	3.37	+3.00	+22.00 U	UNCH
Soybeans	8.63 - 8.78	+4.00 to +9.00	-20.00 X to -5.00 X	-5.00 to UNCH
Ord HRW	4.33 - 4.43	+1.00	+15.00 U to +25.00 U	UNCH
<u>Minneapolis - MS_GR110</u>				
14 DNS/NS Del Chicago	5.5725	-10.50 to -25.50	+65.00 U	-10.00 to -25.00
Oats	2.6675 - 3.1175	-9.00 to +7.00	+10.00 Z to +55.00 Z	-11.00 to +5.00
<u>Omaha - WH_GR110</u>				
Corn	2.98 - 3.07	+3.00	-17.00 U to -8.00 U	UNCH
Soybeans	8.45	+11.00	-38.00 X	+2.00
<u>Portland - JO_GR111</u>				
11.5 HRW	5.53 - 5.68	+1.00	+135.00 U to +150.00 U	UNCH
14 DNS	5.87 - 6.02	-1.00	+95.00 U to +110.00 U	UNCH



RIVER	PRICE (\$/bu)	CHANGE (¢/bu)	BASIS (¢)	CHANGE
<u>So. Iowa, Mississippi River - MS_GR114</u>				
Corn	3.0550 - 3.1050	+3.00 to +4.00	-9.00 U to -4.00 U	UNCH to +1.00
Soybeans	8.8800 - 8.9400	+9.50	+5.00 X to +11.00 X	UNCH
<u>St. Louis, Mississippi River - JC_GR110</u>				
Corn	3.3450	+7.00 to +6.00	+20.00 U	+4.00 to +3.00
Soybeans	8.8100 - 9.2300	+9.50 to +11.50	-2.00 X to +40.00 X	UNCH to +2.00
SRW	5.0125 - 5.2625	-3.75	+10.00 U to +35.00 U	UNCH
<u>Memphis, Mississippi River - LR_GR110</u>				
Corn	3.1950 - 3.2450	+3.00	+5.00 U to +10.00 U	UNCH
Soybeans	9.0100 - 9.1300	+9.50	+18.00 X to +30.00 X	UNCH
SRW	4.9925 - 5.0125	-3.75	+8.00 U to +10.00 U	UNCH
<u>Toledo - On River</u>				
Corn	3.0450 - 3.0950	+3.00	-10.00 U to -5.00 U	UNCH
Soybeans	8.7600 - 8.8300	+9.50	-7.00 X to Opt X	UNCH
SRW	4.9125	-3.75	Opt U	UNCH
<u>Ohio River</u>				
Corn	3.1450 - 3.1950	+4.00	Opt U to +5.00 U	+1.00
Soybeans	9.0100 - 9.1100	+10.50 to +9.50	+18.00 X to +28.00 X	+1.00 to UNCH
SRW	4.8625 - 5.0625	-3.75	-5.00 U to +15.00 U	UNCH
<u>North Illinois River</u>				
Corn	2.8950	+3.00	-25.00 U	UNCH
Soybeans	8.5500	+9.50	-28.00 X	UNCH



PROCESSOR	PRICE	CHANGE	BASIS	CHANGE
<u>Central IL</u>				
<u>Corn</u>	3.0450 - 3.2950	+3.00	-10.00 U to +15.00 U	UNCH
<u>Soybeans</u>	8.7100 - 9.0000	+9.50 to +14.50	-12.00 X to +17.00 X	UNCH to +5.00
Crude SB Oil	N/A	N/A	N/A	N/A
48 SB Meal	N/A	N/A	N/A	N/A
Crude Corn Oil - Rail	45.00 - 45.50	UNCH	N/A	N/A



FUTURES	PRICE	CHANGE	PRICE	CHANGE	
CME Group					
Corn	U Sep 20 3.1450	+3.00	Z Dec 20 3.2725	+3.75	
Soybeans	Q Aug 20 8.9050	+12.50	U Sep 20 8.8050	+10.00	
Wheat (SRW)	U Sep 20 4.9125	-3.75	Z Dec 20 5.0000	-3.75	
Oats	U Sep 20 2.6500	+1.25	Z Dec 20 2.5675	+1.75	
MGEX	HRS Wheat (DNS)	U Sep 20 4.9225	-0.50	Z Dec 20 5.0700	-1.75
KCBOT	HRW Wheat	U Sep 20 4.1775	+1.00	Z Dec 20 4.2900	+0.75

USDA Livestock, Poultry & Grain Market News
 210 Walnut Street, Room 767
 Des Moines, Iowa 50309
 Phone: 515-284-4460
 Email: Desm.LPGMN@usda.gov
www.ams.usda.gov/LPSMarketNewsPage