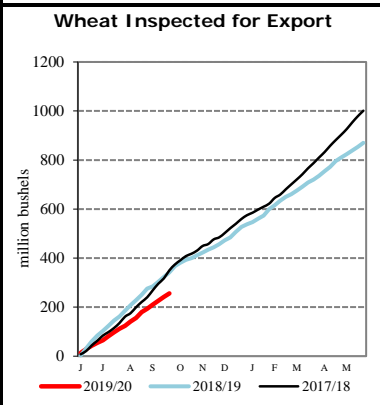
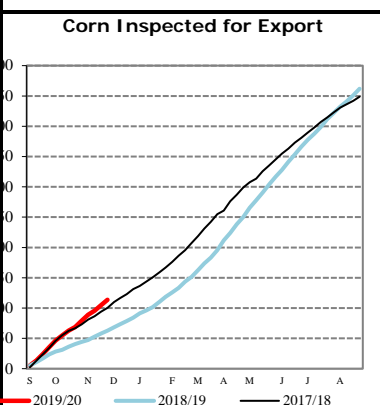


EXPORT	PRICE (\$/bu)	CHANGE (¢/bu)	BASIS (¢)	CHANGE
<u>Atlantic - JO_GR850</u>				
Soybeans	8.9250	-10.50	+25.00 X	UNCH
SRW	5.1150	-3.75	-10.00 N	UNCH
<u>Chicago - GX_GR110</u>				
Corn	2.9775 - 3.2275	+11.50 to +26.50	-10.00 U to +15.00 U	+15.00 to +30.00
Soybeans	8.5550 - 8.7250	-10.50	-12.00 X to +5.00 X	UNCH
SRW	4.8550 - 5.0050	-5.75	-10.00 U to +5.00 U	UNCH
<u>Gulf - JO_GR112</u>				
Corn	3.5575	-3.50	+48.00 U	UNCH
Soybeans	9.4225 - 9.4325	-10.50	+72.00 Q to +73.00 Q	UNCH
SRW	5.5050 - 5.6050	-5.75	+55.00 U to +65.00 U	UNCH
12 HRW	N/A	N/A	N/A	N/A
<u>PNW - JO_GR110</u>				
SWW	5.50 - 5.59	-5.00 to UNCH	+54.50 U to +63.50 U	+0.75 to +5.75
Ord HRW	5.26 - 5.36	-1.00	+110.00 U to +120.00 U	UNCH
<u>Toledo - GX_GR111</u>				
Corn	2.9775 - 3.0275	-3.50	-10.00 U to -5.00 U	UNCH
Soybeans	8.6250 - 8.6750	-10.50	-5.00 X to Opt X	UNCH
SRW	4.9550	-5.75	Opt U	UNCH

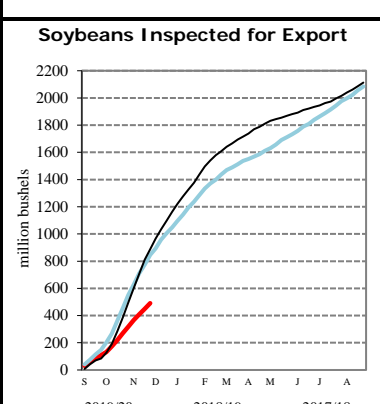
All prices are reported in dollars/bushel, except soybean and corn oil is in cents/lb. and soybean meal is in dollars/ton.



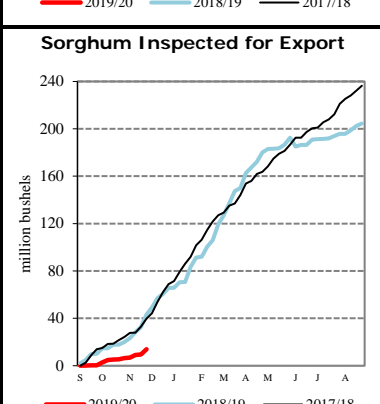
TERMINAL	PRICE (\$/bu)	CHANGE (¢/bu)	BASIS (¢)	CHANGE
<u>Kansas City - SJ_GR112</u>				
Corn	3.08	-3.00	Opt U	UNCH
Soybeans	8.30 - 8.63	-5.00 to -10.00	-38.00 X to -5.00 X	+5.00 to UNCH
Ord HRW	4.31 - 4.41	-1.00	+15.00 U to +25.00 U	UNCH
<u>Minneapolis - MS_GR110</u>				
14 DNS/NS Del Chicago	5.9450 - 6.0450	-1.50 to +8.50	+100.00 U to +110.00 U	UNCH to +10.00
Oats	2.7850 - 3.1450	+1.00 to -1.00	+14.00 Z to +50.00 Z	+2.00 to UNCH
<u>Omaha - WH_GR110</u>				
Corn	2.91 - 2.96	-3.00 to -4.00	-17.00 U to -12.00 U	UNCH
Soybeans	8.28	-11.00	-40.00 X	UNCH
<u>Portland - JO_GR111</u>				
11.5 HRW	5.56 - 5.66	-1.00	+140.00 U to +150.00 U	UNCH
14 DNS	5.90 - 6.05	-1.00	+95.00 U to +110.00 U	UNCH



RIVER	PRICE (\$/bu)	CHANGE (¢/bu)	BASIS (¢)	CHANGE
<u>So. Iowa, Mississippi River - MS_GR114</u>				
Corn	2.9575 - 2.9675	-1.50 to -2.50	-12.00 U to -11.00 U	+2.00 to +1.00
Soybeans	8.7150 - 8.7550	-10.50	+4.00 X to +8.00 X	UNCH
<u>St. Louis, Mississippi River - JC_GR110</u>				
Corn	3.2100	-4.00	+13.25 U	-0.50
Soybeans	9.0000 - 9.0100	-11.00	+32.50 X to +33.50 X	-0.50
SRW	5.1000	-6.00	+14.50 U	-0.25
<u>Memphis, Mississippi River - LR_GR110</u>				
Corn	3.0975 - 3.1675	-3.50	+2.00 U to +9.00 U	UNCH
Soybeans	8.9250 - 8.9750	-3.50 to -10.50	+25.00 X to +30.00 X	+7.00 to UNCH
SRW	5.0350 - 5.0550	-5.75	+8.00 U to +10.00 U	UNCH
<u>Toledo - On River</u>				
Corn	2.9775 - 3.0275	-3.50	-10.00 U to -5.00 U	UNCH
Soybeans	8.6250 - 8.6750	-10.50	-5.00 X to Opt X	UNCH
SRW	4.9550	-5.75	Opt U	UNCH
<u>Ohio River</u>				
Corn	2.9975 - 3.0775	-3.50	-8.00 U to Opt U	UNCH
Soybeans	8.7950 - 8.9550	-11.50 to -10.50	+12.00 X to +28.00 X	+1.00 to UNCH
SRW	4.9050 - 5.1050	-5.75	-5.00 U to +15.00 U	UNCH
<u>North Illinois River</u>				
Corn	2.8275	-3.50	-25.00 U	UNCH
Soybeans	8.3950	-10.50	-28.00 X	UNCH



PROCESSOR	PRICE	CHANGE	BASIS	CHANGE
<u>Central IL</u>				
Corn	2.9775 - 3.2275	-3.50	-10.00 U to +15.00 U	UNCH
Soybeans	8.5550 - 8.8150	-10.50 to -4.50	-12.00 X to +14.00 X	UNCH to +6.00
Crude SB Oil	31.10 - 31.45	-0.37	+25.00 U to +60.00 U	UNCH
48 SB Meal	280.00 - 282.00	-1.20	-2.00 U to Opt U	UNCH
Crude Corn Oil - Rail	44.00	UNCH	N/A	N/A



FUTURES	PRICE	CHANGE	PRICE	CHANGE
CME Group	Corn	U Sep 20	3.0775	-3.50
	Soybeans	Q Aug 20	8.7025	-10.50
	Wheat (SRW)	U Sep 20	4.9550	-5.75
	Oats	U Sep 20	2.7425	-0.25
MGEX	HRS Wheat (DNS)	U Sep 20	4.9450	-1.50
KCBOT	HRW Wheat	U Sep 20	4.1550	-1.75

USDA Livestock, Poultry & Grain Market News
 210 Walnut Street, Room 767
 Des Moines, Iowa 50309
 Phone: 515-284-4460
 Email: Desm.LPGMN@usda.gov
www.ams.usda.gov/LPSMarketNewsPage