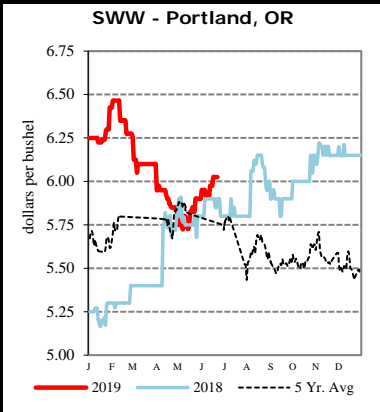
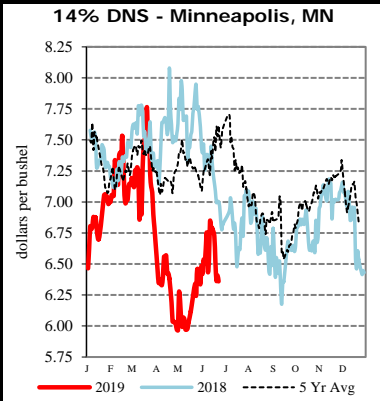


EXPORT	PRICE (\$/bu)	CHANGE (¢/bu)	BASIS (¢)		CHANGE
<u>Atlantic - JO_GR850</u>					
Soybeans	N/A	N/A	N/A	N/A	N/A
SRW	N/A	N/A	N/A	N/A	N/A
<u>Chicago - GX_GR110</u>					
Corn	3.0600 - 3.2600	+6.50	-25.00 U to	-5.00 U	UNCH
Soybeans	9.0725 - 9.2025	+15.50 to +16.50	-8.00 X to	+5.00 X	-1.00 to UNCH
SRW	5.0650 - 5.2150	+16.50	-10.00 U to	+5.00 U	UNCH
<u>Gulf - JO_GR112</u>					
Corn	3.8500 - 3.8800	+6.50	+54.00 U to	+57.00 U	UNCH
Soybeans	9.8725 - 9.9225	+11.75	+72.00 X to	+77.00 X	UNCH
SRW	5.6650 - 5.6850	+16.50	+50.00 U to	+52.00 U	UNCH
12 HRW	N/A	N/A	N/A	N/A	N/A
<u>PNW - JO_GR110</u>					
SWW	N/A	N/A	N/A	N/A	N/A
Ord HRW	5.42 - 5.52	+12.00	+105.00 U to	+115.00 U	UNCH
<u>Toledo - GX_GR111</u>					
Corn	3.2100 - 3.2600	+6.50	-10.00 U to	-5.00 U	UNCH
Soybeans	9.0225 - 9.1525	+10.50 to +16.50	-13.00 X to	Opt X	-6.00 to UNCH
SRW	5.1650	+16.50		Opt U	UNCH

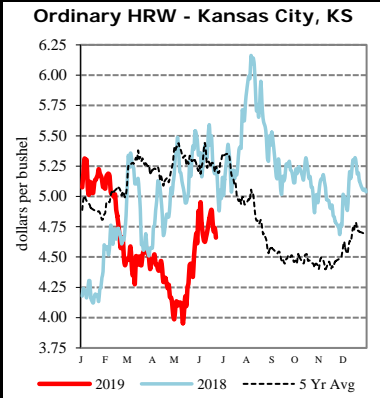
All prices are reported in dollars/bushel, except soybean and corn oil is in cents/lb. and soybean meal is in dollars/ton.



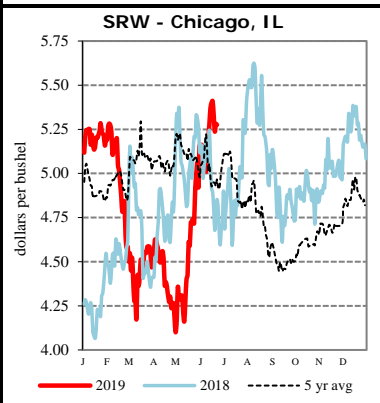
TERMINAL	PRICE (\$/bu)	CHANGE (¢/bu)	BASIS (¢)		CHANGE
<u>Kansas City - SJ_GR112</u>					
Corn	3.53	+6.00		+22.00 U	UNCH
Soybeans	8.95 - 9.10	+16.00	-20.00 X to	-5.00 X	UNCH
Ord HRW	4.52 - 4.62	+12.00	+15.00 U to	+25.00 U	UNCH
<u>Minneapolis - MS_GR110</u>					
14 DNS/NS Del Chicago	5.8500	-27.50 to -32.50		+80.00 U	-35.00 to -40.00
Oats	2.7300 - 3.1300	+7.00 to +2.00	+10.00 Z to	+50.00 Z	UNCH to -5.00
<u>Omaha - WH_GR110</u>					
Corn	3.19 - 3.21	+6.00 to +4.00	-12.00 U to	-10.00 U	UNCH to -2.00
Soybeans	8.77 - 8.80	+17.00	-38.00 X to	-35.00 X	UNCH
<u>Portland - JO_GR111</u>					
11.5 HRW	5.72 - 5.82	+12.00	+135.00 U to	+145.00 U	UNCH
14 DNS	6.00 - 6.15	+7.00	+95.00 U to	+110.00 U	UNCH



RIVER	PRICE (\$/bu)	CHANGE (¢/bu)	BASIS (¢)		CHANGE
<u>So. Iowa, Mississippi River - MS_GR114</u>					
Corn	3.2500 - 3.2800	+7.50 to +6.50	-6.00 U to	-3.00 U	+1.00 to UNCH
Soybeans	9.2125 - 9.2925	+16.50 to +15.50	+6.00 X to	+14.00 X	UNCH to -1.00
<u>St. Louis, Mississippi River - JC_GR110</u>					
Corn	3.5300 - 3.5400	+6.50	+22.00 U to	+23.00 U	UNCH
Soybeans	9.1325 - 9.5825	+16.50	-2.00 X to	+43.00 X	UNCH
SRW	5.2650 - 5.5150	+16.50	+10.00 U to	+35.00 U	UNCH
<u>Memphis, Mississippi River - LR_GR110</u>					
Corn	3.3600 - 3.4100	+6.50	+5.00 U to	+10.00 U	UNCH
Soybeans	9.3725 - 9.5025	+16.50	+22.00 X to	+35.00 X	UNCH
SRW	5.2450 - 5.2650	+16.50	+8.00 U to	+10.00 U	UNCH
<u>Toledo - On River</u>					
Corn	3.2100 - 3.2600	+6.50	-10.00 U to	-5.00 U	UNCH
Soybeans	9.0225 - 9.1525	+10.50 to +16.50	-13.00 X to	Opt X	-6.00 to UNCH
SRW	5.1650	+16.50		Opt U	UNCH



<u>Ohio River</u>					
Corn	3.3100 - 3.3700	+6.50	Opt U to	+6.00 U	UNCH
Soybeans	9.3525 - 9.4325	+16.50	+20.00 X to	+28.00 X	UNCH
SRW	5.1150 - 5.3350	+16.50	-5.00 U to	+17.00 U	UNCH
<u>North Illinois River</u>					
Corn	3.0600 - 3.3100	+6.50 to +31.50	-25.00 U to	Opt U	UNCH to +25.00
Soybeans	8.8725 - 9.1525	+16.50 to +44.50	-28.00 X to	Opt X	UNCH to +28.00



PROCESSOR	PRICE	CHANGE	BASIS		CHANGE
<u>Central IL</u>					
<u>Corn</u>	3.2100 - 3.4600	+6.50	-10.00 U to	+15.00 U	UNCH
<u>Soybeans</u>	9.0325 - 9.3225	+16.50 to +15.50	-12.00 X to	+17.00 X	UNCH to -1.00
Crude SB Oil	31.55 - 31.90	+0.24	+25.00 U to	+60.00 U	UNCH
48 SB Meal	296.30 - 298.30	+6.50	-2.00 U to	Opt U	UNCH
Crude Corn Oil - Rail	45.00	UNCH to -0.50	N/A	N/A	N/A

FUTURES		PRICE	CHANGE		PRICE	CHANGE
CME Group	Corn	U Sep 20	3.3100	+6.50	Z Dec 20	3.4475 +6.75
	Soybeans	Q Aug 20	0.0000	-903.50	U Sep 20	9.1250 +15.50
	Wheat (SRW)	U Sep 20	5.1650	+16.50	Z Dec 20	5.2625 +16.75
	Oats	U Sep 20	2.7350	+9.25	Z Dec 20	2.6300 +7.00
MGEX	HRS Wheat (DNS)	U Sep 20	5.0500	+7.50	Z Dec 20	5.2000 +7.75
KCBOT	HRW Wheat	U Sep 20	4.3725	+12.00	Z Dec 20	4.4850 +12.75

USDA Livestock, Poultry & Grain Market News
 210 Walnut Street, Room 767
 Des Moines, Iowa 50309
 Phone: 515-284-4460
 Email: Desm.LPGMN@usda.gov
www.ams.usda.gov/LPSMarketNewsPage