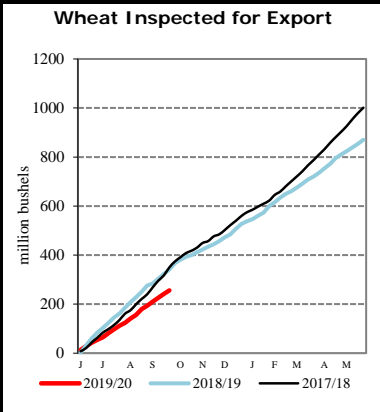


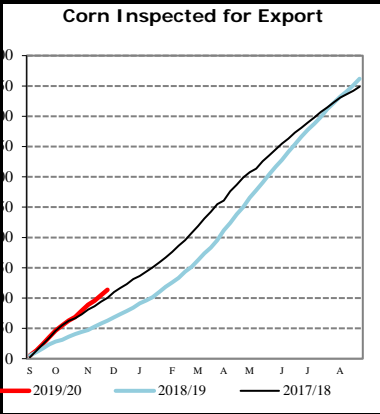
NOTICE: With the transitions of Grain reports to the MARS platform and My Market News. Effective Monday, August 24, 2020, this report will temporarily be converted to a “link” report. Users will be able to access reports and download by visiting My Market New <https://mymarketnewsdev.ams.usda.gov/> MyMarketNews (MMN) provides an Application Programming Interface (API). The API allows users to download large amounts of data that is published in our reports. If you would like to learn more about MARS and My Market News, please contact us at Websupport.lpgmn@ams.usda.gov

EXPORT	PRICE (\$/bu)	CHANGE (¢/bu)	BASIS (¢)		CHANGE
<u>Atlantic - JO_GR850</u>					
Soybeans	N/A	N/A	N/A	N/A	N/A
SRW	N/A	N/A	N/A	N/A	N/A
<u>Chicago - GX_GR110</u>					
Corn	3.0200 - 3.2200	+2.50	-25.00 U to	-5.00 U	UNCH
Soybeans	8.9275 - 9.0975	-0.50	-12.00 X to	+5.00 X	UNCH
SRW	5.1725 - 5.3225	+7.75	-10.00 U to	+5.00 U	UNCH
<u>Gulf - JO_GR112</u>					
Corn	3.8200	+2.50 to +0.50		+55.00 U	UNCH to -2.00
Soybeans	9.7675 - 9.9475	-0.50	+72.00 X to	+90.00 X	UNCH
SRW	5.7725 - 5.8125	+7.75	+50.00 U to	+54.00 U	UNCH
12 HRW	N/A	N/A		N/A	N/A
<u>PNW - JO_GR110</u>					
SWW	N/A	N/A		N/A	N/A
Ord HRW	5.51 - 5.61	+4.00	+105.00 U to	+115.00 U	UNCH
<u>Toledo - GX_GR111</u>					
Corn	3.1700 - 3.2200	+2.50	-10.00 U to	-5.00 U	UNCH
Soybeans	8.9175 - 8.9975	-0.50	-13.00 X to	-5.00 X	UNCH
SRW	5.2725	+7.75		Opt U	UNCH

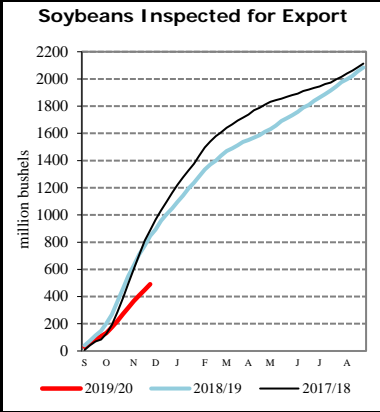
All prices are reported in dollars/bushel, except soybean and corn oil is in cents/lb. and soybean meal is in dollars/ton.



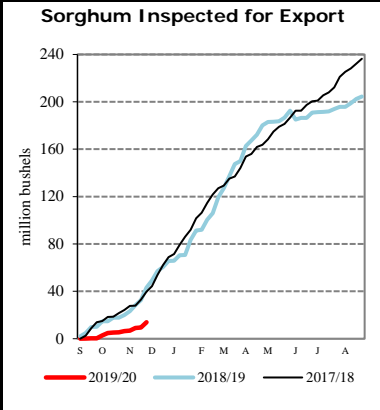
TERMINAL	PRICE (\$/bu)	CHANGE (¢/bu)	BASIS (¢)		CHANGE
<u>Kansas City - SJ_GR112</u>					
Corn	3.47	+2.00		+20.00 U	UNCH
Soybeans	8.75 - 8.95	UNCH	-30.00 X to	-10.00 X	UNCH
Ord HRW	4.61 - 4.71	+4.00	+15.00 U to	+25.00 U	UNCH
<u>Minneapolis - MS_GR110</u>					
14 DNS/NS Del Chicago	6.2500	+1.75		+110.00 U	UNCH
Oats	2.7375 - 3.1375	+0.00	+10.00 Z to	+50.00 Z	UNCH
<u>Omaha - WH_GR110</u>					
Corn	3.15	+3.00 to +2.00		-12.00 U	+1.00 to UNCH
Soybeans	8.70	-1.00		-35.00 X	UNCH
<u>Portland - JO_GR111</u>					
11.5 HRW	5.81 - 5.91	+4.00	+135.00 U to	+145.00 U	UNCH
14 DNS	6.10 - 6.25	+2.00	+95.00 U to	+110.00 U	UNCH



RIVER	PRICE (\$/bu)	CHANGE (¢/bu)	BASIS (¢)		CHANGE
<u>So. Iowa, Mississippi River - MS_GR114</u>					
Corn	3.2000 - 3.2100	+2.50	-7.00 U to	-6.00 U	UNCH
Soybeans	9.0875 - 9.1775	-0.50 to +1.50	+4.00 X to	+13.00 X	UNCH to +2.00
<u>St. Louis, Mississippi River - JC_GR110</u>					
Corn	3.4900	+4.50 to +2.50		+22.00 U	+2.00 to UNCH
Soybeans	9.0275 - 9.5175	-0.50	-2.00 X to	+47.00 X	UNCH
SRW	5.3725 - 5.6225	+7.75	+10.00 U to	+35.00 U	UNCH
<u>Memphis, Mississippi River - LR_GR110</u>					
Corn	3.3400 - 3.4200	+2.50	+7.00 U to	+15.00 U	UNCH
Soybeans	9.2475 - 9.3975	-0.50	+20.00 X to	+35.00 X	UNCH
SRW	5.3525 - 5.3725	+7.75	+8.00 U to	+10.00 U	UNCH
<u>Toledo -On River</u>					
Corn	3.1700 - 3.2200	+2.50	-10.00 U to	-5.00 U	UNCH
Soybeans	8.9175 - 8.9975	-0.50	-13.00 X to	-5.00 X	UNCH
SRW	5.2725	+7.75		Opt U	UNCH
<u>Ohio River</u>					
Corn	3.2700 - 3.3400	+2.50	Opt U to	+7.00 U	UNCH
Soybeans	9.2475 - 9.3475	-0.50	+20.00 X to	+30.00 X	UNCH
SRW	5.1025 - 5.4125	+7.75	-17.00 U to	+14.00 U	UNCH
<u>North Illinois River</u>					
Corn	3.0200 - 3.2700	+2.50	-25.00 U to	Opt U	UNCH
Soybeans	8.7675 - 9.0475	-0.50	-28.00 X to	Opt X	UNCH



PROCESSOR	PRICE	CHANGE	BASIS		CHANGE
<u>Central IL</u>					
<u>Corn</u>	3.1700 - 3.4200	+2.50 to +0.50	-10.00 U to	+15.00 U	UNCH to -2.00
<u>Soybeans</u>	8.9275 - 9.2975	-0.50	-12.00 X to	+25.00 X	UNCH
Crude SB Oil	31.66 - 32.01	+0.11	+25.00 U to	+60.00 U	UNCH
48 SB Meal	288.20 - 290.20	-3.60	-2.00 U to	Opt U	UNCH
Crude Corn Oil - Rail	45.00	UNCH		N/A	N/A



FUTURES		PRICE	CHANGE		PRICE	CHANGE
CME Group	Corn	U Sep 20	3.2700	+2.50	Z Dec 20	3.4050 +1.25
	Soybeans	Q Aug 20	0.0000	UNCH	U Sep 20	9.0075 -2.25
	Wheat (SRW)	U Sep 20	5.2725	+7.75	Z Dec 20	5.3500 +6.50
	Oats	U Sep 20	2.6850	-3.25	Z Dec 20	2.6375 +0.25
MGEX	HRS Wheat (DNS)	U Sep 20	5.1500	+1.75	Z Dec 20	5.2900 +1.50
KCBOT	HRW Wheat	U Sep 20	4.4575	+4.25	Z Dec 20	4.5675 +4.00

USDA Livestock, Poultry & Grain Market News
 210 Walnut Street, Room 767
 Des Moines, Iowa 50309
 Phone: 515-284-4460
 Email: Desm.LPGMN@usda.gov
www.ams.usda.gov/LPSMarketNewsPage