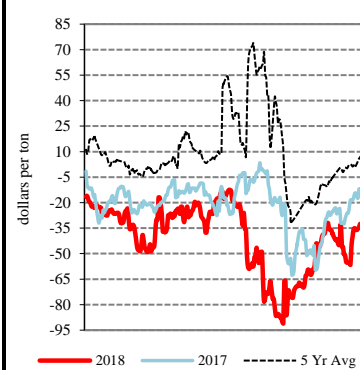


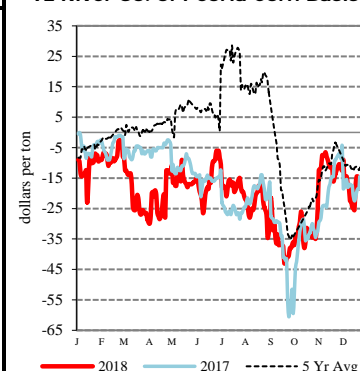
EXPORT	PRICE (\$/bu)	CHANGE (¢/bu)	BASIS (¢)		CHANGE
<u>Atlantic - JO_GR850</u>					
Soybeans	9.0850	-5.75	-10.00	H	UNCH
SRW	NQ	NQ	NQ		NQ
<u>Chicago - GX_GR110</u>					
Corn	3.4500 - 3.6000	-2.25	-35.00	H to -20.00	UNCH
Soybeans	8.6150 - 8.7650	-5.75	-57.00	H to -42.00	UNCH
SRW	5.1775 - 5.3275	+1.00	Opt	H to +15.00	UNCH
<u>Gulf - JO_GR112</u>					
Corn	4.1500 - 4.2700	-8.25 to -2.25	+35.00	H to +47.00	-6.00 to UNCH
Soybeans	9.3950 - 9.4350	-5.75	+21.00	H to +25.00	UNCH
SRW	5.9775 - 5.9875	+1.00	+80.00	H to +81.00	UNCH
12 HRW	5.6500 - 5.8000	+2.00	+60.00	H to +75.00	UNCH
<u>PNW - JO_GR110</u>					
SWW	6.15 - 6.35	UNCH	+97.25	H to +117.25	-1.00
Ord HRW	6.32 - 6.50	+2.00	+127.00	H to +145.00	UNCH
<u>Toledo - GX_GR111</u>					
Corn	3.6800	-2.25	-12.00	H	UNCH
Soybeans	8.7350	-5.75	-45.00	H	UNCH
SRW	5.1275	+1.00	-5.00	H	UNCH

All prices are reported in dollars/bushel, except soybean and corn oil is in cents/lb. and soybean meal is in dollars/ton.

IL River So. of Peoria Bean Basis



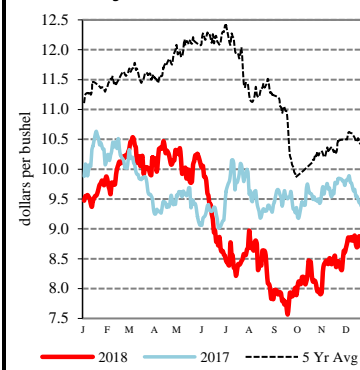
IL River So. of Peoria Corn Basis



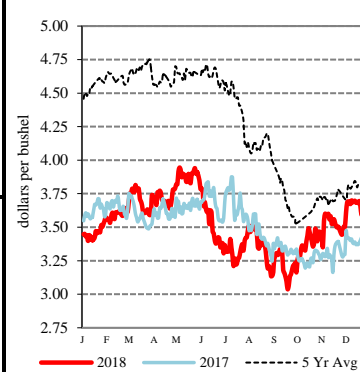
TERMINAL	PRICE (\$/bu)	CHANGE (¢/bu)	BASIS (¢)		CHANGE
<u>Kansas City - SJ_GR112</u>					
Corn	3.76	-2.00	-4.00	H	UNCH
Soybeans	8.74	-5.00	-45.00	H	UNCH
Ord HRW	5.30	+2.00	+25.00	H	UNCH
<u>Minneapolis - MS_GR110</u>					
14 DNS/NS Del Chicag	6.6225 - 6.9725	-0.75 to +4.25	+95.00	H to +130.00	UNCH to +5.00
Oats	3.0375 - 3.5275	+4.00 to +3.00	+21.00	H to +70.00	+1.00 to UNCH
<u>Omaha - WH_GR110</u>					
Corn	3.63	-2.00	-17.00	H	+0.25
Soybeans	8.34 - 8.51	-5.00	-84.50	H to -67.50	+0.75
<u>Portland - JO_GR111</u>					
11.5 HRW	6.55 - 6.65	+2.00	+150.00	H to +160.00	UNCH
14 DNS	6.62 - 6.72	-1.00	+95.00	H to +105.00	UNCH

RIVER	PRICE (\$/bu)	CHANGE (¢/bu)	BASIS (¢)		CHANGE
<u>So. Iowa, Mississippi River - MS_GR114</u>					
Corn	3.5100 - 3.5400	-1.25 to -2.25	-29.00	H to -26.00	+1.00 to UNCH
Soybeans	8.4850 - 8.5350	-10.75 to -5.75	-70.00	H to -65.00	-5.00 to UNCH
<u>St. Louis, Mississippi River - JC_GR110</u>					
Corn	3.7300 - 3.7800	-11.00 to -6.00	-7.00	H to -2.00	-8.75 to -3.75
Soybeans	8.9400 - 8.9600	-11.00 to -9.00	-24.50	H to -22.50	-5.25 to -3.25
SRW	5.4600 - 5.5200	-5.00 to UNCH	+28.25	H to +34.25	-6.00 to -1.00
<u>Memphis, Mississippi River - LR_GR110</u>					
Corn	3.8400 - 3.8500	-2.25 to -4.25	+4.00	H to +5.00	UNCH to -2.00
Soybeans	9.0250 - 9.0350	-11.75 to -10.75	-16.00	H to -15.00	-6.00 to -5.00
SRW	5.1775	+1.00	Opt	H	UNCH
<u>Cincinnati, Ohio River - GX_GR114</u>					
Corn	3.6100 - 3.6500	-4.25 to -3.25	-19.00	H to -15.00	-2.00 to -1.00
Soybeans	8.7450 - 8.8350	-10.75 to -5.75	-44.00	H to -35.00	-5.00 to UNCH
SRW	NQ	NQ	NQ		NQ
<u>Mt. Vernon, Indiana, Ohio River - GX_GR114</u>					
Corn	3.6600 - 3.6900	-5.25 to -4.25	-14.00	H to -11.00	-3.00 to -2.00
Soybeans	8.8350 - 8.9650	-9.75 to -5.75	-35.00	H to -22.00	-4.00 to UNCH
SRW	5.3575 - 5.3775	+1.00	+18.00	H to +20.00	UNCH
<u>No. Peoria, Illinois River - GX_GR112</u>					
Corn	3.5200 - 3.5700	-6.25	-28.00	H to -23.00	-4.00
Soybeans	8.6750 - 8.7450	-9.75 to -6.75	-51.00	H to -44.00	-4.00 to -1.00

Soybeans - Central IL



Corn - Central IL



PROCESSOR	PRICE	CHANGE	BASIS		CHANGE
<u>Central IL</u>					
<u>Corn</u>	3.5300 - 3.7400	-2.25	-27.00	H to -6.00	UNCH
<u>Soybeans</u>	8.8050 - 8.9550	-5.75	-38.00	H to -23.00	UNCH
Crude SB Oil	27.68 - 28.18	-0.08	-50.00	F to Opt F	UNCH
48 SB Meal	321.60 - 323.60	-0.60	Opt	H to +2.00	UNCH
Crude Corn Oil - Rail	26.00	UNCH	N/A		N/A

FUTURES		PRICE	CHANGE	PRICE	CHANGE		
CME Group	Corn	H Mar 19	3.8000	-2.25	K May 19	3.8800	-2.25
	Soybeans	F Jan 19	9.0625	-6.00	H Mar 19	9.1850	-5.75
	Wheat (SRW)	H Mar 19	5.1775	+1.00	K May 19	5.2350	+2.00
	Oats	H Mar 19	2.8275	+3.25	K May 19	2.7875	+2.75
MGEX	HRS Wheat (DNS)	H Mar 19	5.6725	-0.75	K May 19	5.7300	-0.25
KCBOT	HRW Wheat	H Mar 19	5.0500	+2.00	K May 19	5.1675	+2.25

USDA Livestock, Poultry & Grain Market News
 210 Walnut Street, Room 767
 Des Moines, Iowa 50309
 Phone: 515-284-4460
 Email: Desm.LPGMN@ams.usda.gov
www.ams.usda.gov/LPSMarketNewsPage