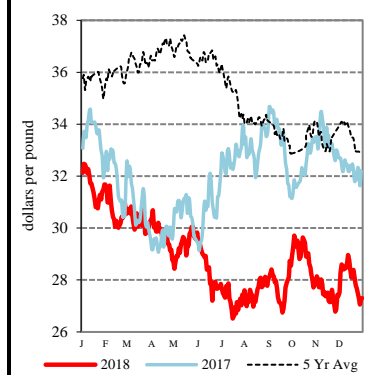


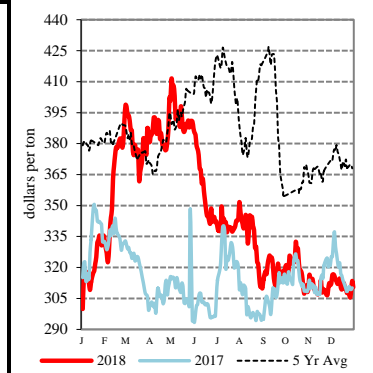
EXPORT	PRICE (\$/bu)	CHANGE (¢/bu)	BASIS (¢)		CHANGE
<u>Atlantic - JO_GR850</u>					
Soybeans	9.1400	+5.50	-10.00	H	UNCH
SRW	NQ	NQ	NQ		NQ
<u>Chicago - GX_GR110</u>					
Corn	3.4700 - 3.6200	+2.00	-35.00	H to -20.00	H UNCH
Soybeans	8.6700 - 8.8200	+5.50	-57.00	H to -42.00	H UNCH
SRW	5.2000 - 5.3000	+2.25 to -2.75	Opt	H to +10.00	H UNCH to -5.00
<u>Gulf - JO_GR112</u>					
Corn	4.2000 - 4.2900	+5.00 to +2.00	+38.00	H to +47.00	H +3.00 to UNCH
Soybeans	9.4400 - 9.4900	+4.50 to +5.50	+20.00	H to +25.00	H -1.00 to UNCH
SRW	6.0000 - 6.0200	+2.25 to +3.25	+80.00	H to +82.00	H UNCH to +1.00
12 HRW	5.6550 - 5.8050	+0.50	+60.00	H to +75.00	H UNCH
<u>PNW - JO_GR110</u>					
SWW	6.15 - 6.35	UNCH	+95.00	H to +115.00	H -2.25
Ord HRW	6.35 - 6.51	+3.00 to +1.00	+129.00	H to +145.00	H +2.00 to UNCH
<u>Toledo - GX_GR111</u>					
Corn	3.7000	+2.00	-12.00	H	UNCH
Soybeans	8.7900	+5.50	-45.00	H	UNCH
SRW	5.1500	+2.25	-5.00	H	UNCH

All prices are reported in dollars/bushel, except soybean and corn oil is in cents/lb. and soybean meal is in dollars/ton.

Soybean Oil - Central IL

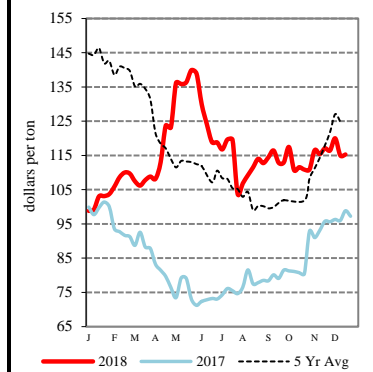


Soybean Meal - Central IL



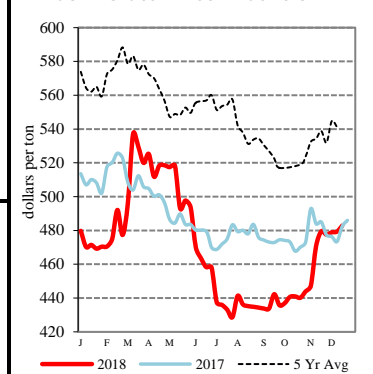
TERMINAL	PRICE (\$/bu)	CHANGE (¢/bu)	BASIS (¢)		CHANGE
<u>Kansas City - SJ_GR112</u>					
Corn	3.72 - 3.78	-4.00 to +2.00	-10.00	H to -4.00	H -6.00 to UNCH
Soybeans	8.66 - 8.79	-8.00 to +5.00	-58.00	H to -45.00	H -13.00 to UNCH
Ord HRW	4.86 - 5.31	-44.00 to +1.00	-20.00	H to +25.00	H -45.00 to UNCH
<u>Minneapolis - MS_GR110</u>					
14 DNS/NS Del Chicagr	6.7550 - 7.0050	+13.25 to +3.25	+105.00	H to +130.00	H +10.00 to UNCH
Oats	3.0275 - 3.5075	-1.00 to -2.00	+17.00	H to +65.00	H -4.00 to -5.00
<u>Omaha - WH_GR110</u>					
Corn	3.62 - 3.64	-1.00 to +1.00	-20.00	H to -18.00	H -3.00 to -1.00
Soybeans	8.44 - 8.56	+10.00 to +5.00	-80.00	H to -68.00	H +4.50 to -0.50
<u>Portland - JO_GR111</u>					
11.5 HRW	6.56 - 6.66	+1.00	+150.00	H to +160.00	H UNCH
14 DNS	6.66 - 6.76	+4.00	+95.00	H to +105.00	H UNCH

Corn Gluten Feed - Central IL



RIVER	PRICE (\$/bu)	CHANGE (¢/bu)	BASIS (¢)		CHANGE
<u>So. Iowa, Mississippi River - MS_GR114</u>					
Corn	3.5100 - 3.5600	UNCH to +2.00	-31.00	H to -26.00	H -2.00 to UNCH
Soybeans	8.5400 - 8.5900	+5.50	-70.00	H to -65.00	H UNCH
<u>St. Louis, Mississippi River - JC_GR110</u>					
Corn	3.7800 - 3.8000	+5.00 to +2.00	-4.00	H to -2.00	H +3.00 to UNCH
Soybeans	8.9900 - 9.0000	+5.00 to +4.00	-25.00	H to -24.00	H -0.50 to -1.50
SRW	5.4800 - 5.5500	+2.00 to +3.00	+28.00	H to +35.00	H -0.25 to +0.75
<u>Memphis, Mississippi River - LR_GR110</u>					
Corn	3.8200 - 3.8700	-2.00 to +2.00	Opt	H to +5.00	H -4.00 to UNCH
Soybeans	9.0400 - 9.0800	+1.50 to +4.50	-20.00	H to -16.00	H -4.00 to -1.00
SRW	5.2000	+2.25	Opt	H	UNCH
<u>Cincinnati, Ohio River - GX_GR114</u>					
Corn	3.5700 - 3.6600	-4.00 to +1.00	-25.00	H to -16.00	H -6.00 to -1.00
Soybeans	8.7900 - 8.8100	+4.50 to -2.50	-45.00	H to -43.00	H -1.00 to -8.00
SRW	NQ	NQ	NQ		NQ
<u>Mt. Vernon, Indiana, Ohio River - GX_GR114</u>					
Corn	3.6800 - 3.6900	+2.00 to UNCH	-14.00	H to -13.00	H UNCH to -2.00
Soybeans	8.8800 - 8.9900	+4.50 to +2.50	-36.00	H to -25.00	H -1.00 to -3.00
SRW	5.3800 - 5.4000	+2.25	+18.00	H to +20.00	H UNCH
<u>No. Peoria, Illinois River - GX_GR112</u>					
Corn	3.5600 - 3.6000	+4.00 to +3.00	-26.00	H to -22.00	H +2.00 to +1.00
Soybeans	8.7000 - 8.7400	+2.50 to -0.50	-54.00	H to -50.00	H -3.00 to -6.00

Corn Gluten Meal - Central IL



PROCESSOR	PRICE	CHANGE	BASIS		CHANGE
<u>Central IL</u>					
<u>Corn</u>	3.5500 - 3.7400	+2.00 to UNCH	-27.00	H to -8.00	H UNCH to -2.00
<u>Soybeans</u>	8.8400 - 9.0100	+3.50 to +5.50	-40.00	H to -23.00	H -2.00 to UNCH
Crude SB Oil	27.82 - 28.32	+0.14	-50.00	F to Opt F	UNCH
48 SB Meal	323.40 - 325.40	+1.80	Opt	H to +2.00	H UNCH
Crude Corn Oil - Rail	26.00	UNCH	N/A		N/A

FUTURES		PRICE	CHANGE		PRICE	CHANGE
CME Group	Corn	H Mar 19	3.8200	+2.00	K May 19	3.9000 +2.00
	Soybeans	F Jan 19	9.1150	+5.25	H Mar 19	9.2400 +5.50
	Wheat (SRW)	H Mar 19	5.2000	+2.25	K May 19	5.2600 +2.50
	Oats	H Mar 19	2.8575	+3.00	K May 19	2.8200 +3.25
MGEX	HRS Wheat (DNS)	H Mar 19	5.7050	+3.25	K May 19	5.7600 +3.00
KCBOT	HRW Wheat	H Mar 19	5.0550	+0.50	K May 19	5.1725 +0.50

USDA Livestock, Poultry & Grain Market News  
 210 Walnut Street, Room 767  
 Des Moines, Iowa 50309  
 Phone: 515-284-4460  
 Email: Desm.LPGMN@ams.usda.gov  
[www.ams.usda.gov/LPSMarketNewsPage](http://www.ams.usda.gov/LPSMarketNewsPage)