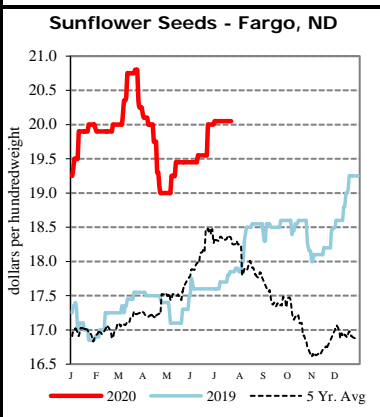
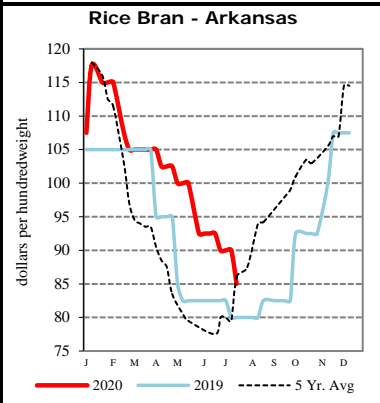


EXPORT	PRICE (\$/bu)	CHANGE (¢/bu)	BASIS (¢)		CHANGE
<u>Atlantic - JO_GR850</u>					
Soybeans	9.1675	+0.25	+25.00 Q		UNCH
SRW	N/A	N/A	N/A		N/A
<u>Chicago - GX_GR110</u>					
Corn	2.9075 - 3.0175	+0.25	-25.00 U to	-14.00 U	UNCH
Soybeans	8.8325 - 8.9325	+3.00	-5.00 X to	+5.00 X	UNCH
SRW	5.1950 - 5.3450	-3.25	-10.00 U to	+5.00 U	UNCH
<u>Gulf - JO_GR112</u>					
Corn	3.6675 - 3.7175	-4.75 to -6.75	+51.00 U to	+56.00 U	-5.00 to -7.00
Soybeans	9.5975 - 9.6375	-1.75 to +0.25	+68.00 Q to	+72.00 Q	-2.00 to UNCH
SRW	5.8650 - 5.9450	-0.25 to -3.25	+57.00 U to	+65.00 U	+3.00 to UNCH
12 HRW	N/A	N/A	N/A		N/A
<u>PNW - JO_GR110</u>					
SWW	N/A	N/A	N/A		N/A
Ord HRW	5.45 - 5.60	-6.00	+105.00 U to	+120.00 U	UNCH
<u>Toledo - GX_GR111</u>					
Corn	3.1075 - 3.1175	+2.25 to +1.25	-5.00 U to	-4.00 U	+2.00 to +1.00
Soybeans	8.8325 - 8.9175	+11.00 to +1.50	-5.00 X to	Opt Q	+8.00 to -5.00
SRW	5.3450 - 5.3950	+1.75	+5.00 U to	+10.00 U	+5.00

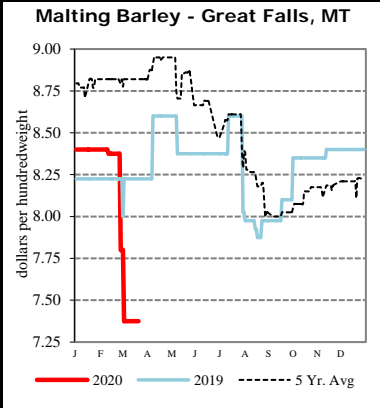
All prices are reported in dollars/bushel, except soybean and corn oil is in cents/lb. and soybean meal is in dollars/ton.



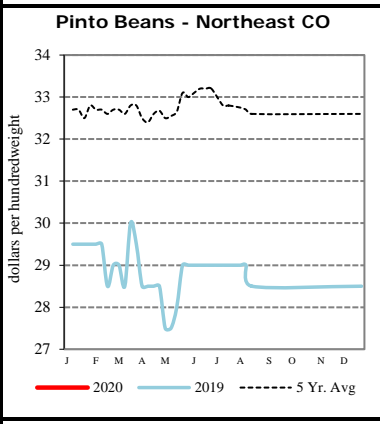
TERMINAL	PRICE (\$/bu)	CHANGE (¢/bu)	BASIS (¢)		CHANGE
<u>Kansas City - SJ_GR112</u>					
Corn	3.16 - 3.18	UNCH	Opt U to	+2.00 U	UNCH
Soybeans	8.50 - 8.83	+3.00	-38.00 X to	-5.00 X	UNCH
Ord HRW	4.55 - 4.65	-6.00	+15.00 U to	+25.00 U	UNCH
<u>Minneapolis - MS_GR110</u>					
14 DNS/NS Del Chicago	6.2300	No Comp	+110.00 U		No Comp
Oats	2.8800 - 3.2300	-4.00	+10.00 U to	+45.00 U	UNCH
<u>Omaha - WH_GR110</u>					
Corn	2.96 - 3.01	UNCH	-19.75 U to	-14.75 U	-0.25
Soybeans	8.48	+3.00 to +1.00	-40.25 X		UNCH to -2.00
<u>Portland - JO_GR111</u>					
11.5 HRW	5.75 - 5.90	-6.00	+135.00 U to	+150.00 U	UNCH
14 DNS	6.08 - 6.18	+2.00	+95.00 U to	+105.00 U	UNCH



RIVER	PRICE (\$/bu)	CHANGE (¢/bu)	BASIS (¢)		CHANGE
<u>So. Iowa, Mississippi River - MS_GR114</u>					
Corn	3.0775 - 3.1475	+1.25 to +0.25	-8.00 U to	-1.00 U	+1.00 to UNCH
Soybeans	8.8875 - 8.9275	+0.25	-3.00 Q to	+1.00 Q	UNCH
<u>St. Louis, Mississippi River - JC_GR110</u>					
Corn	3.3300	-2.00 to -3.00	+17.25 U		-2.25 to -3.25
Soybeans	9.2300	UNCH	+31.25 Q		-0.25
SRW	5.4500 - 5.5000	-2.00	+15.50 U to	+20.50 U	+1.25
<u>Memphis, Mississippi River - LR_GR110</u>					
Corn	3.2875 - 3.3575	+1.25 to +22.25	+13.00 U to	+20.00 U	+1.00 to +22.00
Soybeans	9.2175 - 9.2325	+0.25 to +3.00	+30.00 Q to	+35.00 X	UNCH
SRW	5.4950	-8.25	+20.00 U		-5.00



RIVER	PRICE (\$/bu)	CHANGE (¢/bu)	BASIS (¢)		CHANGE
<u>Toledo -On River</u>					
Corn	3.1075 - 3.1175	+0.25	-5.00 U to	-4.00 U	UNCH
Soybeans	8.8325 - 8.9175	+3.00 to +0.25	-5.00 X to	Opt Q	UNCH
SRW	5.3450 - 5.3950	-3.25	+5.00 U to	+10.00 U	UNCH
<u>Ohio River</u>					
Corn	3.1175 - 3.2275	-4.75 to -9.75	-4.00 U to	+7.00 U	-5.00 to -10.00
Soybeans	9.0175 - 9.1975	+0.25	+10.00 Q to	+28.00 Q	UNCH
SRW	5.2550 - 5.4650	-3.25	-4.00 U to	+17.00 U	UNCH
<u>North Illinois River</u>					
Corn	2.6575 - 2.9075	+0.25	-50.00 U to	-25.00 U	UNCH
Soybeans	8.4175 - 8.6175	+0.25	-50.00 Q to	-30.00 Q	UNCH



PROCESSOR	PRICE	CHANGE	BASIS		CHANGE
<u>Central IL</u>					
<u>Corn</u>	3.0575 - 3.3075	+0.25	-10.00 U to	+15.00 U	UNCH
<u>Soybeans</u>	8.7625 - 9.0325	+3.00	-12.00 X to	+15.00 X	UNCH
Crude SB Oil	29.59 - 30.14	+0.17	-30.00 U to	+25.00 U	UNCH
48 SB Meal	291.50 - 292.50	+2.60	-1.00 U to	Opt U	UNCH
Crude Corn Oil - Rail	45.00 - 46.50	UNCH	N/A		N/A

FUTURES		PRICE	CHANGE	PRICE	CHANGE		
CME Group	Corn	U Sep 20	3.1575	+0.25	Z Dec 20	3.2675	+0.50
	Soybeans	Q Aug 20	8.9175	+0.25	U Sep 20	8.8675	+2.25
	Wheat (SRW)	U Sep 20	5.2950	-3.25	Z Dec 20	5.3600	-2.50
	Oats	U Sep 20	2.7800	-4.00	Z Dec 20	2.7150	-1.00
MGEX	HRS Wheat (DNS)	U Sep 20	5.1300	+2.00	Z Dec 20	5.2625	+1.50
KCBOT	HRW Wheat	U Sep 20	4.4000	-5.75	Z Dec 20	4.5050	-5.50

USDA Livestock, Poultry & Grain Market News
 210 Walnut Street, Room 767
 Des Moines, Iowa 50309
 Phone: 515-284-4460
 Email: Desm.LPGMN@usda.gov
www.ams.usda.gov/LPSMarketNewsPage