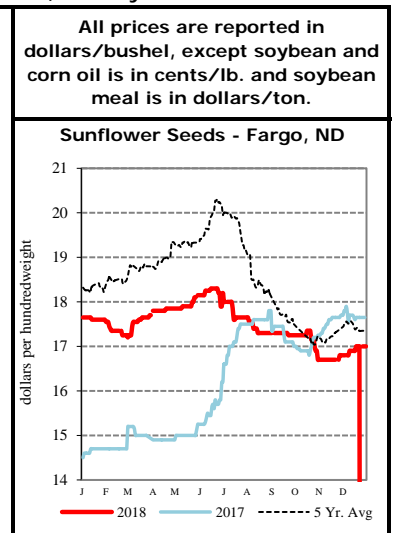
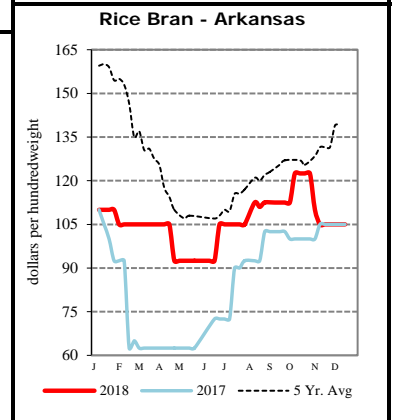


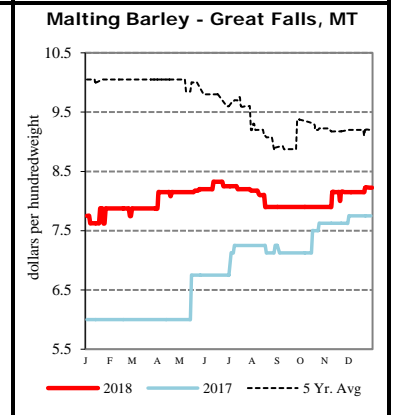
EXPORT	PRICE (\$/bu)	CHANGE (¢/bu)	BASIS (¢)		CHANGE
<u>Atlantic - JO_GR850</u>					
Soybeans	8.9675	-17.25	-10.00	H	UNCH
SRW	NQ	NQ	NQ		NQ
<u>Chicago - GX_GR110</u>					
Corn	3.4125 - 3.5625	-5.75	-35.00	H to -20.00	UNCH
Soybeans	8.4975 - 8.6475	-17.25	-57.00	H to -42.00	UNCH
SRW	5.1375 - 5.1875	-6.25 to -11.25	Opt	H to +5.00	UNCH to -5.00
<u>Gulf - JO_GR112</u>					
Corn	4.1425 - 4.2325	-5.75	+38.00	H to +47.00	UNCH
Soybeans	9.2575 - 9.3175	-18.25 to -17.25	+19.00	H to +25.00	-1.00 to UNCH
SRW	5.9375 - 5.9575	-6.25	+80.00	H to +82.00	UNCH
12 HRW	5.5875 - 5.7375	-6.75	+60.00	H to +75.00	UNCH
<u>PNW - JO_GR110</u>					
SWW	6.15 - 6.35	UNCH	+101.25	H to +121.25	+6.25
Ord HRW	6.28 - 6.44	-7.00	+129.00	H to +145.00	UNCH
<u>Toledo - GX_GR111</u>					
Corn	3.6425	-5.75			UNCH
Soybeans	8.6175	-17.25			UNCH
SRW	5.0875	-6.25			UNCH



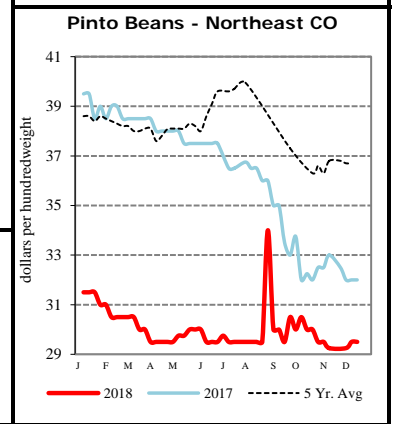
TERMINAL	PRICE (\$/bu)	CHANGE (¢/bu)	BASIS (¢)		CHANGE
<u>Kansas City - SJ_GR112</u>					
Corn	3.66 - 3.72	-6.00	-10.00	H to -4.00	UNCH
Soybeans	8.49 - 8.62	-17.00	-58.00	H to -45.00	UNCH
Ord HRW	4.79 - 5.24	-7.00	-20.00	H to +25.00	UNCH
<u>Minneapolis - MS_GR110</u>					
14 DNS/NS Del Chicagr	6.6900 - 6.9400	-6.50	+105.00	H to +130.00	UNCH
Oats	3.0275 - 3.5375	UNCH to +3.00	+14.00	H to +65.00	-3.00 to UNCH
<u>Omaha - WH_GR110</u>					
Corn	3.55 - 3.56	-7.00 to -8.00	-21.25	H to -20.25	-1.25 to -2.25
Soybeans	8.27 - 8.39	-17.00	-79.75	H to -67.75	+0.25
<u>Portland - JO_GR111</u>					
11.5 HRW	6.49 - 6.59	-7.00	+150.00	H to +160.00	UNCH
14 DNS	6.59 - 6.69	-7.00	+95.00	H to +105.00	UNCH



RIVER	PRICE (\$/bu)	CHANGE (¢/bu)	BASIS (¢)		CHANGE
<u>So. Iowa, Mississippi River - MS_GR114</u>					
Corn	3.4425 - 3.5025	-6.75 to -5.75	-32.00	H to -26.00	-1.00 to UNCH
Soybeans	8.3375 - 8.3875	-20.25	-73.00	H to -68.00	-3.00
<u>St. Louis, Mississippi River - JC_GR110</u>					
Corn	3.6700 - 3.6800	-11.00 to -12.00	-9.25	H to -8.25	-5.25 to -6.25
Soybeans	8.7400 - 8.7500	-25.00	-32.75	H to -31.75	-7.75
SRW	5.4200 - 5.4800	-6.00 to -7.00	+28.25	H to +34.25	+0.25 to -0.75
<u>Memphis, Mississippi River - LR_GR110</u>					
Corn	3.7625 - 3.8125	-5.75	Opt	H to +5.00	UNCH
Soybeans	8.8475 - 8.8675	-19.25 to -21.25	-22.00	H to -20.00	-2.00 to -4.00
SRW	5.1375	-6.25		Opt H	UNCH
<u>Cincinnati, Ohio River - GX_GR114</u>					
Corn	3.5225 - 3.5825	-4.75 to -7.75	-24.00	H to -18.00	+1.00 to -2.00
Soybeans	8.5775 - 8.6175	-21.25 to -19.25	-49.00	H to -45.00	-4.00 to -2.00
SRW	NQ	NQ	NQ		NQ
<u>Mt. Vernon, Indiana, Ohio River - GX_GR114</u>					
Corn	3.6125 - 3.6225	-6.75	-15.00	H to -14.00	-1.00
Soybeans	8.6875 - 8.7875	-19.25 to -20.25	-38.00	H to -28.00	-2.00 to -3.00
SRW	5.3175 - 5.3375	-6.25	+18.00	H to +20.00	UNCH
<u>No. Peoria, Illinois River - GX_GR112</u>					
Corn	3.4925 - 3.5525	-6.75 to -4.75	-27.00	H to -21.00	-1.00 to +1.00
Soybeans	8.5175 - 8.5475	-18.25 to -19.25	-55.00	H to -52.00	-1.00 to -2.00



PROCESSOR	PRICE	CHANGE	BASIS		CHANGE
<b>Central IL</b>					
<u>Corn</u>	3.4925 - 3.6825	-5.75	-27.00	H to -8.00	UNCH
<u>Soybeans</u>	8.6475 - 8.7975	-19.25 to -21.25	-42.00	H to -27.00	-2.00 to -4.00
Crude SB Oil	27.44 - 27.94	-0.38	-50.00	F to Opt F	UNCH
48 SB Meal	316.80 - 318.80	-6.60	Opt	H to +2.00	UNCH
Crude Corn Oil - Rail	26.00	UNCH	N/A		N/A



FUTURES		PRICE	CHANGE		PRICE	CHANGE
CME Group	Corn	H Mar 19	3.7625	-5.75	K May 19	3.8450 -5.50
	Soybeans	F Jan 19	8.9550	-16.00	H Mar 19	9.0675 -17.25
	Wheat (SRW)	H Mar 19	5.1375	-6.25	K May 19	5.1975 -6.25
	Oats	H Mar 19	2.8875	+3.00	K May 19	2.8400 +2.00
MGEX	HRS Wheat (DNS)	H Mar 19	5.6400	-6.50	K May 19	5.6950 -6.50
KCBOT	HRW Wheat	H Mar 19	4.9875	-6.75	K May 19	5.1000 -7.25

USDA Livestock, Poultry & Grain Market News  
 210 Walnut Street, Room 767  
 Des Moines, Iowa 50309  
 Phone: 515-284-4460  
 Email: Desm.LPGMN@ams.usda.gov  
[www.ams.usda.gov/LPSMarketNewsPage](http://www.ams.usda.gov/LPSMarketNewsPage)