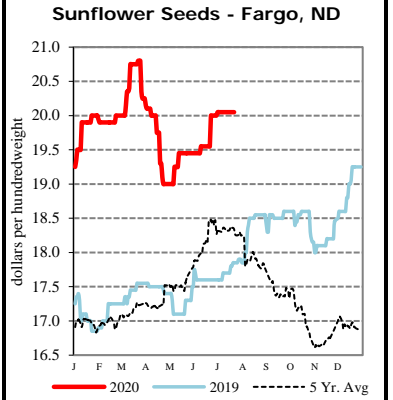
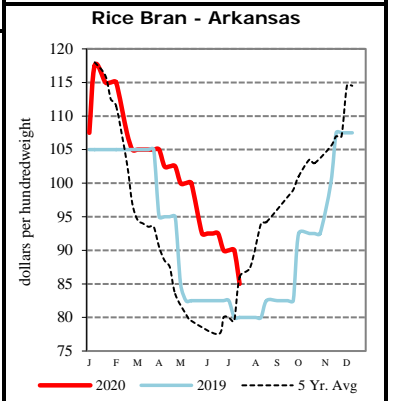


EXPORT	PRICE (\$/bu)	CHANGE (¢/bu)	BASIS (¢)	CHANGE
<u>Atlantic - JO_GR850</u>				
Soybeans	9.3125	+7.00	+25.00 Q	UNCH
SRW	5.2950	-5.00	Opt U	UNCH
<u>Chicago - GX_GR110</u>				
Corn	3.0300 - 3.1400	+0.50	-25.00 U to -14.00 U	UNCH
Soybeans	8.9025 - 9.1125	+4.00 to +7.00	-16.00 Q to +5.00 Q	-3.00 to UNCH
SRW	5.1950 - 5.3450	-5.00	-10.00 U to +5.00 U	UNCH
<u>Gulf - JO_GR112</u>				
Corn	3.8800 - 3.9200	+0.50	+60.00 U to +64.00 U	UNCH
Soybeans	9.7125 - 9.7425	+9.00 to +7.00	+65.00 Q to +68.00 Q	+2.00 to UNCH
SRW	5.8950 - 5.9450	-5.00	+60.00 U to +65.00 U	UNCH
12 HRW	N/A	N/A	N/A	N/A
<u>PNW - JO_GR110</u>				
SWW	5.75 - 5.80	UNCH	+45.50 U to +50.50 U	+5.00
Ord HRW	5.56 - 5.61	-8.00	+115.00 U to +120.00 U	UNCH
<u>Toledo - GX_GR111</u>				
Corn	3.2300 - 3.2400	+0.50	-5.00 U to -4.00 U	UNCH
Soybeans	8.9500 - 9.0625	+4.50 to +7.00	-5.00 X to Opt Q	UNCH
SRW	5.3450 - 5.3950	-5.00	+5.00 U to +10.00 U	UNCH

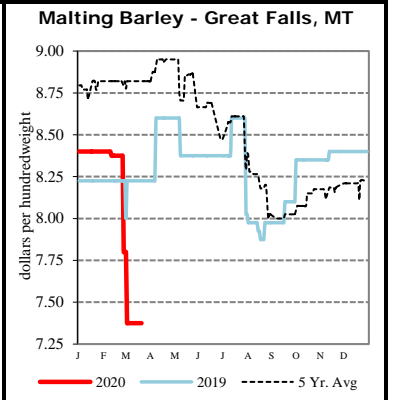
All prices are reported in dollars/bushel, except soybean and corn oil is in cents/lb. and soybean meal is in dollars/ton.



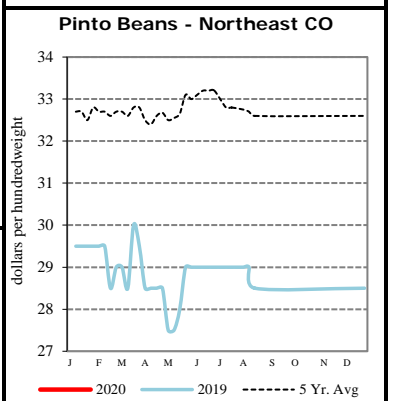
TERMINAL	PRICE (\$/bu)	CHANGE (¢/bu)	BASIS (¢)	CHANGE
<u>Kansas City - SJ_GR112</u>				
Corn	3.28 - 3.32	UNCH	Opt U to +4.00 U	UNCH
Soybeans	8.57 - 8.95	+4.00	-43.00 X to -5.00 X	UNCH
Ord HRW	4.46 - 4.56	-8.00	+5.00 U to +15.00 U	UNCH
<u>Minneapolis - MS_GR110</u>				
14 DNS/NS Del Chicago	6.0000	-14.75	+90.00 U	-10.00
Oats	3.3350 - 3.4450	+2.00 to +4.00	+49.00 U to +60.00 U	-2.00 to UNCH
<u>Omaha - WH_GR110</u>				
Corn	3.08 - 3.13	UNCH	-20.00 U to -15.00 U	-0.50
Soybeans	8.66 - 8.74	+7.00	-40.25 Q to -32.25 Q	UNCH
<u>Portland - JO_GR111</u>				
11.5 HRW	5.86 - 5.91	-8.00	+145.00 U to +150.00 U	UNCH
14 DNS	6.05 - 6.25	-5.00	+95.00 U to +115.00 U	UNCH



RIVER	PRICE (\$/bu)	CHANGE (¢/bu)	BASIS (¢)	CHANGE
<u>So. Iowa, Mississippi River - MS_GR114</u>				
Corn	3.2700 - 3.3100	+0.50	-1.00 U to +3.00 U	UNCH
Soybeans	9.0225 - 9.0925	+5.00 to +7.00	-4.00 Q to +3.00 Q	-2.00 to UNCH
<u>St. Louis, Mississippi River - JC_GR110</u>				
Corn	3.5800 - 3.6100	-2.00 to +1.00	+30.00 U to +33.00 U	-2.50 to +0.50
Soybeans	9.3600 - 9.3900	+4.00 to +7.00	+29.75 Q to +32.75 Q	-3.00 to UNCH
SRW	5.4400	-5.00	+14.50 U	UNCH
<u>Memphis, Mississippi River - LR_GR110</u>				
Corn	3.4400 - 3.5800	+0.50	+16.00 U to +30.00 U	UNCH
Soybeans	9.3225 - 9.3625	+7.00	+26.00 Q to +30.00 Q	UNCH
SRW	5.3450	-5.00	+5.00 U	UNCH
<u>Cincinnati, Ohio River - GX_GR114</u>				
Corn	3.4200 - 3.4500	-0.50 to -2.50	+14.00 U to +17.00 U	-1.00 to -3.00
Soybeans	9.2225 - 9.3425	+5.00 to +7.00	+16.00 Q to +28.00 Q	-2.00 to UNCH
SRW	5.3250 - 5.3850	-5.00 to -16.00	+3.00 U to +9.00 U	UNCH to -11.00
<u>Mt. Vernon, Indiana, Ohio River - GX_GR114</u>				
Corn	3.4700	-3.50	+19.00 U	-4.00
Soybeans	9.2925 - 9.3425	+2.00 to +5.00	+23.00 Q to +28.00 Q	-5.00 to -2.00
SRW	5.4450 - 5.5250	-7.00 to -5.00	+15.00 U to +23.00 U	-2.00 to UNCH
<u>No. Peoria, Illinois River - GX_GR112</u>				
Corn	2.7800 - 3.0300	+0.50	-50.00 U to -25.00 U	UNCH
Soybeans	8.5625 - 8.7625	+7.00	-50.00 Q to -30.00 Q	UNCH



PROCESSOR	PRICE	CHANGE	BASIS	CHANGE
<u>Central IL</u>				
<u>Corn</u>	3.1800 - 3.4300	+0.50	-10.00 U to +15.00 U	UNCH
<u>Soybeans</u>	8.9000 - 9.1400	-0.50 to +3.50	-10.00 X to +14.00 X	-5.00 to -1.00
Crude SB Oil	29.19 - 30.04	-0.14	-60.00 Q to +25.00 Q	UNCH
48 SB Meal	290.40 - 291.40	+3.80	Opt Q to +1.00 Q	UNCH
Crude Corn Oil - Rail	46.00	UNCH	N/A	N/A



FUTURES		PRICE	CHANGE	PRICE	CHANGE
CME Group	Corn	U Sep 20	3.2800 +0.50	Z Dec 20	3.3550 +0.75
	Soybeans	Q Aug 20	9.0625 +7.00	U Sep 20	9.0075 +6.75
	Wheat (SRW)	U Sep 20	5.2950 -5.00	Z Dec 20	5.3475 -5.00
	Oats	U Sep 20	2.8450 +3.75	Z Dec 20	2.7500 +2.75
MGEX	HRS Wheat (DNS)	U Sep 20	5.1000 -4.75	Z Dec 20	5.2350 -4.75
KCBOT	HRW Wheat	U Sep 20	4.4125 -7.25	Z Dec 20	4.5225 -7.25

USDA Livestock, Poultry & Grain Market News
 210 Walnut Street, Room 767
 Des Moines, Iowa 50309
 Phone: 515-284-4460
 Email: Desm.LPGMN@usda.gov
www.ams.usda.gov/LPSMarketNewsPage