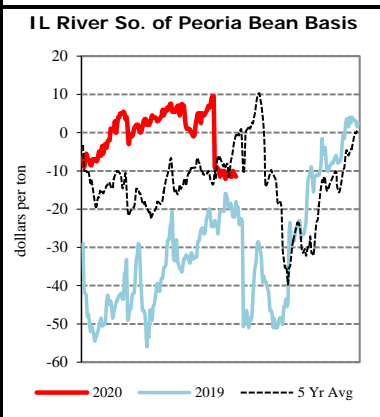
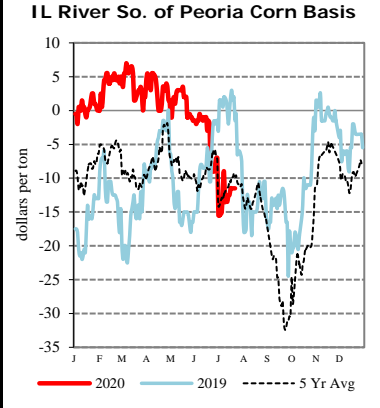


EXPORT	PRICE (\$/bu)	CHANGE (¢/bu)	BASIS (¢)		CHANGE
<u>Atlantic - JO_GR850</u>					
Soybeans	9.3150	+1.75	+25.00	Q	UNCH
SRW	5.2775	-11.75		Opt U	UNCH
<u>Chicago - GX_GR110</u>					
Corn	3.0000 - 3.1100	-1.25	-25.00	U to -14.00 U	UNCH
Soybeans	8.9150 - 9.1150	+2.75 to +1.75	-15.00	Q to +5.00 Q	+1.00 to UNCH
SRW	5.1775 - 5.3275	-11.75	-10.00	U to +5.00 U	UNCH
<u>Gulf - JO_GR112</u>					
Corn	3.8500 - 3.8900	-1.25	+60.00	U to +64.00 U	UNCH
Soybeans	9.7150 - 9.7650	+1.75	+65.00	Q to +70.00 Q	UNCH
SRW	5.8175 - 5.9275	-11.75	+54.00	U to +65.00 U	UNCH
12 HRW	N/A	N/A		N/A	N/A
<u>PNW - JO_GR110</u>					
SWW	5.75 - 5.78	-3.00 to -2.00	+47.25	U to +50.25 U	+8.75 to +9.75
Ord HRW	5.45 - 5.60	-20.00 to -10.00	+105.00	U to +120.00 U	-10.00 to UNCH
<u>Toledo - GX_GR111</u>					
Corn	3.2000 - 3.2100	-1.25	-5.00	U to -4.00 U	UNCH
Soybeans	8.9475 - 9.0650	+0.50 to +1.75	-5.00	X to Opt Q	UNCH
SRW	5.3275 - 5.3775	-11.75	+5.00	U to +10.00 U	UNCH

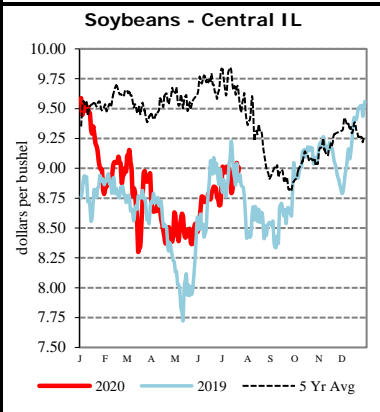
All prices are reported in dollars/bushel, except soybean and corn oil is in cents/lb. and soybean meal is in dollars/ton.



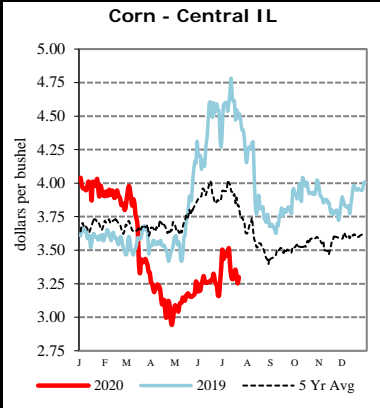
TERMINAL	PRICE (\$/bu)	CHANGE (¢/bu)	BASIS (¢)		CHANGE
<u>Kansas City - SJ_GR112</u>					
Corn	3.25 - 3.29	-1.00	Opt U to	+4.00 U	UNCH
Soybeans	8.62 - 8.95	+1.00	-38.00	X to -5.00 X	UNCH
Ord HRW	4.55 - 4.65	-10.00	+15.00	U to +25.00 U	UNCH
<u>Minneapolis - MS_GR110</u>					
14 DNS/NS Del Chicag	5.8800 - 5.9300	-12.25 to -7.25	+80.00	U to +85.00 U	-5.00 to UNCH
Oats	3.3175	+1.00 to -14.00		+45.00 U	UNCH to -15.00
<u>Omaha - WH_GR110</u>					
Corn	3.05 - 3.10	-1.00	-20.00	U to -15.00 U	+0.25
Soybeans	8.62 - 8.67	-3.00 to -2.00	-44.50	Q to -39.50 Q	-4.75 to -3.75
<u>Portland - JO_GR111</u>					
11.5 HRW	5.75 - 5.90	-20.00 to -10.00	+135.00	U to +150.00 U	-10.00 to UNCH
14 DNS	6.03 - 6.23	-7.00	+95.00	U to +115.00 U	UNCH



RIVER	PRICE (\$/bu)	CHANGE (¢/bu)	BASIS (¢)		CHANGE
<u>So. Iowa, Mississippi River - MS_GR114</u>					
Corn	3.2300 - 3.2700	-1.25 to -2.25	-2.00	U to +2.00 U	UNCH to -1.00
Soybeans	9.0150 - 9.0950	+1.75	-5.00	Q to +3.00 Q	UNCH
<u>St. Louis, Mississippi River - JC_GR110</u>					
Corn	3.5500 - 3.5600	-2.00 to -1.00	+30.00	U to +31.00 U	-0.75 to +0.25
Soybeans	9.3800 - 9.3900	+2.00	+31.50	Q to +32.50 Q	+0.25
SRW	5.4200	-12.00		+14.25 U	-0.25
<u>Memphis, Mississippi River - LR_GR110</u>					
Corn	3.2518 - 3.2532	-17.07 to -25.93	+0.18	U to +0.32 U	-15.82 to -24.68
Soybeans	N/A	N/A		N/A	N/A
SRW	N/A	N/A		N/A	N/A
<u>Cincinnati, Ohio River - GX_GR114</u>					
Corn	N/A	N/A		N/A	N/A
Soybeans	N/A	N/A		N/A	N/A
SRW	N/A	N/A		N/A	N/A
<u>Mt. Vernon, Indiana, Ohio River - GX_GR114</u>					
Corn	N/A	N/A		N/A	N/A
Soybeans	N/A	N/A		N/A	N/A
SRW	N/A	N/A		N/A	N/A
<u>No. Peoria, Illinois River - GX_GR112</u>					
Corn	2.7500 - 3.0000	-1.25	-50.00	U to -25.00 U	UNCH
Soybeans	8.5650 - 8.7650	+1.75	-50.00	Q to -30.00 Q	UNCH



PROCESSOR	PRICE	CHANGE	BASIS		CHANGE
<b>Central IL</b>					
<u>Corn</u>	2.9900 - 3.1200	-17.25 to -29.25	-26.00	U to -13.00 U	-16.00 to -28.00
<u>Soybeans</u>	8.8775 - 9.1375	+0.50	-12.00	X to +14.00 X	UNCH
Crude SB Oil	29.00 - 29.85	-0.20	-60.00	Q to +25.00 Q	UNCH
48 SB Meal	295.30 - 297.30	+4.50 to +5.50	Opt U to	+2.00 U	UNCH to +1.00
Crude Corn Oil - Rail	N/A	N/A		N/A	N/A



FUTURES		PRICE	CHANGE		PRICE	CHANGE
CME Group	Corn	U Sep 20	3.2500	-1.25	Z Dec 20	3.3450 -0.50
	Soybeans	Q Aug 20	9.0650	+1.75	U Sep 20	8.9875 UNCH
	Wheat (SRW)	U Sep 20	5.2775	-11.75	Z Dec 20	5.3475 -10.50
	Oats	U Sep 20	2.8675	+1.25	Z Dec 20	2.7450 -1.75
MGEX	HRS Wheat (DNS)	U Sep 20	5.0800	-7.25	Z Dec 20	5.2200 -6.25
KCBOT	HRW Wheat	U Sep 20	4.3950	-10.00	Z Dec 20	4.5050 -10.00

USDA Livestock, Poultry & Grain Market News  
 210 Walnut Street, Room 767  
 Des Moines, Iowa 50309  
 Phone: 515-284-4460  
 Email: Desm.LPGMN@usda.gov  
[www.ams.usda.gov/LPSMarketNewsPage](http://www.ams.usda.gov/LPSMarketNewsPage)