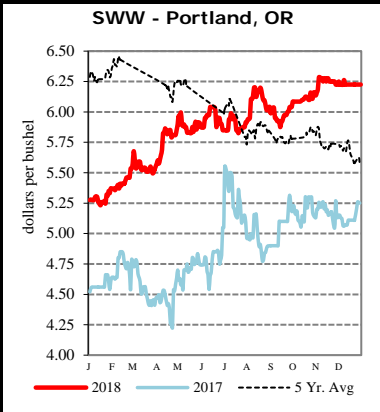
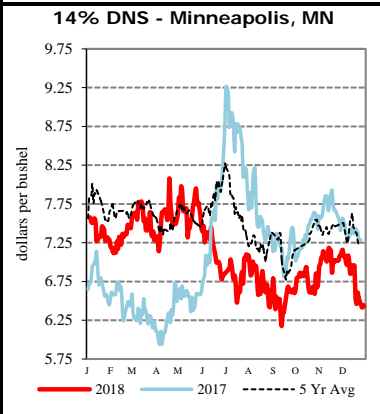


EXPORT	PRICE (\$/bu)	CHANGE (¢/bu)	BASIS (¢)		CHANGE
<u>Atlantic - JO_GR850</u>					
Soybeans	9.1425	+2.75	-10.00	H	UNCH
SRW	NQ	NQ	NQ		NQ
<u>Chicago - GX_GR110</u>					
Corn	3.4725 - 3.6225	-0.75	-35.00	H to -20.00	H UNCH
Soybeans	8.6725 - 8.8225	+7.75 to +2.75	-57.00	H to -42.00	H +5.00 to UNCH
SRW	5.1675 - 5.3175	-0.25	Opt	H to +15.00	H UNCH
<u>Gulf - JO_GR112</u>					
Corn	4.2325 - 4.2925	+2.25 to -0.75	+41.00	H to +47.00	H +3.00 to UNCH
Soybeans	9.4525 - 9.4925	+3.75 to +2.75	+21.00	H to +25.00	H +1.00 to UNCH
SRW	5.9675 - 5.9775	-0.25 to -2.25	+80.00	H to +81.00	H UNCH to -2.00
12 HRW	5.6300 - 5.7800	-3.00	+60.00	H to +75.00	H UNCH
<u>PNW - JO_GR110</u>					
SWW	6.15 - 6.35	UNCH	+98.25	H to +118.25	H +0.25
Ord HRW	6.30 - 6.48	-3.00	+127.00	H to +145.00	H UNCH
<u>Toledo - GX_GR111</u>					
Corn	3.7025	-0.75	-12.00	H	UNCH
Soybeans	8.7925	+2.75	-45.00	H	UNCH
SRW	5.1175	-0.25	-5.00	H	UNCH

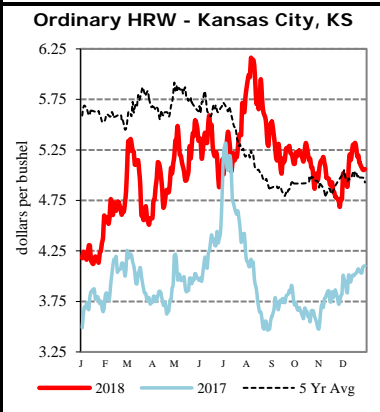
All prices are reported in dollars/bushel, except soybean and corn oil is in cents/lb. and soybean meal is in dollars/ton.



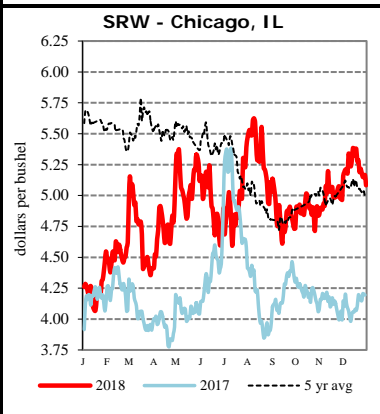
TERMINAL	PRICE (\$/bu)	CHANGE (¢/bu)	BASIS (¢)		CHANGE
<u>Kansas City - SJ_GR112</u>					
Corn	3.78	-1.00	-4.00	H	UNCH
Soybeans	8.79	+2.00	-45.00	H	UNCH
Ord HRW	5.28	-3.00	+25.00	H	UNCH
<u>Minneapolis - MS_GR110</u>					
14 DNS/NS Del Chicag	6.6300 - 6.9300	-2.25	+95.00	H to +125.00	H UNCH
Oats	2.9950 - 3.4950	+0.00	+20.00	H to +70.00	H UNCH
<u>Omaha - WH_GR110</u>					
Corn	3.65	-1.00	-17.25	H	-0.25
Soybeans	8.39 - 8.56	+2.00	-85.25	H to -68.25	H -0.75
<u>Portland - JO_GR111</u>					
11.5 HRW	6.53 - 6.63	-3.00	+150.00	H to +160.00	H UNCH
14 DNS	6.63 - 6.73	-2.00	+95.00	H to +105.00	H UNCH



RIVER	PRICE (\$/bu)	CHANGE (¢/bu)	BASIS (¢)		CHANGE
<u>So. Iowa, Mississippi River - MS_GR114</u>					
Corn	3.5225 - 3.5625	-0.75 to -3.75	-30.00	H to -26.00	H UNCH to -3.00
Soybeans	8.5925	+6.75 to +2.75	-65.00	H	+4.00 to UNCH
<u>St. Louis, Mississippi River - JC_GR110</u>					
Corn	3.8400	-1.00	+1.75	H	-0.25
Soybeans	9.0500	+3.00 to +2.00	-19.25	H	+0.25 to -0.75
SRW	5.5100 - 5.5200	+4.00 to UNCH	+34.25	H to +35.25	H +4.25 to +0.25
<u>Memphis, Mississippi River - LR_GR110</u>					
Corn	3.8625 - 3.8925	No Comp	+4.00	H to +7.00	H No Comp
Soybeans	9.1425	No Comp	-10.00	H	No Comp
SRW	5.1675	No Comp	Opt	H	No Comp
<u>Cincinnati, Ohio River - GX_GR114</u>					
Corn	3.6525 - 3.6825	-0.75	-17.00	H to -14.00	H UNCH
Soybeans	8.8525 - 8.8925	+1.75 to +3.75	-39.00	H to -35.00	H -1.00 to +1.00
SRW	N/A	N/A	N/A		N/A
<u>Mt. Vernon, Indiana, Ohio River - GX_GR114</u>					
Corn	3.7125 - 3.7325	+0.25 to -0.75	-11.00	H to -9.00	H +1.00 to UNCH
Soybeans	8.9325 - 9.0225	+3.75 to +0.75	-31.00	H to -22.00	H +1.00 to -2.00
SRW	5.3475 - 5.3675	-0.25 to -2.25	+18.00	H to +20.00	H UNCH to -2.00
<u>No. Peoria, Illinois River - GX_GR112</u>					
Corn	3.5825 - 3.6325	-0.75 to -1.75	-24.00	H to -19.00	H UNCH to -1.00
Soybeans	8.7725 - 8.8125	+2.75 to +1.75	-47.00	H to -43.00	H UNCH to -1.00



PROCESSOR	PRICE	CHANGE	BASIS		CHANGE
<u>Central IL</u>					
<u>Corn</u>	3.5525 - 3.7625	-0.75	-27.00	H to -6.00	H UNCH
<u>Soybeans</u>	8.8625 - 9.0125	+2.75	-38.00	H to -23.00	H UNCH
Crude SB Oil	27.76 - 28.26	-0.15	-50.00	F to Opt	F UNCH
48 SB Meal	322.20 - 324.20	+3.20	Opt	H to +2.00	H UNCH
Crude Corn Oil - Rail	26.00	UNCH	N/A		N/A



FUTURES	PRICE	CHANGE	PRICE	CHANGE	
CME Group	Corn	H Mar 19 3.8225	-0.75	K May 19 3.9025	-0.75
	Soybeans	F Jan 19 9.1225	+2.75	H Mar 19 9.2425	+2.75
	Wheat (SRW)	H Mar 19 5.1675	-0.25	K May 19 5.2150	-1.25
	Oats	H Mar 19 2.7950	-0.50	K May 19 2.7600	-4.25
MGEX	HRS Wheat (DNS)	H Mar 19 5.6800	-2.25	K May 19 5.7325	-2.25
KCBOT	HRW Wheat	H Mar 19 5.0300	-3.00	K May 19 5.1450	-3.00

USDA Livestock, Poultry & Grain Market News
 210 Walnut Street, Room 767
 Des Moines, Iowa 50309
 Phone: 515-284-4460
 Email: Desm.LPGMN@ams.usda.gov
www.ams.usda.gov/LPSMarketNewsPage