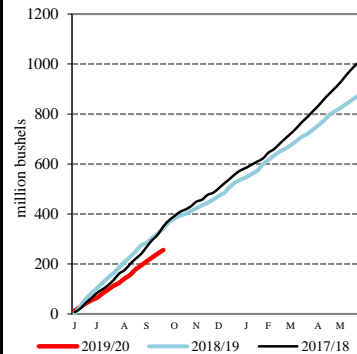


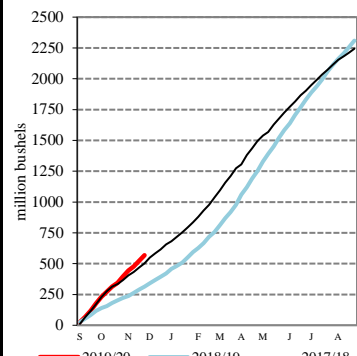
EXPORT	PRICE (\$/bu)	CHANGE (¢/bu)	BASIS (¢)	CHANGE
<u>Atlantic - JO_GR850</u>				
Soybeans	9.2300	+4.50	+25.00 Q	UNCH
SRW	5.4475	-0.50	+10.00 U	UNCH
<u>Chicago - GX_GR110</u>				
Corn	3.0800 - 3.1900	+2.75	-25.00 U to -14.00 U	UNCH
Soybeans	8.8500 - 8.9800	+1.50 to +4.50	-13.00 Q to Opt Q	-3.00 to UNCH
SRW	5.2475 - 5.3975	-0.50	-10.00 U to +5.00 U	UNCH
<u>Gulf - JO_GR112</u>				
Corn	3.8900 - 3.9600	+5.75 to +2.75	+56.00 U to +63.00 U	+3.00 to UNCH
Soybeans	9.6100 - 9.6400	+4.50	+63.00 Q to +66.00 Q	UNCH
SRW	5.9475	-0.50	+60.00 U	UNCH
12 HRW	N/A	N/A	N/A	N/A
<u>PNW - JO_GR110</u>				
SWW	5.80 - 5.85	+2.00 to +5.00	+45.25 U to +50.25 U	+2.50 to +5.50
Ord HRW	5.64 - 5.69	+10.00 to UNCH	+115.00 U to +120.00 U	+10.00 to UNCH
<u>Toledo - GX_GR111</u>				
Corn	3.2800 - 3.2900	+2.75	-5.00 U to -4.00 U	UNCH
Soybeans	8.9300 - 8.9800	+4.50	-5.00 Q to Opt Q	UNCH
SRW	5.3975 - 5.4475	-5.50 to -0.50	+5.00 U to +10.00 U	-5.00 to UNCH

All prices are reported in dollars/bushel, except soybean and corn oil is in cents/lb. and soybean meal is in dollars/ton.

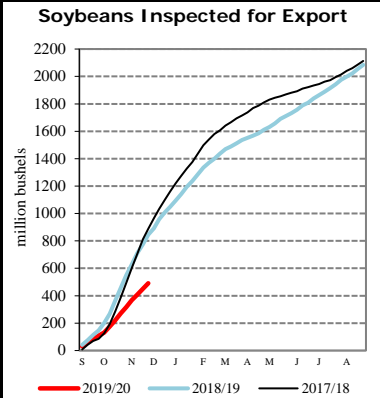
Wheat Inspected for Export



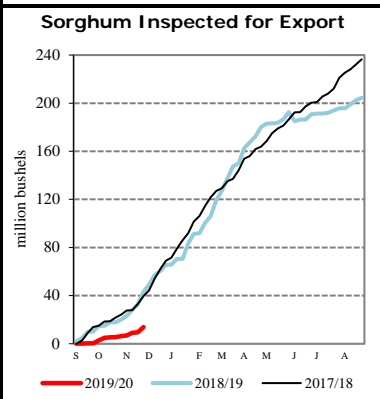
Corn Inspected for Export



TERMINAL	PRICE (\$/bu)	CHANGE (¢/bu)	BASIS (¢)	CHANGE
<u>Kansas City - SJ_GR112</u>				
Corn	3.33 - 3.37	+3.00	Opt U to +4.00 U	UNCH
Soybeans	8.56 - 8.93	+2.00 to +4.00	-39.00 X to -5.00 Q	+1.00 to UNCH
Ord HRW	4.64 - 4.74	UNCH	+15.00 U to +25.00 U	UNCH
<u>Minneapolis - MS_GR110</u>				
14 DNS/NS Del Chicago	6.0275	-17.50 to -22.50	+90.00 U	-15.00 to -20.00
Oats	3.3900 - 3.4000	-4.00	+59.00 U to +60.00 U	UNCH
<u>Omaha - WH_GR110</u>				
Corn	3.13 - 3.18	+3.00	-20.00 U to -15.00 U	+0.25
Soybeans	8.63 - 8.66	+4.00	-35.00 Q to -32.00 Q	-0.50
<u>Portland - JO_GR111</u>				
11.5 HRW	5.94 - 5.99	+10.00 to UNCH	+145.00 U to +150.00 U	+10.00 to UNCH
14 DNS	6.08 - 6.28	-2.00	+95.00 U to +115.00 U	UNCH



RIVER	PRICE (\$/bu)	CHANGE (¢/bu)	BASIS (¢)	CHANGE
<u>So. Iowa, Mississippi River - MS_GR114</u>				
Corn	3.3300 - 3.3700	+2.75	Opt U to +4.00 U	UNCH
Soybeans	8.9600 - 9.0300	+2.50 to +4.50	-2.00 Q to +5.00 Q	-2.00 to UNCH
<u>St. Louis, Mississippi River - JC_GR110</u>				
Corn	3.6300 - 3.6500	+6.00 to +7.00	+30.00 U to +32.00 U	+3.25 to +4.25
Soybeans	9.3100	+9.00 to +6.00	+33.00 Q	+4.50 to +1.50
SRW	5.4900	+4.00 to -1.00	+14.25 U	+4.50 to -0.50
<u>Memphis, Mississippi River - LR_GR110</u>				
Corn	3.4700	+2.75	+14.00 U	UNCH
Soybeans	9.2600 - 9.2800	+4.50	+28.00 Q to +30.00 Q	UNCH
SRW	N/A	N/A	N/A	N/A
<u>Cincinnati, Ohio River - GX_GR114</u>				
Corn	3.4800 - 3.5700	+2.75 to +4.75	+15.00 U to +24.00 U	UNCH to +2.00
Soybeans	9.2100 - 9.2600	+3.50 to +4.50	+23.00 Q to +28.00 Q	-1.00 to UNCH
SRW	5.3775 - 5.5975	-0.50	+3.00 U to +25.00 U	UNCH
<u>Mt. Vernon, Indiana, Ohio River - GX_GR114</u>				
Corn	3.5900	+6.75	+26.00 U	+4.00
Soybeans	9.2600 - 9.2800	+4.50 to +6.50	+28.00 Q to +30.00 Q	UNCH to +2.00
SRW	5.5175 - 5.5975	-0.50	+17.00 U to +25.00 U	UNCH
<u>No. Peoria, Illinois River - GX_GR112</u>				
Corn	2.8300 - 3.0600	+2.75	-50.00 U to -27.00 U	UNCH
Soybeans	8.4800 - 8.6800	+4.50	-50.00 Q to -30.00 Q	UNCH



PROCESSOR	PRICE	CHANGE	BASIS	CHANGE
<u>Central IL</u>				
<u>Corn</u>	3.2300 - 3.4800	+2.75	-10.00 U to +15.00 U	UNCH
<u>Soybeans</u>	8.9000 - 9.0700	+4.50 to -1.50	-8.00 Q to +9.00 Q	UNCH to -6.00
Crude SB Oil	29.32 - 30.17	+0.65	-60.00 Q to +25.00 Q	UNCH
48 SB Meal	286.50 - 287.50	-0.50	Opt Q to +1.00 Q	UNCH
Crude Corn Oil - Rail	46.00	-0.50	N/A	N/A

FUTURES	PRICE	CHANGE	PRICE	CHANGE
CME Group	Corn	U Sep 20	3.3300	+2.75
	Soybeans	Q Aug 20	8.9800	+4.50
	Wheat (SRW)	U Sep 20	5.3475	-0.50
	Oats	U Sep 20	2.8000	-3.50
MGEX	HRS Wheat (DNS)	U Sep 20	5.1275	-2.50
KCBOT	HRW Wheat	U Sep 20	4.4875	UNCH

USDA Livestock, Poultry & Grain Market News
 210 Walnut Street, Room 767
 Des Moines, Iowa 50309
 Phone: 515-284-4460
 Email: Desm.LPGMN@usda.gov
www.ams.usda.gov/LPSMarketNewsPage