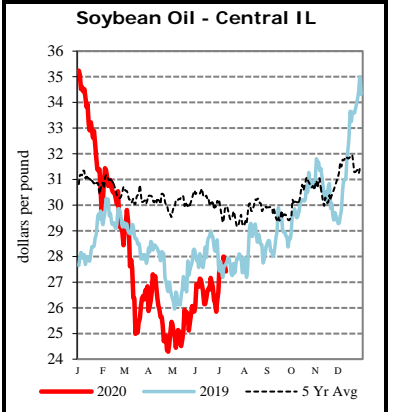
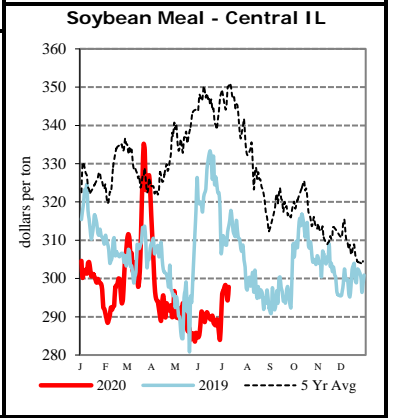


EXPORT	PRICE (\$/bu)	CHANGE (¢/bu)	BASIS (¢)		CHANGE
<u>Atlantic - JO_GR850</u>					
Soybeans	9.2425	+2.75	+25.00	Q	UNCH
SRW	5.3450	-3.25		Opt U	-10.00
<u>Chicago - GX_GR110</u>					
Corn	3.0250 - 3.1350	+4.75	-25.00	U to -14.00 U	UNCH
Soybeans	8.8625 - 9.0425	+2.75	-13.00	Q to +5.00 Q	UNCH
SRW	5.2450 - 5.3950	+6.75	-10.00	U to +5.00 U	UNCH
<u>Gulf - JO_GR112</u>					
Corn	3.8750 - 3.9150	+8.75 to +5.75	+60.00	U to +64.00 U	+4.00 to +1.00
Soybeans	9.6225 - 9.6725	+2.75 to +4.75	+63.00	Q to +68.00 Q	UNCH to +2.00
SRW	5.9450 - 5.9950	+6.75 to +11.75	+60.00	U to +65.00 U	UNCH to +5.00
12 HRW	N/A	N/A		N/A	N/A
<u>PNW - JO_GR110</u>					
SWW	5.75 - 5.80	UNCH	+40.50	U to +45.50 U	-6.75
Ord HRW	5.64 - 5.69	+6.00	+115.00	U to +120.00 U	UNCH
<u>Toledo - GX_GR111</u>					
Corn	3.2250 - 3.2350	+4.75	-5.00	U to -4.00 U	UNCH
Soybeans	8.9050 - 8.9925	+2.50 to +2.75	-5.00	X to Opt Q	UNCH
SRW	5.3950 - 5.4450	+6.75	+5.00	U to +10.00 U	UNCH

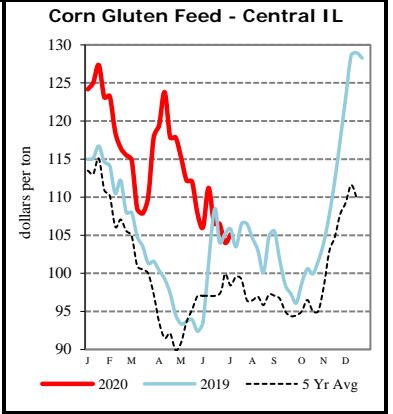
All prices are reported in dollars/bushel, except soybean and corn oil is in cents/lb. and soybean meal is in dollars/ton.



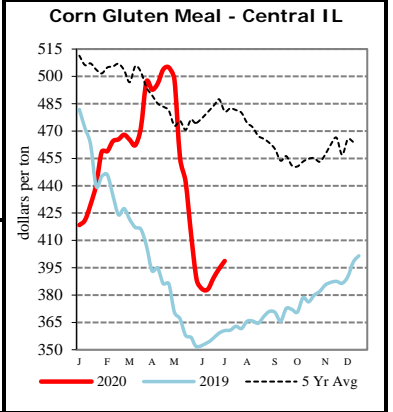
TERMINAL	PRICE (\$/bu)	CHANGE (¢/bu)	BASIS (¢)		CHANGE
<u>Kansas City - SJ_GR112</u>					
Corn	3.28 - 3.32	+5.00	Opt U to	+4.00 U	UNCH
Soybeans	8.53 - 8.91	+1.00 to +3.00	-43.00	X to -5.00 X	-2.00 to UNCH
Ord HRW	4.54 - 4.64	-4.00	+5.00	U to +15.00 U	-10.00
<u>Minneapolis - MS_GR110</u>					
14 DNS/NS Del Chicago	6.1475	+14.25 to +9.25		+100.00 U	+10.00 to +5.00
Oats	3.3175 - 3.4075	+1.00 to +2.00	+51.00	U to +60.00 U	-1.00 to UNCH
<u>Omaha - WH_GR110</u>					
Corn	3.08 - 3.13	+5.00	-19.50	U to -14.50 U	+0.25
Soybeans	8.59 - 8.67	-3.00 to +2.00	-40.25	Q to -32.25 Q	-5.75 to -0.75
<u>Portland - JO_GR111</u>					
11.5 HRW	5.94 - 5.99	+6.00	+145.00	U to +150.00 U	UNCH
14 DNS	6.10 - 6.30	+4.00	+95.00	U to +115.00 U	UNCH



RIVER	PRICE (\$/bu)	CHANGE (¢/bu)	BASIS (¢)		CHANGE
<u>So. Iowa, Mississippi River - MS_GR114</u>					
Corn	3.2650 - 3.3050	+4.75	-1.00	U to +3.00 U	UNCH
Soybeans	8.9725 - 9.0225	+2.75	-2.00	Q to +3.00 Q	UNCH
<u>St. Louis, Mississippi River - JC_GR110</u>					
Corn	3.6000	+5.00		+32.50 U	+0.25
Soybeans	9.3200	+3.00		+32.75 Q	+0.25
SRW	5.4900	+7.00		+14.50 U	+0.25
<u>Memphis, Mississippi River - LR_GR110</u>					
Corn	3.4350 - 3.5750	No Comp	+16.00	U to +30.00 U	No Comp
Soybeans	9.2525 - 9.2925	No Comp	+26.00	Q to +30.00 Q	No Comp
SRW	5.3950	No Comp		+5.00 U	No Comp
<u>Cincinnati, Ohio River - GX_GR114</u>					
Corn	3.4250 - 3.4750	+4.75 to -0.25	+15.00	U to +20.00 U	UNCH to -5.00
Soybeans	9.1725 - 9.2725	-2.25 to +2.75	+18.00	Q to +28.00 Q	-5.00 to UNCH
SRW	5.3750 - 5.5450	+6.75 to +1.75	+3.00	U to +20.00 U	UNCH to -5.00
<u>Mt. Vernon, Indiana, Ohio River - GX_GR114</u>					
Corn	3.5050	+1.75		+23.00 U	-3.00
Soybeans	9.2725 - 9.2925	+2.75	+28.00	Q to +30.00 Q	UNCH
SRW	5.5150 - 5.5750	+6.75 to +4.75	+17.00	U to +23.00 U	UNCH to -2.00
<u>No. Peoria, Illinois River - GX_GR112</u>					
Corn	2.7750 - 3.0250	+4.75	-50.00	U to -25.00 U	UNCH
Soybeans	8.4925 - 8.6925	+2.75	-50.00	Q to -30.00 Q	UNCH



PROCESSOR	PRICE	CHANGE	BASIS		CHANGE
<u>Central IL</u>					
<u>Corn</u>	3.1750 - 3.4250	+4.75	-10.00	U to +15.00 U	UNCH
<u>Soybeans</u>	8.9050 - 9.1050	+2.00 to +6.00	-5.00	X to +15.00 X	+3.00 to +7.00
Crude SB Oil	29.33 - 30.18	-0.14	-60.00	Q to +25.00 Q	UNCH
48 SB Meal	286.60 - 287.60	+1.00	Opt	Q to +1.00 Q	UNCH
Crude Corn Oil - Rail	46.00	UNCH		N/A	N/A



FUTURES		PRICE	CHANGE		PRICE	CHANGE
CME Group	Corn	U Sep 20	3.2750	+4.75	Z Dec 20	3.3475 +4.00
	Soybeans	Q Aug 20	8.9925	+2.75	U Sep 20	8.9400 +3.00
	Wheat (SRW)	U Sep 20	5.3450	+6.75	Z Dec 20	5.3975 +6.00
	Oats	U Sep 20	2.8075	+1.75	Z Dec 20	2.7225 +1.25
MGEX	HRS Wheat (DNS)	U Sep 20	5.1475	+4.25	Z Dec 20	5.2825 +3.25
KCBOT	HRW Wheat	U Sep 20	4.4850	+6.00	Z Dec 20	4.5950 +5.75

USDA Livestock, Poultry & Grain Market News  
 210 Walnut Street, Room 767  
 Des Moines, Iowa 50309  
 Phone: 515-284-4460  
 Email: Desm.LPGMN@usda.gov  
[www.ams.usda.gov/LPSMarketNewsPage](http://www.ams.usda.gov/LPSMarketNewsPage)