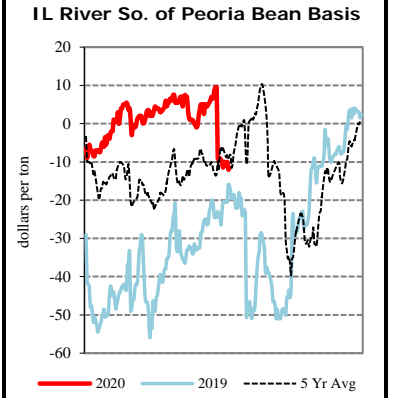
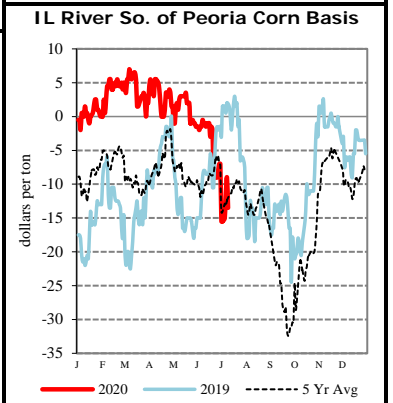


EXPORT	PRICE (\$/bu)	CHANGE (¢/bu)	BASIS (¢)		CHANGE
<u>Atlantic - JO_GR850</u>					
Soybeans	9.2150	-6.50	+25.00 Q		UNCH
SRW	5.3775	+5.75	+10.00 U		UNCH
<u>Chicago - GX_GR110</u>					
Corn	2.9775 - 3.0875	-5.50	-25.00 U to	-14.00 U	UNCH
Soybeans	8.8350 - 9.0150	-6.50 to -1.50	-13.00 Q to	+5.00 Q	UNCH to +5.00
SRW	5.1775 - 5.3275	+5.75	-10.00 U to	+5.00 U	UNCH
<u>Gulf - JO_GR112</u>					
Corn	3.7875 - 3.8575	-5.50	+56.00 U to	+63.00 U	UNCH
Soybeans	9.5950 - 9.6250	-6.50	+63.00 Q to	+66.00 Q	UNCH
SRW	5.8775	+5.75	+60.00 U		UNCH
12 HRW	N/A	N/A	N/A		N/A
<u>PNW - JO_GR110</u>					
SWW	5.75 - 5.80	UNCH	+47.25 U to	+52.25 U	-5.75
Ord HRW	5.58 - 5.63	+8.00	+115.00 U to	+120.00 U	UNCH
<u>Toledo - GX_GR111</u>					
Corn	3.1775 - 3.1875	-5.50	-5.00 U to	-4.00 U	UNCH
Soybeans	8.8800 - 8.9650	-7.00 to -6.50	-5.00 X to	Opt Q	UNCH
SRW	5.3275 - 5.3775	+5.75	+5.00 U to	+10.00 U	UNCH

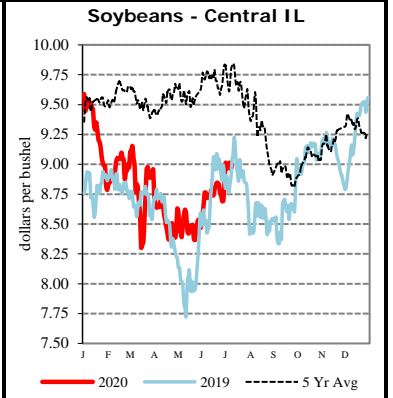
All prices are reported in dollars/bushel, except soybean and corn oil is in cents/lb. and soybean meal is in dollars/ton.



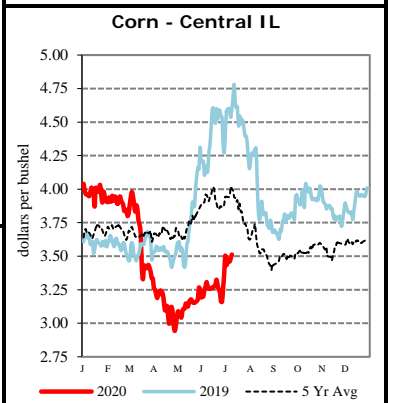
TERMINAL	PRICE (\$/bu)	CHANGE (¢/bu)	BASIS (¢)		CHANGE
<u>Kansas City - SJ_GR112</u>					
Corn	3.23 - 3.27	-5.00	Opt U to	+4.00 U	UNCH
Soybeans	8.52 - 8.88	-7.00	-41.00 X to	-5.00 X	UNCH
Ord HRW	4.58 - 4.68	+8.00	+15.00 U to	+25.00 U	UNCH
<u>Minneapolis - MS_GR110</u>					
14 DNS/NS Del Chicag	6.0050 - 6.0550	+4.00 to +9.00	+90.00 U to	+95.00 U	UNCH to +5.00
Oats	3.3100 - 3.3900	-2.00 to +0.00	+52.00 U to	+60.00 U	-3.00 to UNCH
<u>Omaha - WH_GR110</u>					
Corn	3.03 - 3.08	-5.00	-19.75 U to	-14.75 U	+0.50
Soybeans	8.62 - 8.65	-6.00	-34.50 Q to	-31.50 Q	+0.50
<u>Portland - JO_GR111</u>					
11.5 HRW	5.88 - 5.93	+8.00	+145.00 U to	+150.00 U	UNCH
14 DNS	6.06 - 6.26	+4.00	+95.00 U to	+115.00 U	UNCH



RIVER	PRICE (\$/bu)	CHANGE (¢/bu)	BASIS (¢)		CHANGE
<u>So. Iowa, Mississippi River - MS_GR114</u>					
Corn	3.2175 - 3.2575	-6.50	-1.00 U to	+3.00 U	-1.00
Soybeans	8.9450 - 8.9950	-6.50 to -8.50	-2.00 Q to	+3.00 Q	UNCH to -2.00
<u>St. Louis, Mississippi River - JC_GR110</u>					
Corn	3.5500	-6.00	+32.25 U		-0.50
Soybeans	9.2900	-7.00	+32.50 Q		-0.50
SRW	5.4200	+5.00	+14.25 U		-0.75
<u>Memphis, Mississippi River - LR_GR110</u>					
Corn	N/A	N/A	N/A		N/A
Soybeans	N/A	N/A	N/A		N/A
SRW	N/A	N/A	N/A		N/A
<u>Cincinnati, Ohio River - GX_GR114</u>					
Corn	3.3775 - 3.4775	-5.50	+15.00 U to	+25.00 U	UNCH
Soybeans	9.1950 - 9.2450	-7.50 to -6.50	+23.00 Q to	+28.00 Q	-1.00 to UNCH
SRW	5.3075 - 5.5275	+5.75	+3.00 U to	+25.00 U	UNCH
<u>Mt. Vernon, Indiana, Ohio River - GX_GR114</u>					
Corn	3.4875	-5.50	+26.00 U		UNCH
Soybeans	9.2450 - 9.2650	-6.50	+28.00 Q to	+30.00 Q	UNCH
SRW	5.4475 - 5.5275	+5.75	+17.00 U to	+25.00 U	UNCH
<u>No. Peoria, Illinois River - GX_GR112</u>					
Corn	2.7275 - 2.9775	-5.50 to -3.50	-50.00 U to	-25.00 U	UNCH to +2.00
Soybeans	8.4650 - 8.6650	-6.50	-50.00 Q to	-30.00 Q	UNCH



PROCESSOR	PRICE	CHANGE	BASIS		CHANGE
Central IL					
<u>Corn</u>	3.1275 - 3.3775	-5.50	-10.00 U to	+15.00 U	UNCH
<u>Soybeans</u>	8.8850 - 9.0450	-6.50 to -9.50	-8.00 Q to	+8.00 Q	UNCH to -3.00
Crude SB Oil	29.47 - 30.32	+0.14	-60.00 Q to	+25.00 Q	UNCH
48 SB Meal	285.60 - 286.60	-3.00	Opt Q to	+1.00 Q	UNCH
Crude Corn Oil - Rail	46.00	UNCH	N/A		N/A



FUTURES		PRICE	CHANGE	PRICE	CHANGE		
CME Group	Corn	U Sep 20	3.2275	-5.50	Z Dec 20	3.3075	-5.00
	Soybeans	Q Aug 20	8.9650	-6.50	U Sep 20	8.9100	-5.75
	Wheat (SRW)	U Sep 20	5.2775	+5.75	Z Dec 20	5.3375	+5.00
	Oats	U Sep 20	2.7900	+0.50	Z Dec 20	2.7100	+1.50
MGEX	HRS Wheat (DNS)	U Sep 20	5.1050	+4.00	Z Dec 20	5.2500	+4.00
KCBOT	HRW Wheat	U Sep 20	4.4250	+7.50	Z Dec 20	4.5375	+7.25

USDA Livestock, Poultry & Grain Market News
 210 Walnut Street, Room 767
 Des Moines, Iowa 50309
 Phone: 515-284-4460
 Email: Desm.LPGMN@usda.gov
www.ams.usda.gov/LPSMarketNewsPage