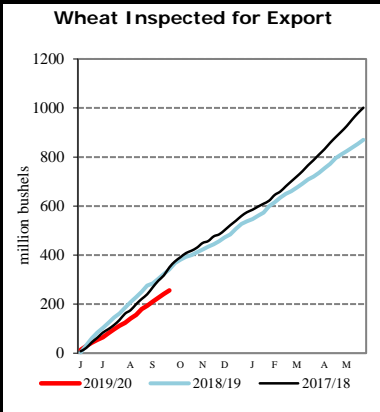
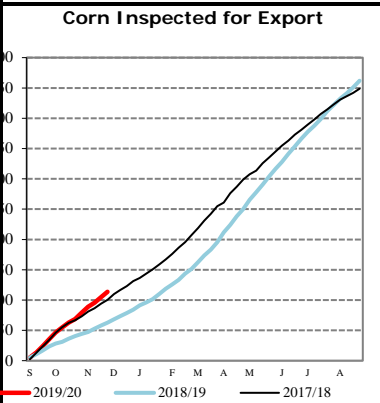


EXPORT	PRICE (\$/bu)	CHANGE (¢/bu)	BASIS (¢)	CHANGE
<u>Atlantic - JO_GR850</u>				
Soybeans	9.2375	-0.75	+25.00 X	UNCH
SRW	5.1475	+1.50	-10.00 N	UNCH
<u>Chicago - GX_GR110</u>				
Corn	2.9950 - 3.1950	-0.75	-25.00 U to -5.00 U	UNCH
Soybeans	8.9175 - 9.0375	+1.25 to -0.75	-7.00 X to +5.00 X	+2.00 to UNCH
SRW	4.9000 - 5.0500	+3.25	-10.00 U to +5.00 U	UNCH
<u>Gulf - JO_GR112</u>				
Corn	3.7850 - 3.8150	+3.25 to -0.75	+54.00 U to +57.00 U	+4.00 to UNCH
Soybeans	9.7550 - 9.8050	-3.75	+72.00 Q to +77.00 Q	UNCH
SRW	5.5000 - 5.5200	+3.25	+50.00 U to +52.00 U	UNCH
12 HRW	N/A	N/A	N/A	N/A
<u>PNW - JO_GR110</u>				
SWW	N/A	N/A	N/A	N/A
Ord HRW	5.30 - 5.40	UNCH to -5.00	+105.00 U to +115.00 U	UNCH to -5.00
<u>Toledo - GX_GR111</u>				
Corn	3.1450 - 3.1950	-0.75	-10.00 U to -5.00 U	UNCH
Soybeans	8.9175 - 8.9875	-0.75	-7.00 X to Opt X	UNCH
SRW	5.0000	+3.25	Opt U	UNCH

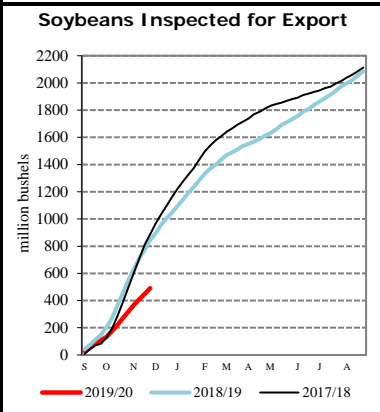
All prices are reported in dollars/bushel, except soybean and corn oil is in cents/lb. and soybean meal is in dollars/ton.



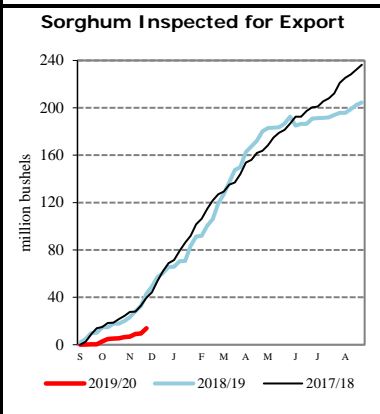
TERMINAL	PRICE (\$/bu)	CHANGE (¢/bu)	BASIS (¢)	CHANGE
<u>Kansas City - SJ_GR112</u>				
Corn	3.47	UNCH	+22.00 U	UNCH
Soybeans	8.79 - 8.94	-1.00	-20.00 X to -5.00 X	UNCH
Ord HRW	4.40 - 4.50	UNCH	+15.00 U to +25.00 U	UNCH
<u>Minneapolis - MS_GR110</u>				
14 DNS/NS Del Chicago	6.1250 - 6.1750	+0.50	+115.00 U to +120.00 U	UNCH
Oats	2.6600 - 3.1100	-2.00 to +43.00	+10.00 Z to +55.00 Z	UNCH to +45.00
<u>Omaha - WH_GR110</u>				
Corn	3.13 - 3.17	+17.00 to +16.00	-12.00 U to -8.00 U	+18.00 to +17.00
Soybeans	8.61 - 8.64	+22.00 to +25.00	-38.00 X to -35.00 X	+23.00 to +26.00
<u>Portland - JO_GR111</u>				
11.5 HRW	5.60 - 5.70	UNCH to -5.00	+135.00 U to +145.00 U	UNCH to -5.00
14 DNS	5.93 - 6.08	+1.00	+95.00 U to +110.00 U	UNCH



RIVER	PRICE (\$/bu)	CHANGE (¢/bu)	BASIS (¢)	CHANGE
<u>So. Iowa, Mississippi River - MS_GR114</u>				
Corn	3.1750 - 3.2150	-1.75 to +0.25	-7.00 U to -3.00 U	-1.00 to +1.00
Soybeans	9.0475 - 9.1375	-2.75 to +1.25	+6.00 X to +15.00 X	-2.00 to +2.00
<u>St. Louis, Mississippi River - JC_GR110</u>				
Corn	3.4650 - 3.4750	-0.75	+22.00 U to +23.00 U	UNCH
Soybeans	8.9675 - 9.4175	-0.75 to +0.25	-2.00 X to +43.00 X	UNCH to +1.00
SRW	5.1000 - 5.3500	+3.25	+10.00 U to +35.00 U	UNCH
<u>Memphis, Mississippi River - LR_GR110</u>				
Corn	3.2950 - 3.3450	-0.75 to -2.75	+5.00 U to +10.00 U	UNCH to -2.00
Soybeans	9.2075 - 9.3375	-0.75 to +4.25	+22.00 X to +35.00 X	UNCH to +5.00
SRW	5.0800 - 5.1000	+3.25	+8.00 U to +10.00 U	UNCH
<u>Toledo - On River</u>				
Corn	3.1450 - 3.1950	-0.75	-10.00 U to -5.00 U	UNCH
Soybeans	8.9175 - 8.9875	-0.75	-7.00 X to Opt X	UNCH
SRW	5.0000	+3.25	Opt U	UNCH
<u>Ohio River</u>				
Corn	3.2450 - 3.3050	-0.75	Opt U to +6.00 U	UNCH
Soybeans	9.1875 - 9.2675	-0.75	+20.00 X to +28.00 X	UNCH
SRW	4.9500 - 5.1700	+3.25 to +5.25	-5.00 U to +17.00 U	UNCH to +2.00
<u>North Illinois River</u>				
Corn	2.9950	-0.75	-25.00 U	UNCH
Soybeans	8.7075	-0.75	-28.00 X	UNCH



PROCESSOR	PRICE	CHANGE	BASIS	CHANGE
<u>Central IL</u>				
<u>Corn</u>	3.1450 - 3.3950	-0.75	-10.00 U to +15.00 U	UNCH
<u>Soybeans</u>	8.8675 - 9.1675	-0.75 to +1.25	-12.00 X to +18.00 X	UNCH to +2.00
Crude SB Oil	31.31 - 31.66	-0.17	+25.00 U to +60.00 U	UNCH
48 SB Meal	289.80 - 291.80	-0.30	-2.00 U to Opt U	UNCH
Crude Corn Oil - Rail	45.00 - 45.50	UNCH	N/A	N/A



FUTURES	PRICE	CHANGE	PRICE	CHANGE
CME Group	Corn	U Sep 20	3.2450	-0.75
	Soybeans	Q Aug 20	9.0350	-3.75
	Wheat (SRW)	U Sep 20	5.0000	+3.25
	Oats	U Sep 20	2.6425	-0.75
MGEX	HRS Wheat (DNS)	U Sep 20	4.9750	+0.50
KCBOT	HRW Wheat	U Sep 20	4.2525	+0.25

USDA Livestock, Poultry & Grain Market News
 210 Walnut Street, Room 767
 Des Moines, Iowa 50309
 Phone: 515-284-4460
 Email: Desm.LPGMN@usda.gov
www.ams.usda.gov/LPSMarketNewsPage