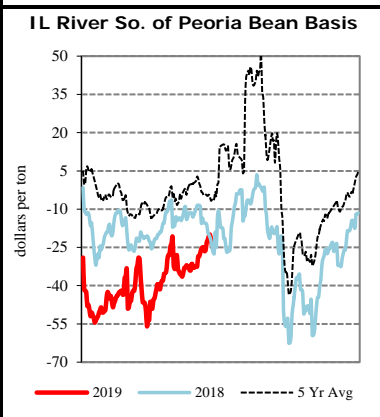
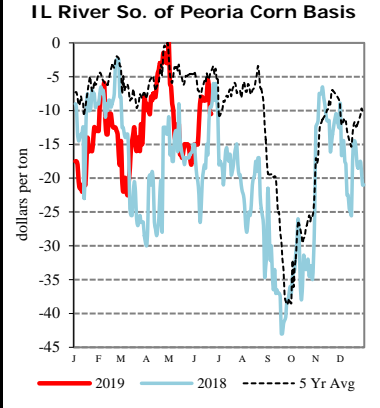


EXPORT	PRICE (\$/bu)	CHANGE (¢/bu)	BASIS (¢)		CHANGE
<u>Atlantic - JO_GR850</u>					
Soybeans	9.0675	-14.50	+25.00	X	UNCH
SRW	N/A	N/A	N/A		N/A
<u>Chicago - GX_GR110</u>					
Corn	3.2325 - 3.2825	+30.75 to +25.75	+15.00	U to +20.00	+40.00 to +35.00
Soybeans	8.6875 - 8.8675	-12.50 to -14.50	-13.00	X to +5.00	+2.00 to UNCH
SRW	4.9825 - 5.1325	-12.75	-10.00	U to +5.00	UNCH
<u>Gulf - JO_GR112</u>					
Corn	3.5825 - 3.6125	-12.25 to -13.25	+50.00	U to +53.00	-3.00 to -4.00
Soybeans	9.5575 - 9.5675	-12.75 to -13.75	+72.00	Q to +73.00	+1.00 to UNCH
SRW	5.6825 - 5.7325	-12.75	+60.00	U to +65.00	UNCH
12 HRW	N/A	N/A	N/A		N/A
<u>PNW - JO_GR110</u>					
SWW	5.50 - 5.59	-16.00	+41.75	U to +50.75	-3.25
Ord HRW	5.32 - 5.42	-4.00 to -9.00	+110.00	U to +120.00	+5.00 to UNCH
<u>Toledo - GX_GR111</u>					
Corn	2.9825 - 3.0325	-17.25 to -21.25	-10.00	U to -5.00	-8.00 to -12.00
Soybeans	8.7675 - 8.8175	-14.50	-5.00	X to Opt X	UNCH
SRW	5.0825	-12.75		Opt U	UNCH

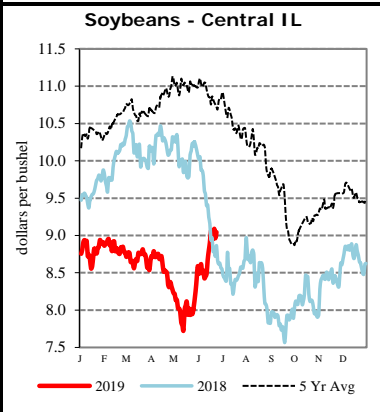
All prices are reported in dollars/bushel, except soybean and corn oil is in cents/lb. and soybean meal is in dollars/ton.



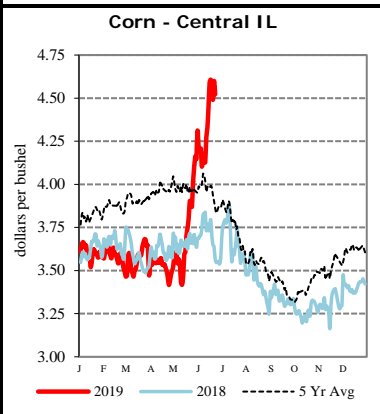
TERMINAL	PRICE (\$/bu)	CHANGE (¢/bu)	BASIS (¢)		CHANGE
<u>Kansas City - SJ_GR112</u>					
Corn	3.08	-10.00		Opt U	UNCH
Soybeans	8.44 - 8.77	-14.00	-38.00	X to -5.00	UNCH
Ord HRW	4.37 - 4.47	-9.00	+15.00	U to +25.00	UNCH
<u>Minneapolis - MS_GR110</u>					
14 DNS/NS Del Chicago	6.0175	+0.25		+100.00	+5.00
Oats	2.7600 - 3.1900	-2.00 to -3.00	+7.00	Z to +50.00	+6.00 to +5.00
<u>Omaha - WH_GR110</u>					
Corn	3.01 - 3.05	No Comp	-7.75	U to -3.75	No Comp
Soybeans	8.56	No Comp		-25.50	No Comp
<u>Portland - JO_GR111</u>					
11.5 HRW	5.62 - 5.72	-4.00 to -9.00	+140.00	U to +150.00	+5.00 to UNCH
14 DNS	5.97 - 6.12	-5.00	+95.00	U to +110.00	UNCH



RIVER	PRICE (\$/bu)	CHANGE (¢/bu)	BASIS (¢)		CHANGE
<u>So. Iowa, Mississippi River - MS_GR114</u>					
Corn	2.9325 - 2.9825	-14.25 to -11.25	-15.00	U to -10.00	-5.00 to -2.00
Soybeans	8.8475 - 8.8775	-15.75 to -12.75	+3.00	X to +4.00	UNCH to +1.00
<u>St. Louis, Mississippi River - JC_GR110</u>					
Corn	3.2300	-12.00		+14.75	-2.75
Soybeans	9.1500 - 9.1600	-14.00 to -13.00	+33.25	X to +34.25	+1.75 to +2.75
SRW	5.2300	-13.00		+14.75	-0.25
<u>Memphis, Mississippi River - LR_GR110</u>					
Corn	3.1025 - 3.1825	+49.75 to +57.75	+2.00	U to +10.00	+70.00 to +78.00
Soybeans	8.9975 - 9.1275	+34.75 to -18.50	+18.00	X to +31.00	+46.00 to -4.00
SRW	5.1625	-12.75		+8.00	UNCH
<u>Toledo -On River</u>					
Corn	2.9825 - 3.0325	-14.25 to -24.25	-10.00	U to -5.00	-5.00 to -15.00
Soybeans	8.7675 - 8.8175	-14.50	-5.00	X to Opt X	UNCH
SRW	5.0825	-12.75		Opt U	UNCH
<u>Ohio River</u>					
Corn	3.0425 - 3.1425	-11.25 to -10.25	-4.00	U to +6.00	-2.00 to -1.00
Soybeans	8.9675 - 9.0975	-14.75 to -14.50	+13.00	Q to +28.00	-1.00 to UNCH
SRW	5.0525 - 5.2525	-12.75	-3.00	U to +17.00	UNCH
<u>North Illinois River</u>					
Corn	2.8325	-9.25		-25.00	UNCH
Soybeans	8.5375	-14.50		-28.00	UNCH



PROCESSOR	PRICE	CHANGE	BASIS		CHANGE
<u>Central IL</u>					
<u>Corn</u>	2.9825 - 3.2325	-9.25	-10.00	U to +15.00	UNCH
<u>Soybeans</u>	8.6975 - 8.8975	-14.50 to -16.50	-12.00	X to +8.00	UNCH to -2.00
Crude SB Oil	30.75 - 31.30	-0.17	-30.00	U to +25.00	UNCH
48 SB Meal	284.80 - 285.80	-2.50 to -3.50	-1.00	U to Opt U	+1.00 to UNCH
Crude Corn Oil - Rail	N/A	N/A	N/A		N/A



FUTURES		PRICE	CHANGE	PRICE	CHANGE		
CME Group	Corn	U Sep 20	3.0825	-9.25	Z Dec 20	3.2025	-8.25
	Soybeans	Q Aug 20	8.8375	-13.75	U Sep 20	8.7975	-13.25
	Wheat (SRW)	U Sep 20	5.0825	-12.75	Z Dec 20	5.1650	-12.75
	Oats	U Sep 20	2.7300	-3.75	Z Dec 20	2.6900	-3.75
MGEX	HRS Wheat (DNS)	U Sep 20	5.0175	-4.75	Z Dec 20	5.1600	-4.25
KCBOT	HRW Wheat	U Sep 20	4.2225	-8.50	Z Dec 20	4.3300	-8.50

USDA Livestock, Poultry & Grain Market News
 210 Walnut Street, Room 767
 Des Moines, Iowa 50309
 Phone: 515-284-4460
 Email: Desm.LPGMN@usda.gov
www.ams.usda.gov/LPSMarketNewsPage