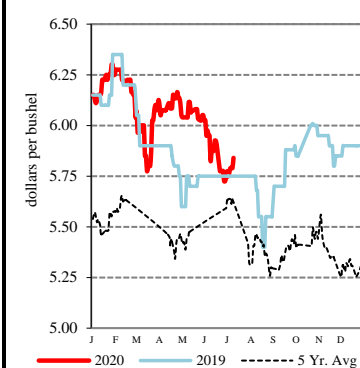


EXPORT	PRICE (\$/bu)	CHANGE (¢/bu)	BASIS (¢)		CHANGE
<u>Atlantic - JO_GR850</u>					
Soybeans	9.2800	+5.00	+25.00 Q		UNCH
SRW	5.3200	-12.75	+10.00 U		UNCH
<u>Chicago - GX_GR110</u>					
Corn	3.0325 - 3.1425	-4.75	-25.00 U to	-14.00 U	UNCH
Soybeans	8.9000 - 9.0300	+5.00	-13.00 Q to	Opt Q	UNCH
SRW	5.1200 - 5.2700	-12.75	-10.00 U to	+5.00 U	UNCH
<u>Gulf - JO_GR112</u>					
Corn	3.8425 - 3.9125	-4.75	+56.00 U to	+63.00 U	UNCH
Soybeans	9.6600 - 9.6900	+5.00	+63.00 Q to	+66.00 Q	UNCH
SRW	5.8200	-12.75	+60.00 U		UNCH
12 HRW	N/A	N/A	N/A		N/A
<u>PNW - JO_GR110</u>					
SWW	5.75 - 5.80	-5.00	+53.00 U to	+58.00 U	+7.75
Ord HRW	5.50 - 5.55	-14.00	+115.00 U to	+120.00 U	UNCH
<u>Toledo - GX_GR111</u>					
Corn	3.2325 - 3.2425	-4.75	-5.00 U to	-4.00 U	UNCH
Soybeans	8.9500 - 9.0300	+2.00 to +5.00	-5.00 X to	Opt Q	No Comp
SRW	5.2700 - 5.3200	-12.75	+5.00 U to	+10.00 U	UNCH

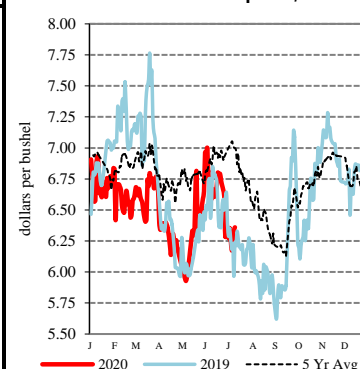
All prices are reported in dollars/bushel, except soybean and corn oil is in cents/lb. and soybean meal is in dollars/ton.

SWW - Portland, OR



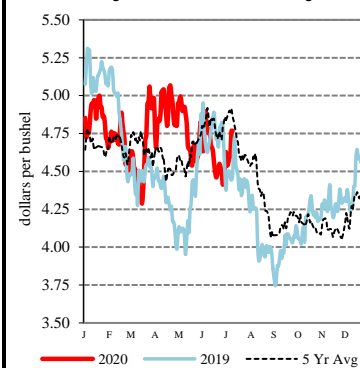
TERMINAL	PRICE (\$/bu)	CHANGE (¢/bu)	BASIS (¢)		CHANGE
<u>Kansas City - SJ_GR112</u>					
Corn	3.28 - 3.32	-5.00	Opt U to	+4.00 U	UNCH
Soybeans	8.59 - 8.95	+3.00 to +2.00	-41.00 X to	-5.00 X	-2.00 to UNCH
Ord HRW	4.50 - 4.60	-14.00	+15.00 U to	+25.00 U	UNCH
<u>Minneapolis - MS_GR110</u>					
14 DNS/NS Del Chicago	5.9650	-6.25	+90.00 U		UNCH
Oats	3.3350 - 3.3850	-5.00 to -1.00	+55.00 U to	+60.00 U	-4.00 to UNCH
<u>Omaha - WH_GR110</u>					
Corn	3.08 - 3.13	-5.00	-20.25 U to	-15.25 U	-0.25
Soybeans	8.68 - 8.71	+5.00	-35.00 Q to	-32.00 Q	UNCH
<u>Portland - JO_GR111</u>					
11.5 HRW	5.80 - 5.85	-14.00	+145.00 U to	+150.00 U	UNCH
14 DNS	6.02 - 6.22	-6.00	+95.00 U to	+115.00 U	UNCH

14% DNS - Minneapolis, MN



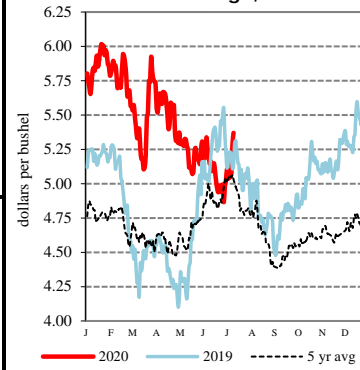
RIVER	PRICE (\$/bu)	CHANGE (¢/bu)	BASIS (¢)		CHANGE
<u>So. Iowa, Mississippi River - MS_GR114</u>					
Corn	3.2825 - 3.3225	-4.75	Opt U to	+4.00 U	UNCH
Soybeans	9.0100 - 9.0800	+5.00	-2.00 Q to	+5.00 Q	UNCH
<u>St. Louis, Mississippi River - JC_GR110</u>					
Corn	3.6100	-2.00 to -4.00	+32.75 U		+2.75 to +0.75
Soybeans	9.3600	+5.00	+33.00 Q		UNCH
SRW	5.3700	-12.00	+15.00 U		+0.75
<u>Memphis, Mississippi River - LR_GR110</u>					
Corn	3.4225	-4.75	+14.00 U		UNCH
Soybeans	9.3100 - 9.3300	+5.00	+28.00 Q to	+30.00 Q	UNCH
SRW	N/A	N/A	N/A		N/A
<u>Cincinnati, Ohio River - GX_GR114</u>					
Corn	3.4325 - 3.5325	-4.75 to -3.75	+15.00 U to	+25.00 U	UNCH to +1.00
Soybeans	9.2700 - 9.3100	+6.00 to +5.00	+24.00 Q to	+28.00 Q	+1.00 to UNCH
SRW	5.2500 - 5.4700	-12.75	+3.00 U to	+25.00 U	UNCH
<u>Mt. Vernon, Indiana, Ohio River - GX_GR114</u>					
Corn	3.5425	-4.75	+26.00 U		UNCH
Soybeans	9.3100 - 9.3300	+5.00	+28.00 Q to	+30.00 Q	UNCH
SRW	5.3900 - 5.4700	-12.75	+17.00 U to	+25.00 U	UNCH
<u>No. Peoria, Illinois River - GX_GR112</u>					
Corn	2.7825 - 3.0125	-4.75	-50.00 U to	-27.00 U	UNCH
Soybeans	8.5300 - 8.7300	+5.00	-50.00 Q to	-30.00 Q	UNCH

Ordinary HRW - Kansas City, KS



PROCESSOR	PRICE	CHANGE	BASIS		CHANGE
<u>Central IL</u>					
<u>Corn</u>	3.1825 - 3.4325	-4.75	-10.00 U to	+15.00 U	UNCH
<u>Soybeans</u>	8.9500 - 9.1400	+5.00 to +7.00	-8.00 Q to	+11.00 Q	UNCH to +2.00
Crude SB Oil	29.33 - 30.18	+0.01	-60.00 Q to	+25.00 Q	UNCH
48 SB Meal	288.60 - 289.60	+2.10	Opt Q to	+1.00 Q	UNCH
Crude Corn Oil - Rail	46.00	UNCH	N/A		N/A

SRW - Chicago, IL



FUTURES		PRICE	CHANGE		PRICE	CHANGE
CME Group	Corn	U Sep 20	3.2825	-4.75	Z Dec 20	3.3575 -4.00
	Soybeans	Q Aug 20	9.0300	+5.00	U Sep 20	8.9675 +4.50
	Wheat (SRW)	U Sep 20	5.2200	-12.75	Z Dec 20	5.2875 -11.75
	Oats	U Sep 20	2.7850	-1.50	Z Dec 20	2.6950 -1.25
MGEX	HRS Wheat (DNS)	U Sep 20	5.0650	-6.25	Z Dec 20	5.2100 -6.00
KCBOT	HRW Wheat	U Sep 20	4.3500	-13.75	Z Dec 20	4.4650 -13.50

USDA Livestock, Poultry & Grain Market News
 210 Walnut Street, Room 767
 Des Moines, Iowa 50309
 Phone: 515-284-4460
 Email: Desm.LPGMN@usda.gov
www.ams.usda.gov/LPSMarketNewsPage