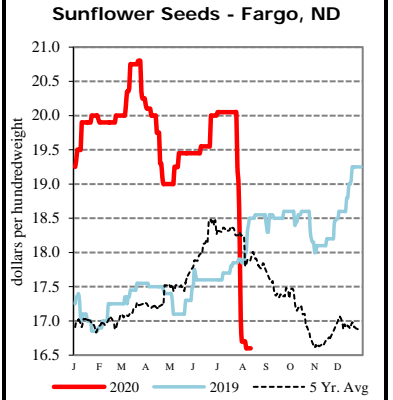
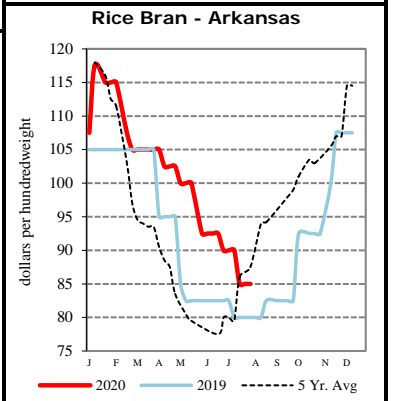


EXPORT	PRICE (\$/bu)	CHANGE (¢/bu)	BASIS (¢)	CHANGE
<u>Atlantic - JO_GR850</u>				
Soybeans	9.2450	+16.50	+25.00 X	UNCH
SRW	5.1325	+6.25	-10.00 N	UNCH
<u>Chicago - GX_GR110</u>				
Corn	3.0025 - 3.2025	+10.75	-25.00 U to -5.00 U	UNCH
Soybeans	8.9050 - 9.0450	+15.50 to +16.50	-9.00 X to +5.00 X	-1.00 to UNCH
SRW	4.8675 - 5.0175	+5.50	-10.00 U to +5.00 U	UNCH
<u>Gulf - JO_GR112</u>				
Corn	3.7525 - 3.8225	+13.75 to +16.75	+50.00 U to +57.00 U	+3.00 to +6.00
Soybeans	9.7925 - 9.8425	+16.75 to +17.75	+72.00 Q to +77.00 Q	UNCH to +1.00
SRW	5.4675 - 5.4875	+5.50 to +2.50	+50.00 U to +52.00 U	UNCH to -3.00
12 HRW	N/A	N/A	N/A	N/A
<u>PNW - JO_GR110</u>				
SWW	N/A	N/A	N/A	N/A
Ord HRW	5.30 - 5.45	+7.00	+105.00 U to +120.00 U	UNCH
<u>Toledo - GX_GR111</u>				
Corn	3.1525 - 3.2025	+10.75	-10.00 U to -5.00 U	UNCH
Soybeans	8.9250 - 8.9950	+16.50	-7.00 X to Opt X	UNCH
SRW	4.9675	+5.50	Opt U	UNCH

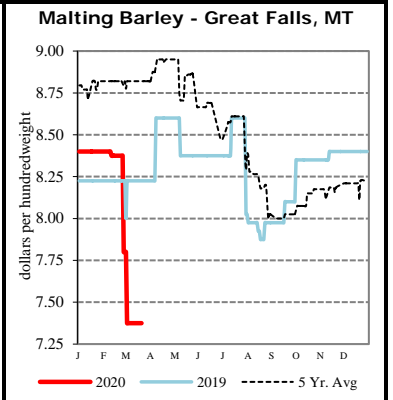
All prices are reported in dollars/bushel, except soybean and corn oil is in cents/lb. and soybean meal is in dollars/ton.



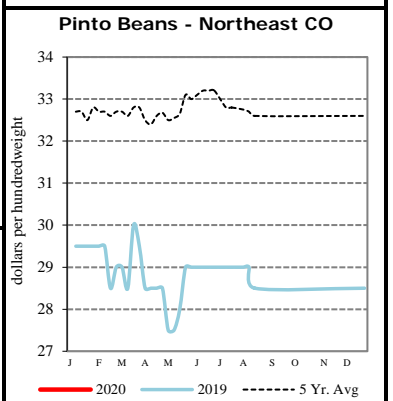
TERMINAL	PRICE (\$/bu)	CHANGE (¢/bu)	BASIS (¢)	CHANGE
<u>Kansas City - SJ_GR112</u>				
Corn	3.47	+10.00	+22.00 U	UNCH
Soybeans	8.80 - 8.95	+17.00	-20.00 X to -5.00 X	UNCH
Ord HRW	4.40 - 4.50	+7.00	+15.00 U to +25.00 U	UNCH
<u>Minneapolis - MS_GR110</u>				
14 DNS/NS Del Chicago	6.1200 - 6.1700	+54.75 to +59.75	+115.00 U to +120.00 U	+50.00 to +55.00
Oats	2.6800	+1.00 to -44.00	+10.00 Z	UNCH to -45.00
<u>Omaha - WH_GR110</u>				
Corn	2.95 - 3.00	-2.00 to -6.00	-30.00 U to -25.00 U	-13.00 to -17.00
Soybeans	8.39	-6.00	-61.00 X	-23.00
<u>Portland - JO_GR111</u>				
11.5 HRW	5.60 - 5.75	+7.00	+135.00 U to +150.00 U	UNCH
14 DNS	5.92 - 6.07	+5.00	+95.00 U to +110.00 U	UNCH



RIVER	PRICE (\$/bu)	CHANGE (¢/bu)	BASIS (¢)	CHANGE
<u>So. Iowa, Mississippi River - MS_GR114</u>				
Corn	3.1925 - 3.2125	+13.75 to +10.75	-6.00 U to -4.00 U	+3.00 to UNCH
Soybeans	9.0750 - 9.1250	+19.50 to +18.50	+8.00 X to +13.00 X	+3.00 to +2.00
<u>St. Louis, Mississippi River - JC_GR110</u>				
Corn	3.4725 - 3.4825	+12.75 to +13.75	+22.00 U to +23.00 U	+2.00 to +3.00
Soybeans	8.9750 - 9.4150	+16.50 to +18.50	-2.00 X to +42.00 X	UNCH to +2.00
SRW	5.0675 - 5.3175	+5.50	+10.00 U to +35.00 U	UNCH
<u>Memphis, Mississippi River - LR_GR110</u>				
Corn	3.3025 - 3.3725	+10.75 to +12.75	+5.00 U to +12.00 U	UNCH to +2.00
Soybeans	9.2150 - 9.2950	+20.50 to +16.50	+22.00 X to +30.00 X	+4.00 to UNCH
SRW	5.0475 - 5.0675	+5.50	+8.00 U to +10.00 U	UNCH
<u>Toledo -On River</u>				
Corn	3.1525 - 3.2025	+10.75	-10.00 U to -5.00 U	UNCH
Soybeans	8.9250 - 8.9950	+16.50	-7.00 X to Opt X	UNCH
SRW	4.9675	+5.50	Opt U	UNCH
<u>Ohio River</u>				
Corn	3.2525 - 3.3125	+10.75 to +11.75	Opt U to +6.00 U	UNCH to +1.00
Soybeans	9.1950 - 9.2750	+18.50 to +16.50	+20.00 X to +28.00 X	+2.00 to UNCH
SRW	4.9175 - 5.1175	+5.50	-5.00 U to +15.00 U	UNCH
<u>North Illinois River</u>				
Corn	3.0025	+10.75	-25.00 U	UNCH
Soybeans	8.7150	+16.50	-28.00 X	UNCH



PROCESSOR	PRICE	CHANGE	BASIS	CHANGE
<u>Central IL</u>				
<u>Corn</u>	3.1525 - 3.4025	+10.75	-10.00 U to +15.00 U	UNCH
<u>Soybeans</u>	8.8750 - 9.1550	+16.50 to +15.50	-12.00 X to +16.00 X	UNCH to -1.00
Crude SB Oil	31.48 - 31.83	No Comp	+25.00 U to +60.00 U	No Comp
48 SB Meal	290.10 - 292.10	No Comp	-2.00 U to Opt U	No Comp
Crude Corn Oil - Rail	45.00 - 45.50	UNCH	N/A	N/A



FUTURES	PRICE	CHANGE	PRICE	CHANGE
CME Group	Corn	U Sep 20	3.2525	+10.75
	Soybeans	Q Aug 20	9.0725	+16.75
	Wheat (SRW)	U Sep 20	4.9675	+5.50
	Oats	U Sep 20	2.6500	UNCH
MGEX	HRS Wheat (DNS)	U Sep 20	4.9700	+4.75
KCBOT	HRW Wheat	U Sep 20	4.2500	+7.25

USDA Livestock, Poultry & Grain Market News  
 210 Walnut Street, Room 767  
 Des Moines, Iowa 50309  
 Phone: 515-284-4460  
 Email: Desm.LPGMN@usda.gov  
[www.ams.usda.gov/LPSMarketNewsPage](http://www.ams.usda.gov/LPSMarketNewsPage)