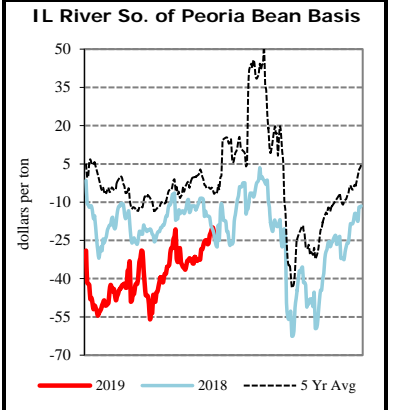
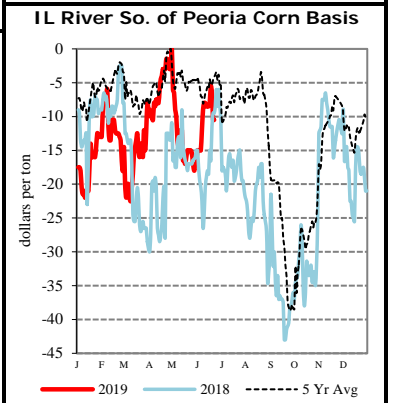


EXPORT	PRICE (\$/bu)	CHANGE (¢/bu)	BASIS (¢)		CHANGE
<u>Atlantic - JO_GR850</u>					
Soybeans	8.9850	+0.25	+25.00	X	UNCH
SRW	5.1000	+3.00	-10.00	N	UNCH
<u>Chicago - GX_GR110</u>					
Corn	2.8650 - 3.0650	-39.00 to -19.00	-25.00 U to	-5.00 U	-40.00 to -20.00
Soybeans	8.6450 - 8.7850	+3.25 to +0.25	-9.00 X to	+5.00 X	+3.00 to UNCH
SRW	4.8500 - 5.0000	+4.00	-10.00 U to	+5.00 U	UNCH
<u>Gulf - JO_GR112</u>					
Corn	3.5950 - 3.6250	+1.00 to +4.00	+48.00 U to	+51.00 U	UNCH to +3.00
Soybeans	9.5000 - 9.5300	+1.50 to +3.50	+72.00 Q to	+75.00 Q	UNCH to +2.00
SRW	5.5000	+4.00		+55.00 U	UNCH
12 HRW	N/A	N/A		N/A	N/A
<u>PNW - JO_GR110</u>					
SWW	N/A	N/A		N/A	N/A
Ord HRW	5.22 - 5.37	-2.00 to +3.00	+105.00 U to	+120.00 U	-5.00 to UNCH
<u>Toledo - GX_GR111</u>					
Corn	3.0150 - 3.0650	+1.00	-10.00 U to	-5.00 U	UNCH
Soybeans	8.6650 - 8.7350	-1.75 to +0.25	-7.00 X to	Opt X	-2.00 to UNCH
SRW	4.9500	+4.00		Opt U	UNCH

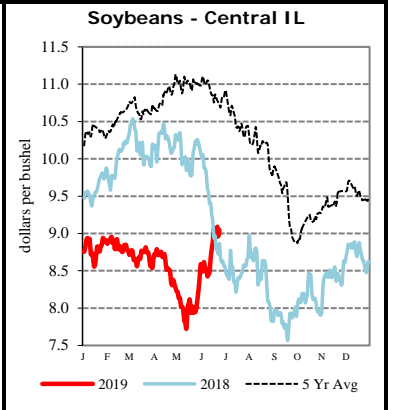
All prices are reported in dollars/bushel, except soybean and corn oil is in cents/lb. and soybean meal is in dollars/ton.



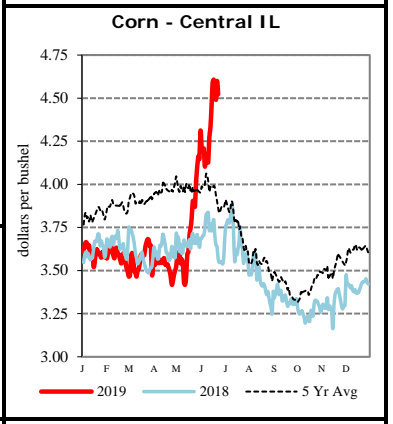
TERMINAL	PRICE (\$/bu)	CHANGE (¢/bu)	BASIS (¢)		CHANGE
<u>Kansas City - SJ_GR112</u>					
Corn	3.34	+1.00	+22.00	U	UNCH
Soybeans	8.59 - 8.69	+1.00	-15.00 X to	-5.00 X	UNCH
Ord HRW	4.32 - 4.42	+3.00	+15.00 U to	+25.00 U	UNCH
<u>Minneapolis - MS_GR110</u>					
14 DNS/NS Del Chicag	5.6775 - 5.8275	-48.00 to -33.00	+75.00 U to	+90.00 U	-50.00 to -35.00
Oats	2.7600 - 3.0500	+2.00 to -4.00	+21.00 Z to	+50.00 Z	+6.00 to UNCH
<u>Omaha - WH_GR110</u>					
Corn	2.95 - 3.04	+1.00 to +3.00	-17.00 U to	-8.00 U	UNCH to +2.00
Soybeans	8.34	+0.00		-40.00 X	UNCH
<u>Portland - JO_GR111</u>					
11.5 HRW	5.52 - 5.67	-2.00 to +3.00	+135.00 U to	+150.00 U	-5.00 to UNCH
14 DNS	5.88 - 6.03	+2.00	+95.00 U to	+110.00 U	UNCH



RIVER	PRICE (\$/bu)	CHANGE (¢/bu)	BASIS (¢)		CHANGE
<u>So. Iowa, Mississippi River - MS_GR114</u>					
Corn	3.0250 - 3.0650	+4.00 to +6.00	-9.00 U to	-5.00 U	+3.00 to +5.00
Soybeans	8.7850 - 8.8450	+1.25 to +3.25	+5.00 X to	+11.00 X	+1.00 to +3.00
<u>St. Louis, Mississippi River - JC_GR110</u>					
Corn	3.2750 - 3.2850	+3.00 to +4.00	+16.00 U to	+17.00 U	+2.00 to +3.00
Soybeans	8.7150 - 9.1150	+0.25 to +4.25	-2.00 X to	+38.00 X	UNCH to +4.00
SRW	5.0500 - 5.3000	-1.00 to +4.00	+10.00 U to	+35.00 U	-5.00 to UNCH
<u>Memphis, Mississippi River - LR_GR110</u>					
Corn	3.1650 - 3.2150	+4.00 to +2.00	+5.00 U to	+10.00 U	+3.00 to +1.00
Soybeans	8.9150 - 9.0350	+0.25	+18.00 X to	+30.00 X	UNCH
SRW	5.0300 - 5.0500	+4.00	+8.00 U to	+10.00 U	UNCH
<u>Toledo - On River</u>					
Corn	3.0150 - 3.0650	+1.00	-10.00 U to	-5.00 U	UNCH
Soybeans	8.6650 - 8.7350	-1.75 to +0.25	-7.00 X to	Opt X	-2.00 to UNCH
SRW	4.9500	+4.00		Opt U	UNCH
<u>Ohio River</u>					
Corn	3.1050 - 3.1550	+4.00 to +5.00	-1.00 U to	+4.00 U	+3.00 to +4.00
Soybeans	8.9050 - 9.0150	+0.25	+17.00 X to	+28.00 X	UNCH
SRW	4.9000 - 5.1000	+4.00	-5.00 U to	+15.00 U	UNCH
<u>North Illinois River</u>					
Corn	2.8650	+1.00		-25.00 U	UNCH
Soybeans	8.4550	+0.25		-28.00 X	UNCH



PROCESSOR	PRICE	CHANGE	BASIS		CHANGE
<u>Central IL</u>					
<u>Corn</u>	3.0150 - 3.2650	+1.00	-10.00 U to	+15.00 U	UNCH
<u>Soybeans</u>	8.6150 - 8.8550	+0.25	-12.00 X to	+12.00 X	UNCH
Crude SB Oil	30.87 - 31.22	-0.11	+25.00 U to	+60.00 U	UNCH
48 SB Meal	282.10 - 284.10	-0.30	-2.00 U to	Opt U	UNCH
Crude Corn Oil - Rail	45.00 - 45.50	UNCH		N/A	N/A



FUTURES	PRICE	CHANGE	PRICE	CHANGE
CME Group	Corn	U Sep 20	3.1150	+1.00 Z Dec 20
	Soybeans	Q Aug 20	8.7800	+1.50 U Sep 20
	Wheat (SRW)	U Sep 20	4.9500	+4.00 Z Dec 20
	Oats	U Sep 20	2.6375	-6.50 Z Dec 20
MGEX	HRS Wheat (DNS)	U Sep 20	4.9275	+2.00 Z Dec 20
KCBOT	HRW Wheat	U Sep 20	4.1675	+2.75 Z Dec 20

USDA Livestock, Poultry & Grain Market News
 210 Walnut Street, Room 767
 Des Moines, Iowa 50309
 Phone: 515-284-4460
 Email: Desm.LPGMN@usda.gov
www.ams.usda.gov/LPSMarketNewsPage