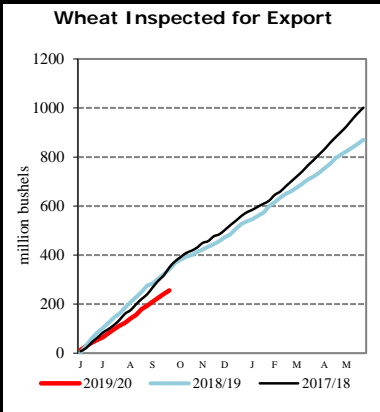
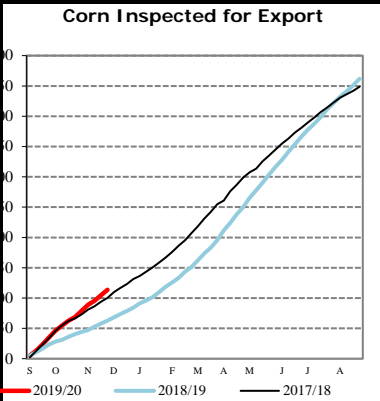


EXPORT	PRICE (\$/bu)	CHANGE (¢/bu)	BASIS (¢)		CHANGE
<u>Atlantic - JO_GR850</u>					
Soybeans	9.2250	+5.75	+25.00 Q		UNCH
SRW	N/A	N/A	N/A		N/A
<u>Chicago - GX_GR110</u>					
Corn	2.9100 - 3.0200	+0.25	-25.00 U to	-14.00 U	UNCH
Soybeans	8.8750 - 8.9750	+4.25	-5.00 X to	+5.00 X	UNCH
SRW	5.2125 - 5.3625	+1.75	-10.00 U to	+5.00 U	UNCH
<u>Gulf - JO_GR112</u>					
Corn	3.6700 - 3.7100	+0.25 to -0.75	+51.00 U to	+55.00 U	UNCH to -1.00
Soybeans	9.6550 - 9.6950	+5.75	+68.00 Q to	+72.00 Q	UNCH
SRW	5.8825 - 5.9625	+1.75	+57.00 U to	+65.00 U	UNCH
12 HRW	N/A	N/A	N/A		N/A
<u>PNW - JO_GR110</u>					
SWW	N/A	N/A	N/A		N/A
Ord HRW	5.48 - 5.63	+3.00	+105.00 U to	+120.00 U	UNCH
<u>Toledo - GX_GR111</u>					
Corn	3.1100	+0.25 to -0.75	-5.00 U		UNCH to -1.00
Soybeans	8.8750 - 8.9750	+4.25 to +5.75	-5.00 X to	Opt Q	UNCH
SRW	5.3125 - 5.3625	-3.25	Opt U to	+5.00 U	-5.00

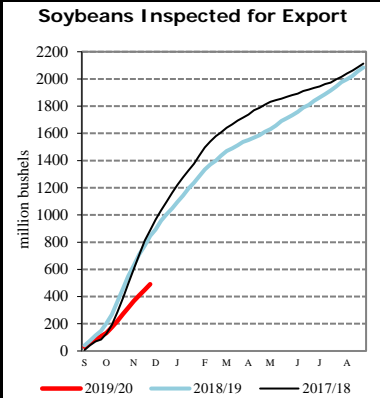
All prices are reported in dollars/bushel, except soybean and corn oil is in cents/lb. and soybean meal is in dollars/ton.



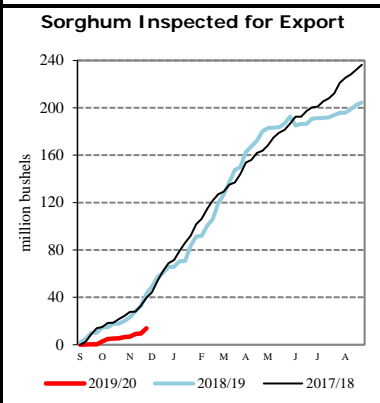
TERMINAL	PRICE (\$/bu)	CHANGE (¢/bu)	BASIS (¢)		CHANGE
<u>Kansas City - SJ_GR112</u>					
Corn	3.16	UNCH to -2.00	Opt U		UNCH to -2.00
Soybeans	8.55 - 8.88	+5.00	-38.00 X to	-5.00 X	UNCH
Ord HRW	4.58 - 4.68	+3.00	+15.00 U to	+25.00 U	UNCH
<u>Minneapolis - MS_GR110</u>					
14 DNS/NS Del Chicago	6.0400	-19.00	+90.00 U		-20.00
Oats	2.8125 - 3.2125	-7.00 to -2.00	+5.00 U to	+45.00 U	-5.00 to UNCH
<u>Omaha - WH_GR110</u>					
Corn	2.99 - 3.01	+3.00 to UNCH	-17.00 U to	-15.00 U	+2.75 to -0.25
Soybeans	8.53	+5.00	-44.50 Q		-4.25
<u>Portland - JO_GR111</u>					
11.5 HRW	5.78 - 5.93	+3.00	+135.00 U to	+150.00 U	UNCH
14 DNS	6.09 - 6.19	+1.00	+95.00 U to	+105.00 U	UNCH



RIVER	PRICE (\$/bu)	CHANGE (¢/bu)	BASIS (¢)		CHANGE
<u>So. Iowa, Mississippi River - MS_GR114</u>					
Corn	3.0700 - 3.0800	-0.75 to -6.75	-9.00 U to	-8.00 U	-1.00 to -7.00
Soybeans	8.9450 - 9.0050	+5.75 to +7.75	-3.00 Q to	+3.00 Q	UNCH to +2.00
<u>St. Louis, Mississippi River - JC_GR110</u>					
Corn	3.3300	UNCH	+17.00 U		-0.25
Soybeans	9.2300	UNCH	+25.50 Q		-5.75
SRW	5.4600 - 5.5100	+1.00	+14.75 U to	+19.75 U	-0.75
<u>Memphis, Mississippi River - LR_GR110</u>					
Corn	3.2900 - 3.3600	+0.25	+13.00 U to	+20.00 U	UNCH
Soybeans	9.2750	+5.75 to +4.25	+30.00 Q to	+35.00 X	UNCH
SRW	5.5125	+1.75	+20.00 U		UNCH
<u>Toledo -On River</u>					
Corn	3.1100	+0.25 to -0.75	-5.00 U		UNCH to -1.00
Soybeans	8.8750 - 8.9750	+4.25 to +5.75	-5.00 X to	Opt Q	UNCH
SRW	5.3125 - 5.3625	-3.25	Opt U to	+5.00 U	-5.00
<u>Ohio River</u>					
Corn	3.1200 - 3.2300	+0.25	-4.00 U to	+7.00 U	UNCH
Soybeans	9.0950 - 9.2550	+7.75 to +5.75	+12.00 Q to	+28.00 Q	+2.00 to UNCH
SRW	5.3025 - 5.4825	+4.75 to +1.75	-1.00 U to	+17.00 U	+3.00 to UNCH
<u>North Illinois River</u>					
Corn	2.6600 - 2.9100	+0.25	-50.00 U to	-25.00 U	UNCH
Soybeans	8.4750 - 8.6750	+5.75	-50.00 Q to	-30.00 Q	UNCH



PROCESSOR	PRICE	CHANGE	BASIS		CHANGE
<u>Central IL</u>					
<u>Corn</u>	3.0600 - 3.3100	+0.25	-10.00 U to	+15.00 U	UNCH
<u>Soybeans</u>	8.8050 - 9.0250	+4.25 to -0.75	-12.00 X to	+10.00 X	UNCH to -5.00
Crude SB Oil	30.17 - 30.72	+0.58	-30.00 U to	+25.00 U	UNCH
48 SB Meal	290.20 - 291.20	-1.30	-1.00 U to	Opt U	UNCH
Crude Corn Oil - Rail	44.00	-1.00 to -2.50	N/A		N/A



FUTURES		PRICE	CHANGE	PRICE	CHANGE		
CME Group	Corn	U Sep 20	3.1600	+0.25	Z Dec 20	3.2700	+0.25
	Soybeans	Q Aug 20	8.9750	+5.75	U Sep 20	8.9025	+3.50
	Wheat (SRW)	U Sep 20	5.3125	+1.75	Z Dec 20	5.3875	+2.75
	Oats	U Sep 20	2.7625	-1.75	Z Dec 20	2.7150	UNCH
MGEX	HRS Wheat (DNS)	U Sep 20	5.1400	+1.00	Z Dec 20	5.2775	+1.50
KCBOT	HRW Wheat	U Sep 20	4.4250	+2.50	Z Dec 20	4.5300	+2.50

USDA Livestock, Poultry & Grain Market News  
 210 Walnut Street, Room 767  
 Des Moines, Iowa 50309  
 Phone: 515-284-4460  
 Email: Desm.LPGMN@usda.gov  
[www.ams.usda.gov/LPSMarketNewsPage](http://www.ams.usda.gov/LPSMarketNewsPage)