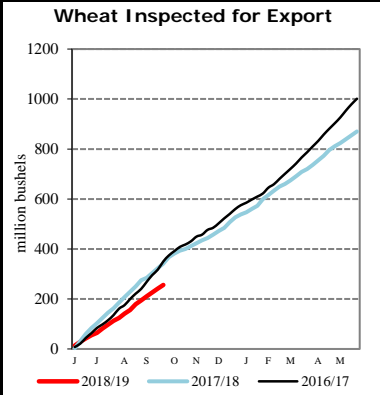
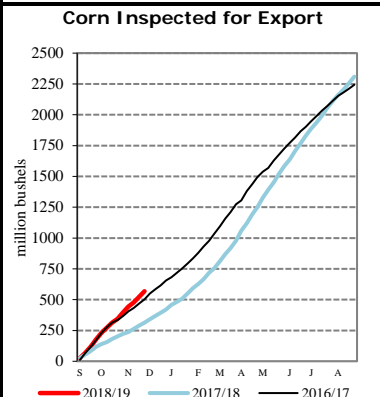


EXPORT	PRICE (\$/bu)	CHANGE (¢/bu)	BASIS (¢)		CHANGE
<u>Atlantic - JO_GR850</u>					
Soybeans	9.1150	+21.25	-10.00	H	UNCH
SRW	NQ	NQ	NQ		NQ
<u>Chicago - GX_GR110</u>					
Corn	3.4800 - 3.6300	+3.25	-35.00	H to -20.00	H UNCH
Soybeans	8.5950 - 8.7950	+8.75	-62.00	H to -42.00	H UNCH
SRW	5.1700 - 5.3200	+3.25	Opt	H to +15.00	H UNCH
<u>Gulf - JO_GR112</u>					
Corn	4.2100 - 4.3000	+3.25	+38.00	H to +47.00	H UNCH
Soybeans	9.4150 - 9.4650	+8.75	+20.00	H to +25.00	H UNCH
SRW	5.9700 - 6.0000	+3.25	+80.00	H to +83.00	H UNCH
12 HRW	5.6600 - 5.8100	+2.50	+60.00	H to +75.00	H UNCH
<u>PNW - JO_GR110</u>					
SWW	6.15 - 6.35	UNCH	+98.00	H to +118.00	H -3.25
Ord HRW	6.33 - 6.51	+2.00	+127.00	H to +145.00	H UNCH
<u>Toledo - GX_GR111</u>					
Corn	3.7100	+3.25	-12.00	H	UNCH
Soybeans	8.7650	+8.75	-45.00	H	UNCH
SRW	5.1200	+3.25	-5.00	H	UNCH

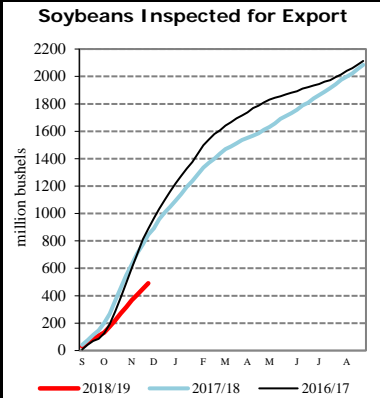
All prices are reported in dollars/bushel, except soybean and corn oil is in cents/lb. and soybean meal is in dollars/ton.



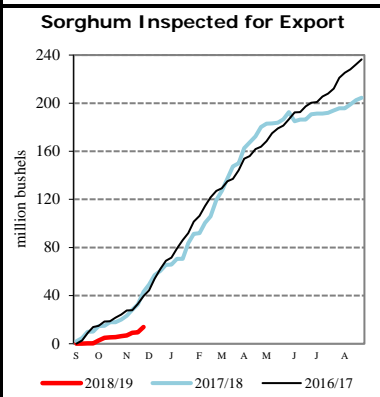
TERMINAL	PRICE (\$/bu)	CHANGE (¢/bu)	BASIS (¢)		CHANGE
<u>Kansas City - SJ_GR112</u>					
Corn	3.79	+3.00	-4.00	H	UNCH
Soybeans	8.77	+9.00	-45.00	H	UNCH
Ord HRW	5.31	+12.00	+25.00	H	+10.00
<u>Minneapolis - MS_GR110</u>					
14 DNS/NS Del Chicag	6.6525 - 6.9525	+5.00 to +30.00	+95.00	H to +125.00	H UNCH to +25.00
Oats	3.0000 - 3.5000	-1.00 to +1.00	+20.00	H to +70.00	H -2.00 to UNCH
<u>Omaha - WH_GR110</u>					
Corn	3.66	+4.00 to +3.00	-17.00	H	+0.75 to -0.25
Soybeans	8.37 - 8.54	+9.00	-84.50	H to -67.50	H +0.25
<u>Portland - JO_GR111</u>					
11.5 HRW	6.56 - 6.66	+2.00	+150.00	H to +160.00	H UNCH
14 DNS	6.65 - 6.75	+5.00	+95.00	H to +105.00	H UNCH



RIVER	PRICE (\$/bu)	CHANGE (¢/bu)	BASIS (¢)		CHANGE
<u>So. Iowa, Mississippi River - MS_GR114</u>					
Corn	3.5300 - 3.6000	+3.25 to +6.25	-30.00	H to -23.00	H UNCH to +3.00
Soybeans	8.5250 - 8.5650	+13.75 to +8.75	-69.00	H to -65.00	H +5.00 to UNCH
<u>St. Louis, Mississippi River - JC_GR110</u>					
Corn	3.8500	+3.00	+2.00	H	-0.25
Soybeans	9.0200 - 9.0300	+12.00 to +10.00	-19.50	H to -18.50	H +3.25 to +1.25
SRW	5.4700 - 5.5200	+4.00	+30.00	H to +35.00	H +0.75
<u>Memphis, Mississippi River - LR_GR110</u>					
Corn	N/A	N/A	N/A		N/A
Soybeans	N/A	N/A	N/A		N/A
SRW	N/A	N/A	N/A		N/A
<u>Cincinnati, Ohio River - GX_GR114</u>					
Corn	3.6600 - 3.6900	+3.25 to +0.25	-17.00	H to -14.00	H UNCH to -3.00
Soybeans	8.8350 - 8.8550	+8.75	-38.00	H to -36.00	H UNCH
SRW	NQ	NQ	NQ		NQ
<u>Mt. Vernon, Indiana, Ohio River - GX_GR114</u>					
Corn	3.7100 - 3.7400	+3.25	-12.00	H to -9.00	H UNCH
Soybeans	8.8950 - 9.0150	+11.75 to +8.75	-32.00	H to -20.00	H +3.00 to UNCH
SRW	5.3500 - 5.3900	+3.25	+18.00	H to +22.00	H UNCH
<u>No. Peoria, Illinois River - GX_GR112</u>					
Corn	3.5900 - 3.6500	+3.25 to +2.25	-24.00	H to -18.00	H UNCH to -1.00
Soybeans	8.7450 - 8.7950	+8.75 to +10.75	-47.00	H to -42.00	H UNCH to +2.00



PROCESSOR	PRICE	CHANGE	BASIS		CHANGE
<u>Central IL</u>					
<u>Corn</u>	3.5600 - 3.7700	+0.25 to +3.25	-27.00	H to -6.00	H -3.00 to UNCH
<u>Soybeans</u>	8.8350 - 8.9850	+10.75 to +8.75	-38.00	H to -23.00	H +2.00 to UNCH
Crude SB Oil	27.91 - 28.41	+0.23	-50.00	F to Opt	F UNCH
48 SB Meal	319.00 - 321.00	+2.30	Opt	H to +2.00	H UNCH
Crude Corn Oil - Rail	26.00	UNCH	N/A		N/A



FUTURES		PRICE	CHANGE	PRICE	CHANGE
CME Group	Corn	H Mar 19 3.8300	+3.25	K May 19 3.9100	+3.50
	Soybeans	F Jan 19 9.0950	+9.25	H Mar 19 9.2150	+8.75
	Wheat (SRW)	H Mar 19 5.1700	+3.25	K May 19 5.2275	+2.75
	Oats	H Mar 19 2.8000	+1.50	K May 19 2.8025	+0.75
MGEX	HRS Wheat (DNS)	H Mar 19 5.7025	+5.00	K May 19 5.7550	+5.00
KCBOT	HRW Wheat	H Mar 19 5.0600	+2.50	K May 19 5.1750	+2.75

USDA Livestock, Poultry & Grain Market News
 210 Walnut Street, Room 767
 Des Moines, Iowa 50309
 Phone: 515-284-4460
 Email: Desm.LPGMN@ams.usda.gov
www.ams.usda.gov/LPSMarketNewsPage