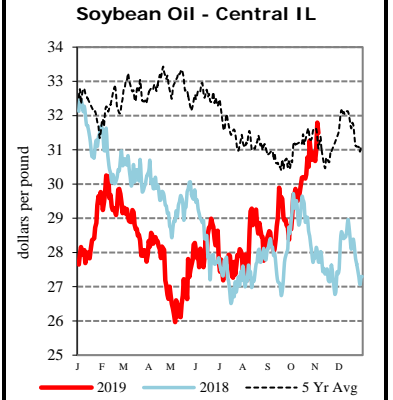
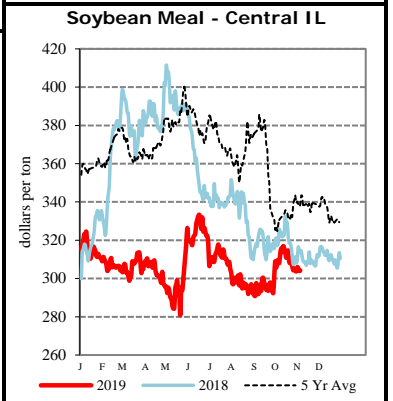


EXPORT	PRICE (\$/bu)	CHANGE (¢/bu)	BASIS (¢)	CHANGE
<u>Atlantic - JO_GR850</u>				
Soybeans	8.9800	-5.75	-17.00 X	+1.00
SRW	N/A	N/A	N/A	N/A
<u>Chicago - GX_GR110</u>				
Corn	3.5875 - 3.8275	-3.00	-20.00 Z to +4.00 Z	UNCH
Soybeans	8.9250 - 9.1450	-6.75 to -4.75	-35.00 F to -13.00 F	UNCH to +2.00
SRW	4.9875 - 5.3175	+1.50	-18.00 Z to +15.00 Z	UNCH
<u>Gulf - JO_GR112</u>				
Corn	4.2075 - 4.3275	-3.00	+42.00 Z to +54.00 Z	UNCH
Soybeans	9.5600 - 9.6400	-6.75	+41.00 X to +49.00 X	UNCH
SRW	6.0675 - 6.1175	+1.50	+90.00 Z to +95.00 Z	UNCH
12 HRW	5.5275 - 5.5775	-0.75	+125.00 Z to +130.00 Z	UNCH
<u>PNW - JO_GR110</u>				
SWW	5.95 - 6.00	UNCH to -8.00	+78.25 Z to +83.25 Z	-1.50 to -9.50
Ord HRW	5.58 - 5.68	-3.00 to -1.00	+130.00 Z to +140.00 Z	-2.00 to UNCH
<u>Toledo - GX_GR111</u>				
Corn	4.0875	-3.00	+30.00 Z	UNCH
Soybeans	9.0750	-1.75	-20.00 F	+5.00
SRW	5.3475	+1.50	+18.00 Z	UNCH

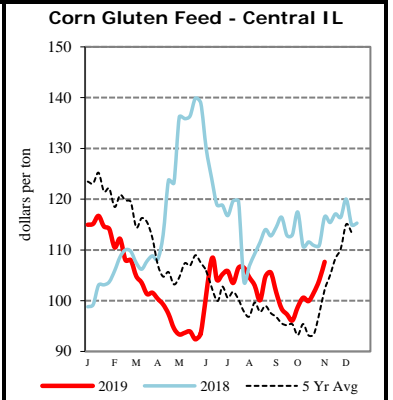
All prices are reported in dollars/bushel, except soybean and corn oil is in cents/lb. and soybean meal is in dollars/ton.



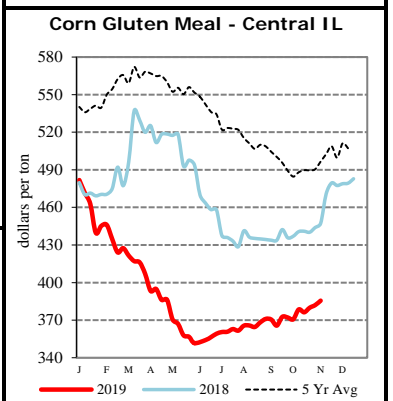
TERMINAL	PRICE (\$/bu)	CHANGE (¢/bu)	BASIS (¢)	CHANGE
<u>Kansas City - SJ_GR112</u>				
Corn	3.79 - 3.85	+2.00 to -3.00	Opt Z to +6.00 Z	+5.00 to UNCH
Soybeans	8.73 - 8.88	-6.00	-55.00 F to -40.00 F	UNCH
Ord HRW	4.23 - 4.38	-1.00	-5.00 Z to +10.00 Z	UNCH
<u>Minneapolis - MS_GR110</u>				
14 DNS/NS Del Chicago	7.0325 - 7.1325	-2.75	+180.00 Z to +190.00 Z	UNCH
Oats	2.9100 - 3.5700	+3.00 to +6.00	-16.00 Z to +50.00 Z	-3.00 to UNCH
<u>Omaha - WH_GR110</u>				
Corn	3.59 - 3.61	-5.00	-19.75 Z to -17.75 Z	-2.00
Soybeans	8.53 - 8.58	-3.00 to -6.00	-74.50 F to -69.50 F	+3.75 to +0.75
<u>Portland - JO_GR111</u>				
11.5 HRW	5.88 - 5.98	-3.00 to -1.00	+160.00 Z to +170.00 Z	-2.00 to UNCH
14 DNS	6.63 - 6.93	+13.00 to -3.00	+140.00 Z to +170.00 Z	+16.00 to UNCH



RIVER	PRICE (\$/bu)	CHANGE (¢/bu)	BASIS (¢)	CHANGE
<u>So. Iowa, Mississippi River - MS_GR114</u>				
Corn	3.6575 - 3.7275	-3.00 to -2.00	-13.00 Z to -6.00 Z	UNCH to +1.00
Soybeans	9.0850 - 9.1050	-6.75 to -4.75	-19.00 F to -17.00 F	UNCH to +2.00
<u>St. Louis, Mississippi River - JC_GR110</u>				
Corn	3.9800	-3.00	+19.25 Z	UNCH
Soybeans	9.3900 - 9.4000	-7.00 to -6.00	+11.50 F to +12.50 F	-0.25 to +0.75
SRW	5.4100	+1.00	+24.25 Z	-0.50
<u>Memphis, Mississippi River - LR_GR110</u>				
Corn	3.9475 - 3.9875	-3.00 to -2.00	+16.00 Z to +20.00 Z	UNCH to +1.00
Soybeans	9.3950 - 9.4250	-6.75 to -3.75	+12.00 F to +15.00 F	UNCH to +3.00
SRW	N/A	N/A	N/A	N/A
<u>Cincinnati, Ohio River - GX_GR114</u>				
Corn	3.8475 - 3.9375	-3.00	+6.00 Z to +15.00 Z	UNCH
Soybeans	9.2750 - 9.3750	-3.75 to -1.75	Opt F to +10.00 F	+3.00 to +5.00
SRW	5.1175	+2.50	-5.00 Z	+1.00
<u>Mt. Vernon, Indiana, Ohio River - GX_GR114</u>				
Corn	3.9075 - 3.9475	-1.00 to -3.00	+12.00 Z to +16.00 Z	+2.00 to UNCH
Soybeans	9.3350 - 9.3750	-6.75	+6.00 F to +10.00 F	UNCH
SRW	N/A	N/A	N/A	N/A
<u>No. Peoria, Illinois River - GX_GR112</u>				
Corn	3.7175 - 3.7775	-3.00 to -1.00	-7.00 Z to -1.00 Z	UNCH to +2.00
Soybeans	9.1150 - 9.1450	-6.75	-16.00 F to -13.00 F	UNCH



PROCESSOR	PRICE	CHANGE	BASIS	CHANGE
<u>Central IL</u>				
<u>Corn</u>	3.7875 - 3.9875	-3.00 to +1.00	Opt Z to +20.00 Z	UNCH to +4.00
<u>Soybeans</u>	9.0750 - 9.2750	-6.75 to -1.75	-20.00 F to Opt F	UNCH to +5.00
Crude SB Oil	31.35 - 32.00	+0.18	-40.00 Z to +25.00 Z	UNCH
48 SB Meal	298.90 - 301.90	-3.80	Opt Z to +3.00 Z	UNCH
Crude Corn Oil - Rail	29.75	UNCH	N/A	N/A



FUTURES	PRICE	CHANGE	PRICE	CHANGE	
CME Group					
Corn	Z Dec 19 3.7875	-3.00	H Mar 20 3.8775	-4.00	
Soybeans	X Nov 19 9.1500	-6.75	F Jan 20 9.2750	-6.75	
Wheat (SRW)	Z Dec 19 5.1675	+1.50	H Mar 20 5.2150	+1.25	
Oats	Z Dec 19 3.0700	+6.25	H Mar 20 3.0150	+5.25	
MGEX	HRS Wheat (DNS)	Z Dec 19 5.2325	-2.75	H Mar 20 5.3900	-3.25
KCBOT	HRW Wheat	Z Dec 19 4.2775	-0.75	H Mar 20 4.3775	-1.75

USDA Livestock, Poultry & Grain Market News
 210 Walnut Street, Room 767
 Des Moines, Iowa 50309
 Phone: 515-284-4460
 Email: Desm.LPGMN@usda.gov
www.ams.usda.gov/LPSMarketNewsPage