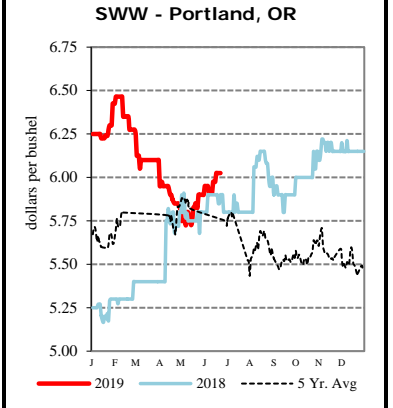
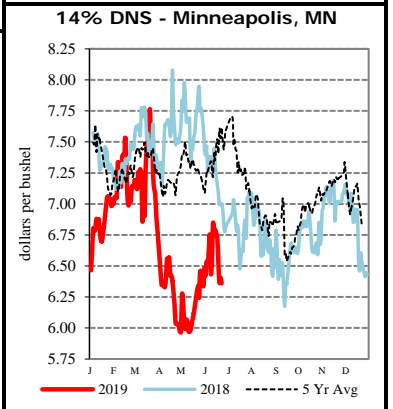


EXPORT	PRICE (\$/bu)	CHANGE (¢/bu)	BASIS (¢)		CHANGE
<u>Atlantic - JO_GR850</u>					
Soybeans	9.2125	-1.25	+25.00	X	UNCH
SRW	N/A	N/A	N/A		N/A
<u>Chicago - GX_GR110</u>					
Corn	2.9250 - 3.0250	+1.50 to +0.50	-25.00 U to -15.00 U		UNCH to -1.00
Soybeans	8.8125 - 9.0125	-6.25 to +3.75	-15.00 X to +5.00 X		-10.00 to UNCH
SRW	5.1100 - 5.2600	-10.25	-10.00 U to +5.00 U		UNCH
<u>Gulf - JO_GR112</u>					
Corn	3.7050 - 3.7450	+3.50	+53.00 U to +57.00 U		+2.00
Soybeans	9.6850 - 9.7050	+3.00 to +1.00	+71.00 Q to +73.00 Q		+3.00 to +1.00
SRW	5.8100 - 5.8600	-7.25 to -10.25	+60.00 U to +65.00 U		+3.00 to UNCH
12 HRW	N/A	N/A	N/A		N/A
<u>PNW - JO_GR110</u>					
SWW	5.66 - 5.75	No Comp	+45.00 U to +54.00 U		No Comp
Ord HRW	5.36 - 5.51	-12.00	+105.00 U to +120.00 U		UNCH
<u>Toledo - GX_GR111</u>					
Corn	3.1550 - 3.2450	+4.50 to +13.50	-2.00 U to +7.00 U		+3.00 to +12.00
Soybeans	8.9125 - 8.9625	+3.75 to -1.25	-5.00 X to Opt X		UNCH
SRW	5.2100	-10.25 to -15.25	Opt U		UNCH to -5.00

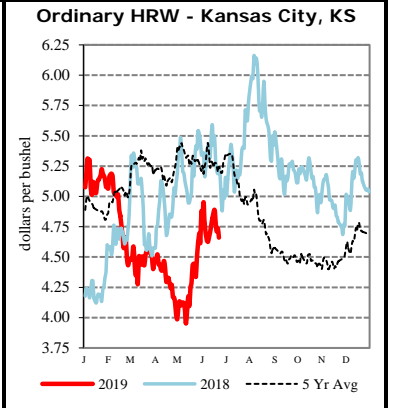
All prices are reported in dollars/bushel, except soybean and corn oil is in cents/lb. and soybean meal is in dollars/ton.



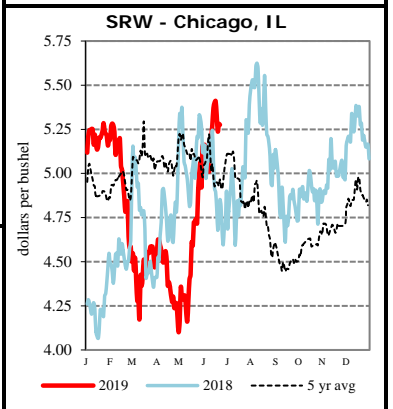
TERMINAL	PRICE (\$/bu)	CHANGE (¢/bu)	BASIS (¢)		CHANGE
<u>Kansas City - SJ_GR112</u>					
Corn	3.18	+2.00		Opt U	UNCH
Soybeans	8.58 - 8.91	+3.00	-38.00 X to -5.00 X		UNCH
Ord HRW	4.46 - 4.56	-12.00	+15.00 U to +25.00 U		UNCH
<u>Minneapolis - MS_GR110</u>					
14 DNS/NS Del Chicago	6.0150	-2.50		+95.00 U	+5.00
Oats	2.7775 - 3.2175	-4.00 to +0.00	+1.00 U to +45.00 U		-4.00 to UNCH
<u>Omaha - WH_GR110</u>					
Corn	N/A	N/A	N/A		N/A
Soybeans	N/A	N/A	N/A		N/A
<u>Portland - JO_GR111</u>					
11.5 HRW	5.66 - 5.81	-12.00	+135.00 U to +150.00 U		UNCH
14 DNS	6.02 - 6.17	-7.00 to -2.00	+95.00 U to +110.00 U		UNCH to +5.00



RIVER	PRICE (\$/bu)	CHANGE (¢/bu)	BASIS (¢)		CHANGE
<u>So. Iowa, Mississippi River - MS_GR114</u>					
Corn	3.0750 - 3.0950	+0.50 to +1.50	-10.00 U to -8.00 U		-1.00 to UNCH
Soybeans	9.0050	+6.00 to UNCH		+3.00 Q	+6.00 to UNCH
<u>St. Louis, Mississippi River - JC_GR110</u>					
Corn	3.3500	+2.00		+17.50 U	+0.50
Soybeans	9.2900	+6.00		+31.50 Q	+6.00
SRW	5.3600	-10.00 to -15.00		+15.00 U	+0.25 to -4.75
<u>Memphis, Mississippi River - LR_GR110</u>					
Corn	2.6050	-68.50 to -75.50		-68.00 Z	-81.00 to -88.00
Soybeans	8.6500 - 9.3125	-62.50 to +3.75	-28.00 U to +35.00 X		-58.00 to UNCH
SRW	5.2900	-22.25		+8.00 U	-12.00



<u>Toledo - On River</u>					
Corn	3.1250 - 3.2750	+1.50 to +16.50	-5.00 U to +10.00 U		UNCH to +15.00
Soybeans	8.9125 - 8.9625	+3.75 to -1.25	-5.00 X to Opt X		UNCH
SRW	5.2100	-10.25 to -15.25		Opt U	UNCH to -5.00
<u>Ohio River</u>					
Corn	3.1550 - 3.2450	+3.50 to +1.50	-2.00 U to +7.00 U		+2.00 to UNCH
Soybeans	9.1150 - 9.2425	+2.00 to -1.25	+14.00 Q to +28.00 X		+2.00 to UNCH
SRW	5.1800 - 5.3800	-12.25 to -10.25	-3.00 U to +17.00 U		-2.00 to UNCH
<u>North Illinois River</u>					
Corn	2.9250	+26.50 to +1.50		-25.00 U	+25.00 to UNCH
Soybeans	8.6825	+20.75 to +0.75		-28.00 X	+22.00 to +2.00



PROCESSOR	PRICE	CHANGE	BASIS		CHANGE
<u>Central IL</u>					
<u>Corn</u>	3.0750 - 3.3250	+1.50	-10.00 U to +15.00 U		UNCH
<u>Soybeans</u>	8.8425 - 9.0625	+3.75	-12.00 X to +10.00 X		UNCH
Crude SB Oil	30.92 - 31.47	+0.75	-30.00 U to +25.00 U		UNCH
48 SB Meal	287.30 - 289.30	-2.90 to -1.90	-2.00 U to Opt U		-1.00 to UNCH
Crude Corn Oil - Rail	44.00	UNCH	N/A		N/A

FUTURES		PRICE	CHANGE	PRICE	CHANGE
CME Group	Corn	U Sep 20	3.1750 +1.50	Z Dec 20	3.2850 +1.50
	Soybeans	Q Aug 20	8.9750 UNCH	U Sep 20	8.9300 +2.75
	Wheat (SRW)	U Sep 20	5.2100 -10.25	Z Dec 20	5.2925 -9.50
	Oats	U Sep 20	2.7675 +0.50	Z Dec 20	2.7275 +1.25
MGEX	HRS Wheat (DNS)	U Sep 20	5.0650 -7.50	Z Dec 20	5.2025 -7.50
KCBOT	HRW Wheat	U Sep 20	4.3075 -11.75	Z Dec 20	4.4150 -11.50

USDA Livestock, Poultry & Grain Market News  
 210 Walnut Street, Room 767  
 Des Moines, Iowa 50309  
 Phone: 515-284-4460  
 Email: Desm.LPGMN@usda.gov  
[www.ams.usda.gov/LPSMarketNewsPage](http://www.ams.usda.gov/LPSMarketNewsPage)